

LOADED WITH OPTIONS! MUST SEE! — GRADY WHITE



Builder: GRADY WHITE

Year Built: 2006

Model: Sport Fisherman

Price: PRICE ON APPLICATION

Location: United States

LOA: 36' 0" (10.97m)

Beam: 13' 3" (4.04m)

Max Draft: 2' 5" (0.74m)

Our experienced yacht broker, Andrey Shestakov, will help you choose and buy a yacht that best suits your needs **LOADED WITH OPTIONS! MUST SEE! — GRADY WHITE** from our catalogue. Presently, at Shestakov Yacht Sales Inc., we have a wide variety of yachts available on our sale's list. We also work in close contact with all the big yacht manufacturers from all over the world.

If you would like to buy a yacht **LOADED WITH OPTIONS! MUST SEE! — GRADY WHITE** or would like help answering any questions concerning purchasing, selling or chartering a yacht, please call **+1(954)274-4435**

TABLE OF CONTENTS

TABLE OF CONTENTS	2
SPECIFICATIONS	5
Basic Information	5
Dimensions	5
Speed, Capacities and Weight	5
Accommodations	5
Hull and Deck Information	5
Engine Information	6
DETAILED INFORMATION	7
Key Features & Upgrades	7
Construction	7
Cockpit	7
Helm	8
Forward Cabin	8
Galley	9
Head and Shower	9
Engine / Mechanical	10
Deck	10
Remarks	11
EXCLUSIONS	11
Exclusions	11
Disclaimer	11
PHOTOS	12
Starboard Side	12
Cockpit	12
Cockpit	12
Cockpit Fold-Away Seat	12
Cockpit Fish Box	12

Cockpit Refrigerator/Freezer	12
Cockpit Sink and Baitwell	13
Cockpit Sink	13
Cockpit Baitwell	13
Cockpit LED's and Camera	13
Cockpit Fish-On Camera	13
Cockpit LED Blue	13
Cockpit LED White	14
Rod Holder	14
Anchor Gear	14
Bow	14
Anchor Winch	14
Anchor Locker	14
Bow Deck	15
Simrad Radar	15
Solar Panel	15
Solar Panel	15
Sat TV	15
Deck Detail	15
Helm Console Down	16
Helm Console Up	16
Engine Gauges	16
Simrad GPS Plotter	16
Simrad GPS Plotter	16
VHF	16
Bow Thruster, Remote Stereo Controller, Furuno Data Display	17
Helm Switches	17
Helm Deck Seating	17
Helm Rod Holders and Life Jacket Storage	17

Galley	17
Galley Dining Setee	17
Foward Berth	18
DVD and LED TV	18
Microwave	18
Remote Stereo Controller	18
Head	18
Distribution Panel	18
Stall Shower	19
Shower Ventilation and Tank Control	19
Aft Cabin White LED	19
Aft Cabin	19
Aft Cabin Closet	20
Aft Cabin Blue LED	20
Cockpit Cooler and Fishbox	20
Aft Cabin Closet	20
Helm Storage	21
JL Audio Speakers	21
Starboard Side	21
Helm Enclosure	21
Helm Enclosure	21
Triple 4 Stroke 250 Yamaha's	21
Layout	22
CONTACTS	23
Contact details	23
Telephones	23
Office hours	23
Address	23

SPECIFICATIONS

Basic Information

Category: Sport Fisherman

Sub Category: Center Console

Model Year: 2006

Year Built: 2006

Country: United States

Dimensions

LOA: 36' 0" (10.97m)

Beam: 13' 3" (4.04m)

Max Draft: 2' 5" (0.74m)

Speed, Capacities and Weight

Displacement: 14500 Pounds

Water Capacity: 45 Gallons

Holding Tank: 30 Gallons

Fuel Capacity: 370 Gallons

Accommodations

Total Cabins: 1

Total Berths: 2

Total Heads: 1

Hull and Deck Information

Hull Material: Fiberglass

Engine Information

Engines: 3

Manufacturer: Yamaha

Model: F250TXR

Engine Type: Outboard

Fuel Type: Gas/Petrol

DETAILED INFORMATION

Key Features & Upgrades

- TRIPLE 250HP FOUR STROKE YAMAHA'S!!
- ENGINES FULLY SERVICED!!
- SOLAR PANEL BATTERY CHARGER!!
- KVH M3 TRACVISION SATELLITE TV!!
- NEW SIMRAD TOUCH SCREEN NSS12 GPS PLOTTER!!
- NEW SIMRAD OPEN ARRAY RADAR!!
- UNDERWATER LIGHTS!!
- UPGRADED STEREO WITH JL AUDIO SPEAKERS AND SUBWOOFER!!
- MULTI COLOR LED'S THROUGHOUT!!
- FULL ISEGLASS ENCLOSURE!!
- RECENT SURVEY AVAILABLE!!
- SUPER QUIET DIESEL 7KW FISCHER PANDA GENERATOR!!
- TO MANY OPTIONS TO LIST - MUST SEE!!
- MOTIVATED SELLER - DONT MISS THIS RARE OPPORTUNITY!!

Construction

The 360 Grady White Express Cabin offers an incomparable combination of cruise, fish and comfort. The center console helm, spacious cockpit and guaranteed comfort while underway. Built like no other boat on the water, Grady White uses composite laminate construction utilizing hand-laid multi- and uni-directional fabrics provide exceptional rigidity and strength, yet light enough to enjoy the fuel efficiency of just two outboards. The extreme reliability is the outcome of the industry's most rigorous quality control regimen. Whether fishing, diving or running at high speeds, the Grady White 360 lets you do it all in comfort, safety and style.

Cockpit

The console helm and luxurious forward lounge seating allow the captain to socialize with family and friends while running. You can hand a drink from the helm's built-in cooler to a guest sitting forward while remaining on hand to help land a fish, or assist a diver aboard the wide-open aft dive platform. The versatile aft deck is a self-bailing cockpit that accommodates a tackle station, fish box, live well, rods, outriggers, fresh water washdown, and a fold-away rear bench seat. Storage compartments are everywhere you look.

- Live baitwell
- Bait prep station with sink
- Bait freezer
- Transom door

- Fish box with freeze plate
- Tackle center
- Hardtop with rocket launcher and 6 rod holders
- Rod holders on gunwale (4)
- Rod holders under gunwale port and starboard
- Wash down

Helm

Every inch of a Grady White is built to deliver point-the-bow-and-go simplicity and precision-rigged performance. Obsessive commitments to quality, safety and customer satisfaction are revealed in the countless design and manufacturing details that make for ease of operation and unmatched reliability over the long haul. The position of the helm enhances that rare combination of elation and control that only running a Grady White delivers. Your input through the wheel and throttle's come together as powerful, intuitive grace and you feel more connected to the boat and the hull's interaction with the water.

- Pompanette single deluxe helm chair
- Teleflex electronic shifters
- Tilt wheel
- Electronics package
- Recessed electric electronics box
- Vent in center of windshield
- Curved windshield with wipers
- Yamaha gauge package
- Kenwood speakers
- Curved seating to starboard with 2 drawers below
- Single seat to port with storage below
- Rocker switches
- 110 volt outlet
- Storage under footrest at helm seat
- Ritchie 5" compass
- Cup holders
- Covered chart holder
- Bennett trim tabs and switches
- Trim tab indicator
- Lewmar bow thruster with joystick
- Kenwood remote stereo head

Forward Cabin

The forward cabin is distinguished by the bright fiberglass, headliner, cabinets and overhead

hatches that provide beautiful natural light and ventilation. Easy to maintain, the non-porous gel-coated surfaces wipe clean, won't mildew, and maintain their good looks indefinitely. The cabin interior maximizes space with expansive lounge seating and large berth. The galley features a fridge, microwave and sink. Within the generously-sized head, a seat cover lowers to hide the commode, a yacht-class touch that makes it easy to shower while sitting down.

- Comforter
- Privacy curtain
- Sharp DVD player
- Bomar overhead hatches with screens and shades
- Anchor locker access
- Throw pillows
- Reading lights
- Coaming pads around berth
- Shelving
- 110 volt outlets
- Telephone/cable outlets
- A/C vent
- Aft berth
- Double berth with comforter and storage below
- Mirror aft
- Rod storage racks overhead
- Storage on each side
- Reading lights
- Overhead light
- Privacy curtain
- A/C vent
- Hanging locker

Galley

- Corian countertops
- UPGRADED - Under Counter Drawer Refrigerator and Freezer
- Recessed stainless steel sink with faucet
- Kenyon glass 2 burner cook top- recessed with corian folding cover
- Tappan microwave

Head and Shower

- Privacy door
- Mirrored medicine cabinet
- Corian countertop with molded sink

- Storage under vanity
- Teak shelves
- Vacuflush toilet
- Stall shower with pull curtains and teak floorboard
- Mirror on door
- Exhaust fan
- A/C vent
- Shower nozzle in sink handle
- Hot and cold pressure water
- 110 GFI outlet
- Water level indicator

Engine / Mechanical

Grady White delivers the most advanced design, technology and manufacturing techniques. Everything you expect has been installed onboard this 360 Express.

- 3 Yamaha 250 Four Strokes - Appx 650 hours
- Fischer/Panda 7 kw diesel generator with soundshield - Appx 850 hours
- Hot water heater (11 gallons)
- 4 Marine group 27 batteries 12 volt located in port aft locker
- Battery select switches
- 2 - 30 amp shore power cords
- Guest pro charge battery charger
- Generator battery charger
- 120/12 volt system

Deck

- Factory hardtop with hatches
- Triple Yamaha 250 hp 4 stroke outboards
- Enclosure
- Non skid decks
- Cockpit refrigerator coolers - 55 qt - digitally controlled
- Dock side water inlet
- Hydraulic trim tabs
- Self bailing cockpit
- Fuel tank 370 total split; 190 and 180
- Storage net under hardtop
- Spreader lights
- Kenwood cockpit speakers
- Swim ladder telescopic

- Teleflex hydraulic steering
- Lewmar bow thruster
- Lewmar windlass
- 2 - 1700 GPH bilge pumps
- SS bow rail with bow pulpit
- Delta fast set anchor with 15' chain and 100' nylon rode
- Anchor locker with drain
- Molded step port and starboard
- Curved windshield with wipers
- Transom shower
- Telephone/cable outlet
- 30 amp shore cord connection with 50 amp splitter
- Fender deck
- Transom door

Remarks

She is an outstanding example of Grady White's special attention to detail. This boat has been meticulously maintained and is a beautiful ensemble that is turn key and ready to cruise. Don't miss this rare opportunity to own a one of a kind 360 Express! She is easy to see 7 days a week. Call to schedule your private showing today.

New Bottom Job Oct 2014 All Systems Serviced 2014 Recent Survey Available

EXCLUSIONS

Owners personal effects. A list will be provided upon request.

Exclusions

Owner's personal belongings.

Disclaimer

The Company offers the details of this vessel or yacht in good faith but cannot guarantee or warrant the accuracy of this information nor warrant the condition of the vessel. A buyer should instruct his representatives, agents, or his surveyors, to investigate such details as the buyer desires validated. This vessel or yacht is offered subject to prior sale, price change, or withdrawal without notice.

PHOTOS

Starboard Side



Cockpit



Cockpit



Cockpit Fold-Away Seat



Cockpit Fish Box



Cockpit Refrigerator/Freezer



Cockpit Sink and Baitwell



Cockpit Sink



Cockpit Baitwell



Cockpit LED's and Camera



Cockpit Fish-On Camera



Cockpit LED Blue



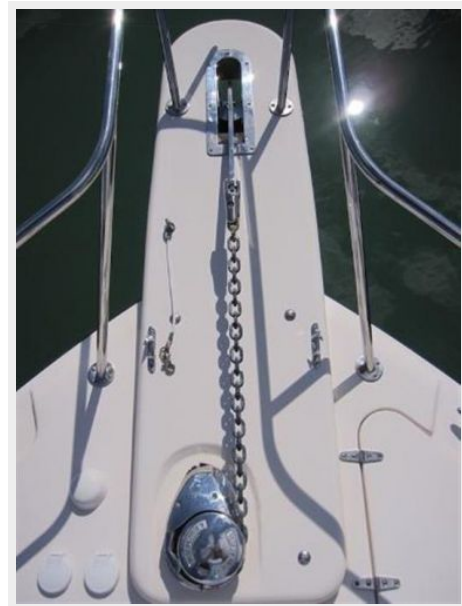
Cockpit LED White



Rod Holder



Anchor Gear



Bow



Anchor Winch



Anchor Locker



Bow Deck



Simrad Radar



Solar Panel



Solar Panel



Sat TV



Deck Detail



Helm Console Down



Helm Console Up



Engine Gauges



Simrad GPS Plotter



Simrad GPS Plotter



VHF



Helm Switches



Bow Thruster, Remote Stereo Controller, Furuno Data Display



Helm Deck Seating



Helm Rod Holders and Life Jacket Storage



Galley



Galley Dining Setee



Foward Berth



DVD and LED TV



Microwave



Remote Stereo Controller



Head

Distribution Panel



Stall Shower



Shower Ventilation and Tank Control




Aft Cabin White LED



Aft Cabin



Aft Cabin Blue LED



Aft Cabin Closet



Aft Cabin Closet



Cockpit Cooler and Fishbox



Helm Storage



JL Audio Speakers



Starboard Side



Helm Enclosure



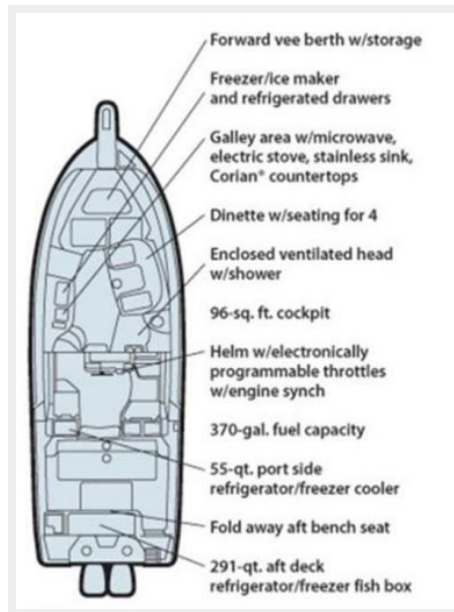
Helm Enclosure



Triple 4 Stroke 250 Yamaha's



Layout



CONTACTS

Andrey Shestakov, leading yacht broker of the sales department of Shestakov Yacht Sales Inc. Shestakov Yacht Sales Inc., the official representative of the Miami/Fort Lauderdale FL headquarters.

Contact details

Email: andrey@shestakovyachtsales.com

Web: shestakovyachtsales.com/en/

Telephones

USA: +1(954)274-4435

Office hours

Monday – Saturday: **9:00 - 21:00** EDT

Sunday: **closed**

Address



Harbour Towne Marina, 850 NE 3rd St,
STE 213, Dania, FL 33004