

94' PARAGON MOTOR YACHTS PILOTHOUSE — PARAGON MOTOR YACHTS



Builder: PARAGON MOTOR YACHTS

Year Built: 2009

Model: Motor Yacht

Price: PRICE ON APPLICATION

Location: United States

LOA: 94' 0" (28.65m)

Beam: 21' 7" (6.58m)

Min Draft: 5' 11" (1.80m)

Cruise Speed: 15 Kts. (17 MPH)

Max Speed: 20 Kts. (23 MPH)

Our experienced yacht broker, Andrey Shestakov, will help you choose and buy a yacht that best suits your needs 94' PARAGON MOTOR YACHTS PILOTHOUSE — PARAGON MOTOR YACHTS from our catalogue. Presently, at Shestakov Yacht Sales Inc., we have a wide variety of yachts available on our sale's list. We also work in close contact with all the big yacht manufacturers from all over the world.

If you would like to buy a yacht 94' PARAGON MOTOR YACHTS PILOTHOUSE — PARAGON MOTOR YACHTS or would like help answering any questions concerning purchasing, selling or chartering a yacht, please call +1(954)274-4435

TABLE OF CONTENTS

TABLE OF CONTENTS	2
SPECIFICATIONS	5
Overview	5
Basic Information	5
Dimensions	5
Speed, Capacities and Weight	6
Accommodations	6
Hull and Deck Information	6
Engine Information	6
DETAILED INFORMATION	7
Salon	7
Galley	7
VIP Stateroom and Head	8
Master Stateroom and Head	8
Guest Stateroom Foreward and Head	9
Captains Quarters	10
Guest Head	11
Pilothouse	11
Fly Bridge	12
Electronics	13
Main Deck	14
Aft Deck	15
Swim Platform	15
Equipment	16
Electrical Equipment	16
Main Engine Propulsion and Construction	17
Engine Room and Bilges	20
Hull Design and Construction	21

Superstructure and Deck	21
Aft Utility Area	22
Disclaimer	23
Exclusions	23
Disclaimer	23
PHOTOS	24
Salon	24
Salon	24
Salon	24
Salon	24
Galley	24
Galley	24
Master Stateroom	25
Galley	25
Master Stateroom	25
Master Stateroom	25
Master Head	25
VIP Stateroom	25
VIP Stateroom	26
Foward Stateroom	26
Forward Stateroom	26
Forward Stateroom	26
Captain's Quarters	27
Pilothouse Helm	27
Pilothouse	27
Pilothouse Seating	27
Flybridge	27
Flybridge Seating	27
Flybridge Seating	28

Flybridge	28
Flybridge Jacuzzi	28
Flybridge Helm	28
Flybridge BBQ	29
Aft Deck	29
Engine Room	29
Engine Room	29
Lazarette	30
Running	30
CONTACTS	31
Contact details	31
Telephones	31
Office hours	31
Address	31

SPECIFICATIONS

Overview

For over a decade, Paragon Motor Yachts has set the standard for building quality custom yachts in the 80 to 100-foot range. Built by the only American -owned and managed boatyard in Southern Taiwan, each Paragon Motor Yacht is the result of expert design and quality. They work closely with each client to design and build custom yachts on proven hull designs that yield exceptional long-range sea keeping and an incredibly smooth, quiet ride. I am confident that as you learn more about our unparalleled quality and engineering excellence, you will come to appreciate why serious boaters around the world are joining the Paragon family.

This 94' Paragon is in great condition and a must-see.

Owner has a new 100' Paragon and is ready to sell!

Basic Information

Category: Motor Yacht

Model Year: 2009

Year Built: 2009

Country: United States

Dimensions

LOA: 94' 0" (28.65m)

Beam: 21' 7" (6.58m)

Min Draft: 5' 11" (1.80m)

Speed, Capacities and Weight

Cruise Speed: 15 Kts. (17 MPH)

Cruise Speed Range: 1800

Max Speed: 20 Kts. (23 MPH)

Gross Tonnage: 100 Pounds

Water Capacity: 750 Gallons

Holding Tank: 500 Gallons

Fuel Capacity: 4000 Gallons

Accommodations

Total Cabins: 3

Sleeps: 8

Total Heads: 5

Captain Cabin: True

Crew Cabin: 1

Crew Berths: 2

Hull and Deck Information

Hull Material: Fiberglass

Exterior Designer: Scott Robinson

Engine Information

Engines: 2

Manufacturer: Caterpillar

Model: C-32

Engine Type: Inboard

Fuel Type: Diesel

DETAILED INFORMATION

Salon

- Twin automatic Freeman sliding aft doors with fixed glass windows
- Extensive floor damping system to reduce noise/vibration
- Port aft stairway with access to engine room, utility room, captain's quarters
- Carpeted sole with "Soundown" barrier padding
- Cantalupi overhead halogen lighting with dimmer control • Stbd side custom cabinet with granite top for TV/Entertainment center, wine cooler, large icemaker, under-counter sink, bottle & glass storage
- Stbd fwd private stairway down to master stateroom
- Air-conditioning system

Galley

- Granite counter tops
- Floating floor system
- Air conditioning system
- Mahogany wood w/ satin finish
- Teak and holly sole
- Double-sink with Grohe faucet
- (2) Sub-zero full height refrigerator with two freezer drawers at bottom section
- Fisher Paykel double drawer dishwasher
- GE "Profile" trash compactor
- GE microwave with exhaust fan
- Viking gas stove/oven
- Soap dispenser
- Insinkerator instant hot water dispenser

- Insinkerator stainless garbage disposal with counter top air switch
- Port-side hinged Freeman Dutch door from galley to side deck
- Cantalupi overhead lighting on dimmer control

VIP Stateroom and Head

VIP Stateroom • Queen walk-around with storage beneath

- Port side settee that converts to a full-size berth
- Air conditioning system
- Cedar-lined hanging lockers • Entertainment System
- Cantalupi overhead lights on dimmer control
- (2) Wall mounted reading lights
- (2) Opening Freeman port lights at stbd, and one to port Head
- Freeman port light
- Granite counter-top & cherry wood flooring
- Ceramic sink
- Full enclosed shower
- Louvered lockers • “Tecma”head
- Grohe faucets and shower controls
- Accent lighting (per plan)
- 110v ac duplex receptacles (GFI type in head)
- Overhead exhaust fan in the head

Master Stateroom and Head

Master Stateroom

- Accessed via private stairway from salon

- King-size walk around berth with large drawers & storage underneath
- Night stands with drawers
- Cedar-lined hanging & walk-in closet
- Sofa to stbd
- Washer/dryer to port
- Dresser cabinet, desk/vanity area to port
- (2) Wall mounted reading lights
- Cantalupi overhead lights on dimmer controls
- Entertainment System
- A/C System **His and Hers Heads**
- Port light on port side
- “Tecma” full size ceramic bowl head
- Grohe faucets
- Granite countertop & cherry wood flooring
- Fully enclosed shower with Grohe controls
- 110v ac duplex receptacles (GFI type in head)
- Accent lighting (per plan)
- Hidden overhead exhaust fan
- Combo washer dryer

Guest Stateroom Foreward and Head

Guest Stateroom

- Queen-size island berth with hinged access to storage underneath
- Air conditioning system
- Cedar-lined hanging lockers

- Cantalupi overhead lights on dimmer control
- Port & stbd outboard storage lockers
- “Freeman” escape/ventilation hatch w/ “OceanAir” screens
- (2) Wall mounted reading lights
- Entertainment System

Head

- Port light
- Granite countertop and cherry wood flooring
- Ceramic sink
- Full enclosed shower
- Louvered lockers
- “Tecma” head
- Grohe faucets and shower controls
- Accent lighting (per plan)
- 110v ac duplex receptacles (GFI type in head)
- Overhead exhaust fan

Captains Quarters

- Accessed from either cockpit through utility room or salon/main deck
- Wide elevated berth with large lockers, two drawers and large file cabinet underneath
- Opening port light, stbd side above berth
- Cedar-lined hanging locker
- VHF radio station, depth and wind readouts
- Entertainment System
- “Tecma” head, ceramic sink w/ Grohe faucets, Corian lavatory counter- top, FRP

shower with glass door

-
- 110v ac duplex receptacles (GFI type in head)
 - Cantalupi overhead lighting with dimmer
 - Brinks combination wall safe
 - A/C System

Day Head

- Stbd side window
- “Tecma” head
- Exhaust fan
- Cantalupi halogen overhead lights on dimmer
- 110v ac GFI protected duplex receptacle
- Accent lights at cabinet base & valance

Guest Head

- Stbd side window
- “Tecma” head
- Exhaust fan
- Cantalupi halogen overhead lights on dimmer
- 110v ac GFI protected duplex receptacle
- Accent lights at cabinet base & valance

Pilothouse

Pilothouse

- Center helm station with (2) “Pompanette” helm chairs, complete engine instrumentation & alarms, navigational electronic equipment, “Night Watch” ships systems monitoring computer
- Air conditioning, heating, and defrosting

- Chart storage lockers
- Raised “U” settee with dining table & leaf
- Port & stbd side Freeman sliding doors with access to side decks
- Cherry sole
- 10mm clear fwd windshield glass
- Tinted tempered windows from side doors aft
- AC & DC electrical panels
- Halogen overhead lighting with dimmer control
- Overhead NAV lights (red)
- Stbd side stairway up to fly-bridge
- Stereo speakers in overhead w/volume control

Fly Bridge

- Center helm station with complete engine instruments & high-end navigation electronics
- (2) Pompanette helm chairs (model AS-21)
- S.S Venturi frame with tinted, military “plastiglass” venturi
- (2) Large FRP “L” seats with two large FRP tables
- FRP Arch & Mast tower with (5) Cantalupi lights on dimmer controls
- FRP hard top with lighting
- Stbd side Viking gas BBQ , sink, and lockers
- FRP U-shaped settee, Island bar w/ refrigerator & full-size ice maker, Jacuzzi, storage lockers, slide-out shelves & 110v GFI protected duplex receptacles
- Accent lighting at base of all FRP cabinets and seating areas
- Port & stbd wing command stations with engine controls, bow & stern thruster controls
- Aft port boat deck, integral steps down to aft deck with S.S. framed sliding hatch/cover • Teak decks, galley/dinette & fly-bridge sections
- 2200 lb Nautical Structures hydraulic davit with hydraulic rotation

- S.S. 2" Hand rails around boat deck
- Fresh-water wash down & outboard engine flush hook up station
- Decks cambered & drains plumbed to insure no standing water

Electronics

Pilothouse Electronics

- Navnet 3D
- (4) Furuno 17" Monitors
- Furuno dual 12kw Navnet Radars 6ft open array
- Furuno dual WASS GPS
- Furuno digital fishfinder/sounder
- Furuno F150 instruments
- Icom VHF radio w/command mic & remote
- Comrod Antennas
- Simrad autopilot w/ hand held remote backup
- Nauticomp PC computer
- WXWorx XM satellite weather
- Skymate Senrtymate system
- Panasonic PABX intercom phone system
- Elbex CCTV Cameras
- Monitor for all onboard cameras –Foredeck looking forward, (1) on each side deck, aft deck looking aft, arch looking aft, engine room fore and aft
- FLIR Camera
- ACR Spotlight controls **Fly Bridge Electronics**
- Navnet display

- Icom VHF radio w/command mic & remote
- Simrad Autopilot controls
- ACR spotlight controls **Crew Quarters Electronics**
- Furuno F150 NAV repeater
- Icom VHF radio
- Furuno Navnet data displayed on LCD TV for monitoring
- CCTV displayed on TV for monitoring

Main Deck

- All exterior stainless steel # 316 grade with welds ground smooth and highly polished
- Seating area at bow with removable table and filler piece for transition into large sun pad lounge
- Large storage lockers port & stbd at bow area
- Central fuel tank fills port & stbd
- Cambered decks w/ outboard drain channels
- Water tight fwd deck hatch, access to anchor well. "Freeman Hatch"
- Fwd deck hatch, & ventilation/escape hatch for fwd guest stateroom "Freeman Hatch"
- Fresh water and salt water wash down hook up at bow area
- Fire hose at fwd stbd bow locker with 25' hose & fire hose nozzle
- Built-in, high pressure anchor chain wash system (fresh water)
- High polished S.S. hand rails
- S.S. Hawse holes and ballards
- Port & stbd bulwark doors
- Overhead Cantalupi lights on dimmer controls for walk-arounds
- "Underwater lights" at walk-arounds on forward main deck

Aft Deck

- Teak aft deck
- Warping winches - port & stbd
- Port side integral stairway up to boat deck/fly-bridge (teak steps)
- FRP stbd side storage cabinet with refrigerator
- FRP molded bench seat with large dining tables
- Port side locker with engine controls/thrusters, auto pilot joy stick in lieu of steering wheel
- Cantalupi overhead lights on dimmer control
- Overhead stereo speakers
- VHF radio station cabinet
- PBX phone system hook up
- Aft facing hailer horn location
- Flood lights facing aft
- Fire hose at port side w/ 15' hose & fire hose nozzle

Swim Platform

- Teak decking with stairway port & stbd, up to aft deck (teak steps)
- Hydraulic stow away swim ladder inside swim platform
- Hands-free hot/cold water shower
- (3) Extra-large pop-up cleats, port center & stbd
- Water tight "Freeman" door, access to utility/crew & engine room
- S.S. rails on stairs up to aft deck
- Water-proof safety lights on stairs up to aft deck
- Salt-water hook up
- (4) "Underwater" flood lights, on transom underwater

- (4) S.S. “U” rails around swim platform
- Maxwell liberty 2500 stern windlass, 250` rode and 75` chain

Equipment

- Hydraulic system by Wesmar Main engine driven to run the following: 60 hp 16” dual prop vortex bow and stern thrusters, 16 sq ft. Roll- fin stabilizers
- Maxwell 4500 lb hydraulic windlass with (3) station controls
- (1) 250 lb. S.S. polished plow type anchor, 400’x 5/8” high test chain
- “Nautical Structures” 2200 lb. hydraulic davit with hydraulic rotation
- Aqua air, 15 ton chilled water air conditioning and heating system with surge-less start up
- Salt-water wash down at bow and stern
- Compressed air system for Buelle air horns with engine room air hose
- HRO systems reverse osmosis water maker (1400 g.p.d.) with fresh water flush system
- Central vacuum system
- (1) Viking BBQ grill on flybridge
- Automatic fire extinguishing system with automatic engine shut down
- “Tecma” marine heads throughout

Electrical Equipment

- Northern Lights 30 kw diesel generator with exhaust silencers, sound shield & custom gas/water separators - 1750 hours
- Northern Lights 20kw diesel generator with exhaust silencers, sound shield & custom gas/water separators - 1090 hours
- 4 “Odyssey” pc 1700 dry-cell batteries for main engine start (2 ea. engine) – New 9/2013
- 2 “Odyssey” pc 1200 dry-cell batteries for generator start (1 ea. generator) – New 9/2013
- Sixteen “Trojan” I-16 6 volt batteries for ships 24 volt dc service system - New Feb -2014

- 2 “Trace” 4kw/120 amp inverter/charger for charging ships battery system, interface for 8kw and house battery bank monitoring panel • Newmar 24 volt battery charger for main engine batteries
- Newmar 24 volt battery charger for service batteries (back up charger)
- Newmar 24v to 12v transformers (per plan)
- (2) 75 amp (engine alternators) for charging engine start batteries
- (2) 160 amp (large frame engine alternators) for charging ships service batteries
- (2) Charles Marine ISO-Boost shore power isolation transformers
- (1) Marinco shore power 125/250 vac 50 amp inlets aft & one fwd
- (1) Marinco 100 amp shore power 125/250 inlet aft on a Glendenning cable master
- (2) Marinco phone/TV inlets (one aft & one fwd)
- (2) 75' 125/250 amp shore power cords
- AC & DC back-lit distribution/circuit breaker panel w/digital amp & volt meters
- Shielded wiring for stereo/TV speaker systems
- Color-coded high quality shielded co-ax with "pro-connect" crimp on connectors for TVs and miscellaneous
- Electrolysis and Bonding system with copper strapping connected to two zinc plates at transom
- AC duplex receptacles throughout with GFI protection in dedicated areas
- “BEP” vapor proof battery selector switches
- “Exalto” heavy-duty variable speed windshield wiper system
- International navigation lights
- (2) “ACR” high intensity spot lights with dual station controls • “PBX” type phone/intercom system

Main Engine Propulsion and Construction

NOTE: All of the key components being used in this drive train and exhaust system have

been designed and built in Holland, Netherlands, Germany and the U.S.A. to meet the specifications that Paragon Motor Yachts insists on.

- Twin Caterpillar C-32 1550 BHP diesel engines with remote ZF #2050A electronic marine reduction gears using a torsional coupling and vibration dampening system
- Engines mounted on “rubber design” soft vibration dampening mounts, engine installation shall be approved by the engine manufacturer, during installation and at sea trials. American built #316 stainless steel exhaust risers with S.S flex bellows connecting to custom spray nozzles and FRP towers with internal silencers & underwater exhaust
- Aquamet #22 or equivalent (3-1/2”) propeller shafts in conjunction with “rubber design” flex couplings at gear to shaft couplings
- Water cooled exhaust system with 6” bypass tubes aft with additional silencers for bypass exhaust
- Power train & exhaust systems have been designed for smoothest and most quiet results possible
- Dual Racor 75/1000 fuel filters/water separators with vacuum gauges for each engine
- R.C.I. fuel purifiers (RCM 800) for each engine installed in-line before Racors
- Bronze “V” struts with cutlass bearings
- “Tides” dripless propeller and rudder shafts
- Glendenning: 2003 Model electronic engine controls at pilot house helm, port & stbd bridge command stations, fly-bridge helm; including remote control for aft deck
- Dual hynautic power assisted steering system
- Two 4” dia. posts S.S. foil section, streamlined rudders
- Engine room start/stop panels with engine instrument gauges
- Visual and audio alarms for engine systems at pilot house

connecting to custom spray nozzles and FRP towers with internal silencers & underwater exhaust

- Aquamet #22 or equivalent (3-1/2”) propeller shafts in conjunction with “rubber design” flex couplings at gear to shaft couplings

- Water cooled exhaust system with 6" bypass tubes aft with additional silencers for bypass exhaust
- Power train & exhaust systems have been designed for smoothest and most quiet results possible
- Dual Racor 75/1000 fuel filters/water separators with vacuum gauges for each engine
- R.C.I. fuel purifiers (RCM 800) for each engine installed in-line before Racors
- Bronze "V" struts with cutlass bearings
- "Tides" dripless propeller and rudder shafts
- Glendenning: 2003 Model electronic engine controls at pilot house helm, port & stbd bridge command stations, fly-bridge helm; including remote control for aft deck
- Dual hydraulic power assisted steering system
- Two 4" dia. posts S.S. foil section, streamlined rudders
- Engine room start/stop panels with engine instrument gauges
- Visual and audio alarms for engine systems at pilot house

Engine Room

connecting to custom spray nozzles and FRP towers with internal silencers & underwater exhaust

- Aquamet #22 or equivalent (3-1/2") propeller shafts in conjunction with "rubber design" flex couplings at gear to shaft couplings
- Water cooled exhaust system with 6" bypass tubes aft with additional silencers for bypass exhaust
- Power train & exhaust systems have been designed for smoothest and most quiet results possible
- Dual Racor 75/1000 fuel filters/water separators with vacuum gauges for each engine

- R.C.I. fuel purifiers (RCM 800) for each engine installed in-line before Racors
- Bronze “V” struts with cutlass bearings
- “Tides” dripless propeller and rudder shafts
- Glendenning: 2003 Model electronic engine controls at pilot house helm, port & stbd bridge command stations, fly-bridge helm; including remote control for aft deck
- Dual hynautic power assisted steering system
- Two 4” dia. posts S.S. foil section, streamlined rudders
- Engine room start/stop panels with engine instrument gauges
- Visual and audio alarms for engine systems at pilot house

Engine Room

Engine Room and Bilges

- (2) 12,000 BTU air conditioning systems
- Engine room camera system
- S.S. welded & polished engine beds
- Aluminum (marine grade 6mm) fuel tanks with proper sight gauges, and accessible 20" inspection plates
- Two sea chests for specific raw water intakes
- (6) 24 VDC heavy duty bilge pumps w/ ultra-switches
- High bilge water alarm system
- Full flow S.S. ball valves for all piping systems
- S.S. air compressor hook up with hose
- 125 Vac oil change system for main engines and generators
- 60 Gallon per minute emergency bilge pump system for each bilge • Fire hose pump system with hose at fwd deck and aft deck
- Fresh water anchor wash down system at bow anchor area
- Fresh water hose and nozzle in engine room

- Delta “T” positive pressure engine room air intake system to minimize water ingestion w/fire flaps and demisters
- (1) 30 gallon and (1) 40 gallon hot water heater
- Central fresh water tank fills, port & stbd
- Dock side water pressure hook up at bow & stern w/quick release fittings
- (2) 125 Vac headhunter fresh water system pumps with filters
- Central drain system for upper and lower deck drains, sinks, etc. to minimize thru hull fittings
- 500 gallon holding tank with deck fitting for pump out and two macerator pumps for overboard discharge (1) 110 vac pump & (1) 24 vdc
- 110 Vac florescent lighting in engine room and utility room
- Marine grade bronze sea cocks for all thru hull fittings, bonded to bonding system
- “Whale” high output manual bilge pump
- (2) Stereo speakers w/volume controls

Hull Design and Construction

- Full-planing hull, 13.5 ° dead rise at transom, generous flair at bow sections, integral swim platform
- Vessel scantlings, construction, systems, and installations meet or exceed all applicable ABYC & ABS standards
- One-piece hull, hand laminated FRP utilizing Bi-directional, and Uni-directional, Knytec, and Cotech high quality resin and vacuum bagging
- Solid FRP below the water line with Vinylester resin laminates for maximum osmosis protection
- “Interlux” “Gel-shield” is applied to add osmosis protection during build time and after
- Full length hull girders of high density foam core and bi & uni-directional Knytex
- Exterior hull finish in high gloss white, Cook gel coat with vinylester skin coats below water line
- Smooth finish on all bilge areas

Superstructure and Deck

- Hand laminated FRP utilizing bi & uni-directional, Knytech & Cotech w/Divinycell sandwich, high quality resin and vacuum bagging, NIDA core per plan.
- Proper high compression cores as required for hardware mounting
- (4) Main (watertight) bulkheads padded and cored with appropriate sandwich materials
- Sylomer floating floor system (per plan) with sound absorption and insulation
- Sylomer floating bulkheads (per plan)
- Exterior - Nonskid on boat deck

Aft Utility Area

- Accessed from swim platform or salon/main deck
- AC & DC breaker panels
- Night watch monitoring display
- Air conditioning system
- Stereo and speakers with volume controls
- Industrial hard rubber mat flooring (non-slip)
- Formica wall coverings
- Water tight "Freeman" door to swim deck
- Direct access from swim platform to engine room
- (2) Opening port lights, port side by extra crew berths
- Extra crew, fold down berth port side
- Polished stainless steel grab rails (per plan)
- Large counter-tops & spare parts storage lockers
- S.S. air compressor hook-up
- (3) 110v ac receptacles
- Crew amenities: Corian or Formica counter tops, S.S. sink with faucet, microwave, Sub-zero under counter refrigerator & Sub-zero under counter freezer, lockers for dishes and miscellaneous

- Full-size GE washer/dryer (stacked) • Tool storage and counter as work bench
- Cantalupi overhead lighting

Disclaimer

The Company offers the details of this vessel in good faith but cannot guarantee or warrant the accuracy of this information nor warrant the condition of the vessel. A buyer should instruct his agents, or his surveyors, to investigate such details as the buyer desires validated. This vessel is offered subject to prior sale, price change, or withdrawal without notice.

Exclusions

Owner's personal belongings.

Disclaimer

The Company offers the details of this vessel or yacht in good faith but cannot guarantee or warrant the accuracy of this information nor warrant the condition of the vessel. A buyer should instruct his representatives, agents, or his surveyors, to investigate such details as the buyer desires validated. This vessel or yacht is offered subject to prior sale, price change, or withdrawal without notice.

PHOTOS

Salon




Salon



Salon



Salon



Galley



Galley



Galley



Master Stateroom



Master Stateroom



Master Stateroom



Master Head



VIP Stateroom



VIP Stateroom



Foward Stateroom



Forward Stateroom



Forward Stateroom



Captain's Quarters



Pilothouse Helm



Pilothouse



Pilothouse Seating



Flybridge



Flybridge Seating




Flybridge Seating




Flybridge



Flybridge Jacuzzi



Flybridge Helm



Flybridge BBQ



Aft Deck



Engine Room



Engine Room



Lazarette



Running



CONTACTS

Andrey Shestakov, leading yacht broker of the sales department of Shestakov Yacht Sales Inc. Shestakov Yacht Sales Inc., the official representative of the Miami/Fort Lauderdale FL headquarters.

Contact details

Email: andrey@shestakovyachtsales.com

Web: shestakovyachtsales.com/en/

Telephones

USA: +1(954)274-4435

Office hours

Monday – Saturday: **9:00 - 21:00** EDT

Sunday: **closed**

Address



Harbour Towne Marina, 850 NE 3rd St,
STE 213, Dania, FL 33004