

HAPPY MIKA — APREAMARE



Builder: APREAMARE

Year Built: 2013

Model: Motor Yacht

Price: PRICE ON APPLICATION

Location: Italy

LOA: 78' 11" (24.05m)

Beam: 21' 5" (6.51m)

Min Draft: 6' 6" (1.96m)

Max Draft: 6' 6" (1.96m)

Cruise Speed: 25 Kts. (29 MPH)

Max Speed: 39 Kts. (45 MPH)

Our experienced yacht broker, Andrey Shestakov, will help you choose and buy a yacht that best suits your needs **HAPPY MIKA — APREAMARE** from **our catalogue**. Presently, at **Shestakov Yacht Sales Inc.**, we have a wide variety of yachts available on **our sale's list**. We also work in close contact with all the big **yacht manufacturers** from all over the world.

If you would like to buy a yacht **HAPPY MIKA — APREAMARE** or would like help answering any questions concerning purchasing, selling or chartering a yacht, please call **+1(954)274-4435**

TABLE OF CONTENTS

TABLE OF CONTENTS	2
SPECIFICATIONS	3
Basic Information	3
Dimensions	3
Speed, Capacities and Weight	3
Accommodations	3
Hull and Deck Information	3
Engine Information	4
DETAILED INFORMATION	5
DETAILED SPECIFICATIONS	5
Exclusions	15
Disclaimer	15
PHOTOS	16
CONTACTS	20
Contact details	20
Telephones	20
Office hours	20
Address	20

SPECIFICATIONS

Basic Information

Category: Motor Yacht

Model Year: 2013

Year Built: 2013

Country: Italy

Dimensions

LOA: 78' 11" (24.05m)

LWL: 65' 6" (19.95m)

Beam: 21' 5" (6.51m)

Min Draft: 6' 6" (1.96m)

Max Draft: 6' 6" (1.96m)

MFG Length: 78' 11" (24.05m)

Speed, Capacities and Weight

Cruise Speed: 25 Kts. (29 MPH)

Max Speed: 39 Kts. (45 MPH)

Water Capacity: 348.70710864
Gallons

Fuel Capacity: 1954.8731848 Gallons

Accommodations

Total Cabins: 4

Hull and Deck Information

Hull Material: GRP

Engine Information

Engines: 2

Manufacturer: MTU

Model: 12V 2000 M93

DETAILED INFORMATION

DETAILED SPECIFICATIONS

TYPE	Motor Yacht
BUILDER	Apreamare
INTERIOR DESIGN	Apreamare
YEAR	2013
CLASSIFICATION	B+F+Aa (sound emission) R.I.N.A
CONSTRUCTION	GPR hull
CREW	4
FLAG	TBC
ENGINES	2 x 1,823 HP MTU 12V 2000 M93
DISPLACEMENT UNLADEN	66 tons
DISPLACEMENT LADEN	78 tons
NAVIGATION CATEGORY	CE 94/25 A
LOA	24.05m / 79'3"
LWL	19.95m / 65'5"
BEAM	6.51m / 21'4"
DRAFT	1.96m / 6'5"
MAXIMUM SPEED	39 knots @ full loaded
CRUISING SPEED	26 knots
RANGE	320nm @ cruising speed
ACCOMMODATION	8 x Guests in 4 cabins
CREW	4
FUEL	7,400 litres /1,955 US gallons
FRESH WATER TANK	1,320 litres /349 US gallons
GREY WATER TANK	300 litres/ 79.25 US gallons in 1 x holding tank
BLACK WATER TANK	300 litres/ 79.25 US gallons in 1 x holding tank
HULLTYPE	Wrapped hull with 16° of average deadrise and spry rails
OVERALL HEIGHT	7.70m / 25'8" From keel to flybridge dashboard
MINIMUM HEIGHT	6.19m / 20'4" Transport from keel
PULPIT	0.16m / 0'6"
ACCOMMODATION	
MASTER CABIN	
	· 1 x 26" LCD TV

- 2 x Bedside tables with 2 x drawers
- 1 x Interphone
- 2 x Reading lights
- Bookshelf
- Curtains
- Double bed with mattress, pillows and bedspread
- Dressing-table with chair
- Fixed window with 2 x openable portholes in stainless steel with roll-up blind
- Fully fitted carpet
- Indirect lighting
- Mirror
- Sofa
- Sony car stereo CD with 2 x loudspeakers
- Under-bed drawers
- Walk-in wardrobe with safe deposit box and mirror
- Wardrobe
-

MASTER BATHROOM

- Curtains
- Electric ceramic WC with fresh water and bidet
- Floor in teak, mat painted
- Marble washbasin
- Mirrors
- Overhead lockers and shelves
- Sliding door WC and bidet room
- Stainless steel openable porthole
- WC control panel with gauge (3/4 and full)

MASTER BATHROOM AREA

- Bath with handheld shower for two with sliding doors in tempered glass
- Courtesy shelves
- Openable porthole in stainless steel

GUEST CABIN AT BOW

- 2 x Reading lights
- 2 x Stainless steel openable portholes with covers
- 1 x TV and 230V outlet
- 2 x Under-bed drawers
- Cabinets

- Curtains
- Double bed with mattress, pillows and bedspread
- Drawers
- Escape hatch with cover
- Fully fitted carpet
- Indirect lighting
- Wardrobes

GUEST CABIN AT STARBOARD SIDE

- 2 x Single beds with mattresses, pillows and bedspreads
- 2 x Stainless steel openable portholes with covers
- 1 x TV and 230V outlet
- Bedside table with drawer
- Curtains
- Drawers
- Wardrobe
- Fully fitted carpet
- Indirect lighting

VIP CABIN AT PORT SIDE

- 2 x Bedside tables
- 2 x Reading lights
- 2 x Stainless steel openable portholes with covers
- 1 x TV and 230V outlet
- Bookshelf
- Cabinets
- Curtains
- Double bed convertible into two single beds with mattress, pillows and bedspreads
- Drawers
- Dressing-table with chair
- Fully fitted carpet
- Indirect lighting
- Sony car stereo CD with 2 x loudspeakers
- Wardrobe

GUEST BATHROOM

- Combined WC/bidet with fresh water (only in guest cabin, starboard side)
- Curtains
- Electric ceramic WC with fresh water and bidet (VIP cabin and guest cabin at bow)
- Floor in teak, mat painted

- Mirrors
- Overhead lockers and shelves
- Separated shower with door in tempered glass
- Stainless steel openable porthole
- Washbasin with marble counter top
- WC control panel with gauge (3/4 and full)

DINING ROOM

- Cabinets with shelves
- 8 x Chairs
- Indirect lighting
- Parquet floor
- Wooden table
-

DAY HEAD

- Curtains
- Electric ceramic WC with fresh water
- Floor in teak, mat painted
- Mirror
- Washbasin with marble counter top
- WC control panel with gauge (3/4 and full)
-

MAIN SALOON

- 1 x 40" LCD hideaway TV with lift
- Aft sliding door and window, both with stainless steel frames
- Curtains with plissé finish
- HI-FI system Bose lifestyle 18 with DVD/Dolby digital/MP3 player and loudspeakers B & O
- Indirect lighting
- Linear sofas
- Parquet floor
- Smoking table in wood with leather inserts
- Various cabinets

GALLEY/PANTRY

- 1 x Ceramic cooking top with 4 rings
- Complete set of ceramic crockery & plates, glasses & stainless steel cutlery - 12 x people
- 1 x Cooker hood 230V

- Cupboards
- 1 x Dishwasher for 12
- 1 x Electric oven (90cm)
- Electric panel
- 1 x Fridge 334lt with freezer 170lt 230V (24V through inverter) and icemaker
- 1 x Interphone
- Marble counter top with 2 x stainless steel sinks
- Overhead lockers
- Parquet floor
- Salt water outlet
- Sliding side exit door with manual movement

TWO CREW CABINS

- 1 x 19" LCD TV on wall bracket (only in one of the cabins)
- 2 x Bunk beds with mattress, pillow and bedspread
- Curtains
- Lockers and storages
- Sony car stereo CD with 2 x loudspeakers
- Stainless steel openable porthole with cover

CREW BATHROOM

- Curtains
- Electric marine WC (with fresh water)
- Shower
- Shower box (separated room)
- Stainless steel openable porthole
- Storage
- Washbasin
- WC control panel

LOBBY IN CREW AREA

- Door to the systems compartment
- 1 x Interphone
- 1 x Washing machine
- Various lockers

LOBBY

- Cabinets with shelves
- Parquet floor
- Stairs to the fly

FLYING BRIDGE

- Automatic dual station pilot Raymarine ST6002
- Cigarette lighter outlet 12V
- Cocktail cabinet equipped with sink, barbeque and lockers
- Copilot sofa (3 seats)
- Cover for helmsman seat
- Electrohydraulic davit for lifting and launching of inflatable tender from fly and lazarette (capacity load 600kg)
- Electrohydraulic powered steering
- Electric controls for engine clutch and throttle
- Electric digital chain counter
- Flag pole
- GPS Raymarine repeater
- Hard top with central opening-electrical sliding system
- Housed life buoy with floating lifeline and luminous buoy
- 16 x Life jackets
- Liferafts for 16 x people (8+8)
- Lights on the fly
- Magnetical compass
- Navigation lights
- Pilot seat
- Plexiglas and stainless front deflector with side panels
- Railing
- Refrigerator 49lt
- Rudder angle indicator
- Saloon and cockpit stairs skylight
- Signal mast
- Sony car stereo CD with watertight panel and 2 x loudspeakers
- ST60 depth
- Sun lounge pad with sunbathing cushions
- TV antenna
- U-shaped sofa with table
- VHF ray 240 E repeater
- Warning horn with compressor

HULL AND DECK ADDITIONAL EQUIPMENT

- Access to the swimming platform with fiberglass stairs with teak covered footboard and stainless steel handrails
- Aft garage

- Aft sliding door in stainless steel
- Aft sofa
- Aft sofa on the side
- 2 x Boat hooks housed
- 2 x Bow hawses
- Bow pulpit with side rails
- Bow storage under the sun pad
- Cleats on bulwark (2 x on each side)
- Cockpit lights
- External acoustic alarm for bilge water level fore and aft
- Fairleader for head-on mooring
- Garage with electrohydraulic hatch w/teak on the internal side
- 2 x Hideaway cleats on swimming platform
- Ladder to the flying bridge in fibreglass w/ the steps in teak and stainless steel handrail
- 2 x Plexiglas gates with stainless steel frame
- Remote shut off of engines and generators fuel hoses
- Salt water outlet at transom, in the forepeak and in the galley
- 2 x Side exit doors to the walk-around with manual movement
- Sink with hot/cold water
- Storage in the left pilaster
- Sun lounge pad at bow with sunbathing cushions
- 1 x Table in cockpit with 4 x chairs
- Teak deck and cockpit floor
- Third helm station in cockpit
- 3 x Upper deck windows with electric control opening
- 2 x Warp fairleader at stern with drum
- 2 x Watertight stereo-loudspeakers in the cockpit

FOREPEAK

- 2 x Chain lockers
- Inspection covers
- Salt water outlet with hose for chain washing
- Shelves
- Winch push-button controls

LAZARETTE

- Electrohydraulic door with teak inside

ENGINE ROOM

- Air intakes
- Automatic/manual centralized fire-extinguishers
- 1 x Bilge pump
- Change over valve to allow engines to pump water from the bilge
- Double engine filters
- 2 Electric blowers
- Fresh-water outlet for filling and washing
- Fuel tank in fibreglass 7400lt with settler between master cabin and engine room
- Inspection lights
- Portable lamp
- 2 x Raw water engine filters
- Tool kit, if supplied by engine manufacturer
- Transparent gauge indicator in the fuel tank
- Watertight bulkhead abaft (systems room included)
- Watertight insulated bulkhead ahead

MECHANICAL EQUIPMENT

ENGINES	2 x 1,823 HP MTU 12V 2000 M93 Remote engine and generator shut down
EXHAUST	Silenced underwater exhausts
STEERING SYSTEM	Electrohydraulic powered
STABILISERS	2 x Anti-rolling gyro Mitsubishi MSM-4000
BOWTHRUSTER	20hp-285kg Electric
GENERATORS	20 kW x Main electric generator
EMERGENCY GENERATOR	20 kW Auxiliary electric
ELECTRICITY	Electric outlets 230V throughout Mechanical and electric battery parallel switch
SHORE POWER	230V shore line cable 25m Shore plug 63A 230V
INVERTER	24Vcc/230Vca 3000W
BATTERIES	1 x 100A 24V automatic battery charger 1 x 180Ah 12V auxiliary generator battery 10 x 180Ah 12V bank of batt 6 x 180Ah 12V engine starting batteries 1 x 180Ah 12V main generator battery 24V lighting throughouteries for service Battery disconnecting electronic & mechanical switch
AIR CONDITIONING	90.000BTU/hour
WATER MAKER	130litres/hour

FRESH WATER SYSTEM	24V autoclave pump with electronic control
WATER HEATER	100litres, 230V
SEA WATER SYSTEM	24V autoclave pump at bow, transom and galley
TOILET SYSTEM	Electric WC system with fresh water
SEWAGE SYSTEM	System with automatic electric and manual pump
PUMPS	Bilge pump system w/ 5 electro-automatic diving pumps Bilge pump system w/ electric self-priming pump with 6 cocks (bow-clear waters-waste waters -engines-lazarette- crew cabin) Grey water sump pump with automatic electric pump
OTHER	Access door to the engine room from crew area Access hatch from the cockpit Watertight bulkhead abaft Workshop bench fitted with vice Cathodic protection w/ zinc anodes on the shafts & flaps Grey water sump pump with automatic electric pump Stuffing box with dripless shaft seal Trim tabs (Flaps)

NAVIGATION & COMMUNICATION EQUIPMENT

- x Automatic pilot Raymarine ST 7002 with interface
- 1 x Barometer
- 1 x Clock
- 1 x Hygrothermometer
- 1 x Chart table + pouff
- 1 x Chart/plotter Raymarine G-Series 150
- 2 Cigarette lighter outlet 12V
- 1 x Detection (Giotto) with 15" touch-screen display
- 1 x Interphone
- 1 x Magnetical compass
- 1 x Open array Radar Antenna, 48 miles range
- 1 x Rudder angle indicator
- 1 x ST60 depth
- 1 x VHF Ray 240 E
- Control station with full instrumentation
- Electrohydraulic powered steering
- Electronic controls for engine clutch and throttle
- Electronic digital chain counter

- Furniture with drawers
- Helmsman seat with electrical movement
- Instant parallel battery
- Integrated system for managing and monitoring of the electric system and alarms
- L-shaped sofa with table
- Parquet floor
- Switchboard
- Windows
- Windshield wipers with 4 x washers and timer

ANCHOR WINDLASSES 2 x 3500W Electric w/ controls in foredeck, bridge & flybridge

AFT WARPING CAPSTANS 2 x 700 W Foot controlled capstans with switch

ANCHORS 2 x Danford, 2x60kg

ANCHOR CHAINS 2 x Chains (100m and 75m, 14mm)

LADDER Electrohydraulic folding ladder to water in the aft swim platform

SIDE BOARDING GANGWAY Electrohydraulic telescopic in stainless steel and teak w/ remote control

SWIMMING PLATFORM Platform with fiberglass stairs w/ teak covered footboard and stainless steel handrails

FENDERS 10 x F6 type fenders
2 x A4 type spherical fenders

MOORING LINES 2 x 20m and 2 x 25m

SAFETY & SECURITY

- Fire extinguishers
- Smoke detection alarm in the engine room/lazarette/crew quarter/galley

OPTIONALS

- Air conditioning (108, 000 BTU difference from standard)
- 19" LCD TV
- 3rd Folding bed optional in guest cabin (starboard side)
- Anti-rolling gyro Mitsubishi 2 x MSM-4000 (with MTU 1,660 HP engines)
- Boat name in stainless steel
- Chain washing
- Chaise longue
- Chiller
- Combination lock box

- Cooler 75lt
- Electric stern thruster
- Fresh water system
- Garbage compactor
- Hydraulic bow thruster
- Hydraulic stern thruster
- Hydromassage on the fly
- Ice maker
- Isolation transformer
- Parquet floor
- Portholes with mosquito nets (to check)
- Rubbish crusher
- Shower with hot/cold water mixer at bow
- Spare propellers
- Spare shaft
- Special night lighting (luminous beam along the deckhouse)
- Stand-up jet-ski: kawasaki 800 sx-r
- Sun pad and sofas covers
- Teck floor on fly bridge
- Television camera kit (2 x engine room / stern / bow) with display on helm station
- Tender (max length 4.00m)
- Tumble drier
- Underwater spotlight kit (4 @ stern + 2 master left / right glass)
- Water bike, two-seat model: Yamaha waverunner gp 1,300r
- Water maker 180 lt difference from standard




Exclusions

Owner's personal belongings.

Disclaimer

The Company offers the details of this vessel or yacht in good faith but cannot guarantee or warrant the accuracy of this information nor warrant the condition of the vessel. A buyer should instruct his representatives, agents, or his surveyors, to investigate such details as the buyer desires validated. This vessel or yacht is offered subject to prior sale, price change, or withdrawal without notice.

PHOTOS









CONTACTS

Andrey Shestakov, leading yacht broker of the sales department of Shestakov Yacht Sales Inc. Shestakov Yacht Sales Inc., the official representative of the Miami/Fort Lauderdale FL headquarters.

Contact details

Email: **andrey@shestakovyachtsales.com**

Web: shestakovyachtsales.com/en/

Telephones

USA: **+1(954)274-4435**

Office hours

Monday – Saturday: **9:00 - 21:00** EDT

Sunday: **closed**

Address



Harbour Towne Marina, 850 NE 3rd St, STE 213, Dania, FL 33004