

MRS HAPPY — JOHNSON



Builder: JOHNSON

Year Built: 2006

Model: Motor Yacht

Price: PRICE ON APPLICATION

Location: United States

LOA: 87' 1" (26.54m)

Beam: 23' 6" (7.16m)

Min Draft: 6' 6" (1.98m)

Max Draft: 6' 8" (2.03m)

Cruise Speed: 18 Kts. (21 MPH)

Max Speed: 22 Kts. (25 MPH)

Our experienced yacht broker, Andrey Shestakov, will help you choose and buy a yacht that best suits your needs **MRS HAPPY — JOHNSON** from **our catalogue**. Presently, at **Shestakov Yacht Sales Inc.**, we have a wide variety of yachts available on **our sale's list**. We also work in close contact with all the big **yacht manufacturers** from all over the world.

If you would like to buy a yacht **MRS HAPPY — JOHNSON** or would like help answering any questions concerning purchasing, selling or chartering a yacht, please call **+1(954)274-4435**

TABLE OF CONTENTS

TABLE OF CONTENTS	2
SPECIFICATIONS	7
Basic Information	7
Dimensions	7
Speed, Capacities and Weight	7
Accommodations	8
Hull and Deck Information	8
Engine Information	8
DETAILED INFORMATION	9
Walkthrough	9
Salon	9
Dining Salon	10
Galley	11
Starboard Side Main Deck Companionway/Day Head	11
Pilothouse	11
Master Stateroom	12
Master Head	13
Lower Deck Companionway	13
VIP Cabin	13
VIP Head	14
Starboard Side Guest Cabin	14
Starboard Guest Head	14
Port Guest Stateroom	15
Port Guest Head	15
Crew Quarters	15
Captain's Cabin	16
Foredeck	16
Aft Deck	17

Flybridge Deck Aft	17
Flybridge Area Forward Under Hardtop	17
Flybridge Helm	18
Engine Room	18
Lazarette	19
Tender Garage	19
Electrical System	20
2011 Refit	20
Remarks	21
Exclusions	21
Disclaimer	21
Exclusions	22
Disclaimer	22
PHOTOS	23
Salon Looking Forward	23
Salon to Port	23
Salon Bar	23
Salon to Port	23
Salon to Starboard	23
Salon Aft to Starboard	23
Salon Aft to Port	23
Dining Area	23
Dining Area	24
Galley Looking Forward	24
Galley Looking Aft	24
Day Head	24
Main Deck Companionway	24
Pilothouse Entrance	24
Pilothouse Settee	24

Pilothouse	24
Helm	25
Helm	25
Master Looking Forward	25
Master Looking Aft	25
Master Looking Aft	25
Master Head	25
Master Head	25
Master Shower	25
Lower Companionway	26
Lower Companionway	26
VIP Looking Forward	26
VIP Looking Aft	26
VIP Head	26
Starboard Guest Cabin Looking Aft	26
Starboard Guest Cabin Looking Inboard	26
Starboard Hanging Locker	26
Starboard Guest Head	27
Port Guest Cabin	27
Port Guest Cabin	27
Port Guest Head	27
Crew Access	27
Crew Mess	27
Captain's Cabin	27
Crew Bunks	27
Foredeck	28
Foredeck	28
Anchor Details	28
Walk Around Side Decks	28

Aft Deck to Port	28
Aft Deck to Starboard	28
Flybridge Access Stairs	28
Hydraulic Tender Platform	28
Tender Not Included	29
Tender Platform in Neutral Position	29
Flybridge Deck Aft	29
Flybridge Deck Looking Aft	29
Flybridge Deck Sun Lounges	29
Flybridge Deck Sun Lounges	29
Old Boat Deck Arrangement (Tender & Davit Now Removed)	29
Flybridge Deck Sun Lounges	29
Flybridge Area Under Hardtop	30
Flybridge Deck Arrangement	30
Dining Settee	30
Flybridge Bar	30
Behind Flybridge Bar	30
Flybridge Raised Helm	30
Flybridge Helm Equipment	30
Engine Room Looking Forward	30
Starboard Engine	31
Port Engine	31
Engine Room Looking Aft	31
Delta T Soft Starts	31
Watermakers & Chillers	31
Engine Room Electrical Panel	31
Starboard Side of Engine Room	31
Algae X Fuel Polishing System	31
Hull Reinforced to 3.5" in Area of ABT 370 AT REST STABILIZER System	32

Main DC Panel	32
Main AC Panel	32
Garage	32
Garage	32
Alternate Profile	32
Alternate Profile	32
Moonrise	32
Transom Shot	33
Bow Shot	33
Drone Profile	33
Drone Profile	33
Drone Profile	33
Drone Profile	33
You Could Be Here	33
... Or Here!	33
GA	34
CONTACTS	35
Contact details	35
Telephones	35
Office hours	35
Address	35

SPECIFICATIONS

Basic Information

Category: Motor Yacht

Sub Category: Pilothouse

Model Year: 2007

Year Built: 2006

Refit Year: 2011

Country: United States

Vessel Top: Hardtop

Dimensions

LOA: 87' 1" (26.54m)

LWL: 78' 1" (23.80m)

LOD: 87' 1" (26.54m)

Beam: 23' 6" (7.16m)

Min Draft: 6' 6" (1.98m)

Max Draft: 6' 8" (2.03m)

Speed, Capacities and Weight

Cruise Speed: 18 Kts. (21 MPH)

Cruise Speed RPM: 2050 Kts.

Max Speed: 22 Kts. (25 MPH)

Max Speed RPM: 2400 Kts.

Gross Tonnage: 80 Pounds

Water Capacity: 540 Gallons

Holding Tank: 200 Gallons

Fuel Capacity: 3300 Gallons

Accommodations

Total Cabins: 4

Total Berths: 5

Sleeps: 8

Total Heads: 5

Captain Cabin: True

Crew Cabin: 2

Crew Berths: 3

Crew Sleeps: 3

Crew Heads: 2

Hull and Deck Information

Hull Material: Fiberglass

Deck Material: Teak

Hull Configuration: Semi-Displacement

Hull Color: white

Hull Designer: Bill Dixon

Exterior Designer: Bill Dixon

Engine Information

Engines: 2

Manufacturer: MTU

Model: 12V2000 M93

Engine Type: Inboard

Fuel Type: Diesel

DETAILED INFORMATION

Walkthrough

MRS HAPPY is one of the nicest and most unique 87' Johnsons delivered.

Her AT REST STABILIZER System offers smooth sailing at rest and underway. This new addition has been greatly appreciated by her owner who is underway or anchored anytime he is aboard. Great emphasis has been placed on outdoor spaces, watersports and family entertainment.

Her 23'6" beam is appreciated from the moment you walk aboard with a huge Aft Deck, comfortable walk around side decks and a huge main deck Salon with walk behind bar.

The Dining Area forward of the Salon is informal and open to the Salon. The no nonsense Galley, forward to port, has its own side deck secondary access door and a surprising amount of storage.

Other features of the Main Deck include a Day Head, a raised Pilothouse and an on deck Master Cabin that looks like it belongs on a 120' yacht. She offers a full king size berth popup 42" TV, vanities, a breath taking view and a gorgeous lower level Head with a great tub/shower and split plan sinks and toilets as well as two walk in hanging lockers.

On the lower deck is a king size VIP and two queen berth Cabins each with an en suite Head.

The aft Crew Area has a small Galley, room for up to four people, Engine Room access, laundry facilities and a safe at sea side deck access door.

The garage can be fitted with a jet boat, a jet ski, or in this owner's case watersports equipment.

Perhaps the most notable feature on MRS HAPPY is the relocation of the tender to a newly installed hydraulic platform aft, which opens the old Flybridge Boat Deck area into an open sun deck with abundant deck space with free standing chaise loungers.

Forward under the Johnson signature hardtop is a walk behind bar with stools, a Dining Area, full Helm Area and plenty of seating.

A Johnson 87' is one of the only ways to get 100 foot + of boat at a reasonable price and manageable size. MRS HAPPY is the nicest 87' Johnson.

Salon

Entrance to Salon is from twin counter balanced stainless steel trimmed entry doors. The doors have an auto open function that can be activated or deactivated. Because of the yacht's extra wide beam, the Salon, even with its walk around side decks, is wider than similar sized yachts without walk around side decks. The Salon itself measures over 20' long by 18' wide. The sole is teak and holly. Immediately to starboard upon entering the Salon is a walk behind bar. The bar has a two level marble countertop with a stainless steel under mount sink. Below the bar is a U line icemaker/refrigerator combo and two storage cabinets. Above is a mirrored wine glass cabinet with glass front door. Below the glass cabinet is interior access to the yacht's ASEA 36 KVA electric converter.

Next forward is a three person Ultra Leather sofa with storage below. In front of the sofa are two matching upholstered ottomans with storage within. Next forward is a four door buffet with an inlaid burl wood design on the cabinet doors carried out throughout the yacht. Immediately to port upon entering the Salon is the yacht's entertainment system with a 42 inch Hitachi LED TV. Below the TV is a two door storage cabinet with an Onkyo AM/FM AV receiver/home theater, a Pioneer DVD player and a Direct TV receiver. An additional storage cabinet is aft.

Next forward is a four person Ultra Leather settee with storage and a hidden subwoofer below. In front of the sofa is a custom built coffee table with storage within. Next forward is a four door buffet presently used to store the yacht's china. Also in the Salon are full drapes across the aft door, four large port and starboard windows with electrically operated drapes, and rope lights behind the soffit. Each mullion between the windows is wrapped with burl wood and features a sconce light. The Salon has a five Chanel Bose sound system. Overhead is a large athwartships recessed ceiling detail with beveled mirrored panels, rope lights, and seven overhead mini spots.

Also in the Salon are (20) overhead halogen mini spots, SMX digital AC controls and a central vacuum outlet.

Dining Salon

The Dining Area is forward and is open to the Salon. This area features a pedestal wood dining table set upon two fluted columns. An Ultra Leather curved three person settee faces aft with storage below. Above the table, in a shape that mimics the table, is an inset tray ceiling with rope lights beveled edge mirrors and seven halogen mini spots. Forward of the settee are four glass door cabinets with glass shelves lit from above with LED lights. To both port and starboard under the side windows are four cabinets each side for additional crockery and dining area storage.

The sole of this area is also teak and holly.

Galley

U Shaped for maximum efficiency Wood & beveled edge glass sliding pocket entry door from Dining Salon Cabinets are lacquered off white in color to give the feeling of a larger space Countertops are granite Flooring is teak & holly Full size GE Profile stainless steel double door refrigerator freezer w/water & ice thru door Ceran top Bosch Inductive cook top w/(4) burners w/sea rail Whirlpool stainless steel dishwasher Broan trash compactor Bosch stainless steel built in oven LG Microwave behind disappearing doors Bosch stovetop hood w/light & fan Blanco stainless steel sink Grohe spray faucet (5) Lacquered drawers w/secure latches (16) Lacquered cabinets w/secure latches Smoke/fire alarm Hi lo lift for toaster/coffeemaker (5) Overhead halogen lights Pantograph portside deck door for ease of loading groceries SMX AC control Sea Recovery watermaker control Large fixed portside window w/drapes Lacquered overhead panels in lieu of vinyl for ease of cleaning

Starboard Side Main Deck Companionway/Day Head

Going forward from the starboard side of the Salon is the Accommodation Companionway. Immediately inboard is the Day Head with a marble sole and matching countertop. The vanity has one cabinet below and an under mount china sink above with a single lever faucet.

The toilet is a Sea Land Dometic model. The overhead is mirrored and the walls are lacquered with a wood/burl wood wainscoating.

Opposite is a Pantograph door to the starboard side deck.

Next forward is the entrance to the Pilothouse with four steps that hinge up to access the doghouse equipment area.

Next forward is the yacht's main electrical panel, both AC and DC behind hinged glass doors.

Further forward are steps to the accommodations below.

Outboard under the window is the 120 volt outlet battery/inverter system.

Also in this area are three overhead lights, a teak and holly sole, a large side deck window and central vacuum outlet.

Pilothouse

The Pilothouse in MRS HAPPY is fully functional, and the yacht's main helm. The helm is on centerline with an excellent 270 degree view out of seven curved signature Johnson

windows. To port is a raised black leather L shaped settee offering excellent visibility. Outboard of the settee is an upholstered day bed. Centerline aft are four steps with step lights and a sliding stainless and glass door to the Flybridge Helm Area. Aft cabinets conceal the yacht's fire alarm control panel, MTU computers and yacht manual storage. A hinged top storage cuddy offers additional storage. Two black leather electrically adjustable Bessezoni helm chairs offer a commanding view.

The helm consists of the following equipment: Two Navnet VX2 10.1 inch LCD screens for plotter/radar/sounder Two MTU electronic engine monitor panels MTU electronic single lever engine controls Simrad AP25 auto pilot Simrad joystick steering control Two Maxwell windless controls VDO rudder angle indicator Danforth Constellation 5 inch magnetic compass in chrome binnacle 12 inch monitor for CCTV cameras Icom M 602 VHF Jabsco search light controls ABT integrated bow and stern thruster control ABT LCD stabilizer control panel Raymarine Tridata for depth/speed & log Port & starboard exhaust high temperature alarm system (8) Fuel filter alarms, audio & visual 14 Station fire alarm monitoring panel audio & visual Trim tab controls Engine alarm panel Start/stop key switches Six place bilge pump monitor system with high water alarms Headhunter fuel tank sentry with LED lights for four individual tanks Headhunter LED water tank meter Twenty eight breaker protected pilot house DC circuits Digital volt & amp meters at breaker panel Seafire engine shutdown override system Service point for KVH sat dome Thrane & Thrane sat phone system Stainless steel helm wheel Also in this area are digital AC controls, (8) overhead halogen mini spots, (2) stereo speakers & (6) Step lights & a backlight handrail

Master Stateroom

The Master Cabin in MRS HAPPY could easily pass for a stateroom on a 120 foot yacht. Being on the main deck the view is excellent from the nine curved heavy tinted signature glass windows.

The berth is a full king size of the aft bulkhead. Besides six drawers below there is abundant storage under the berth via gas shock hinges. The headboard is of Ultra Leather panels which extends overhead to an air conditioning delivery soffit and ceiling detail almost the size of the berth. Either side of the berth are built in nightstands with one cabinet each and wood countertops above. Above each nightstand is a beveled glass mirror with a brass swing arm lamp.

To the starboard side, are four cabinets followed by a vanity with stool and drawer followed by two additional cabinets. A halogen desk lamp is above the vanity. On the portside the cabinets are identical with the addition of a two person Ultra Leather settee with storage below. At the foot of the berth is an oval shaped TV cabinet with a popup 42 inch LCD TV and two storage cabinets. Entertainment electronics consist of an Onkyo AM/FM Home Theater receiver, KVH main panel and a Direct TV receiver and a Pioneer CD/DVD player, all to port inside a cabinet.

The aforementioned front windows are enclosed via electrically operated blackout drapes. Also in this cabin are five stereo speakers for Surround Sound, fourteen overhead halogen mini spots, a hidden safe and dual access to the huge Master Head.

Master Head

The Master Head of MRS HAPPY can only be described as opulent. Four marble steps from either side of the TV cabinet lead down to a marble soled open head arrangement. Each step has rope lighting under the toe kick. Centerline is a unique tub/shower arrangement with two opening doors facing aft. Besides a Moen rain type showerhead affixed to the mirrored overhead, are five directional body sprays and a handheld Grohe shower fixture. To the portside are twin China under mount sinks below a marble countertop. There are three cabinets in the vanity below and four beveled edge mirrored medicine cabinets above. Under soffit lighting give a very dramatic effect. Aft from the vanity is a cedar lined walk in hanging locker with LED lighting and a beveled mirror on the exterior door. To the starboard side occupying the same amount of space is a Sealand Dometic head and a matching bidet. There are also four beveled edge mirrored medicine cabinet doors followed by a second cedar lined hanging locker similar to that on the portside. Also in this area is a mirrored overhead and nine halogen mini spots. A hatch in the floor leads to an abundant storage area below decks.

Lower Deck Companionway

Nine teak and holly steps each with a step light lead to the Accommodation Deck below. The handrails are backlit, a great night light. Also in this area is a central vac outlet. At the foot of the steps are four cabinets to serve as a stewardess locker. Going aft is a curved marble countertop with a mirror above flanked two wood columns. To starboard is the queen berth Stateroom, to port is another queen berth Stateroom. Forward is the king sized VIP Cabin.

VIP Cabin

The VIP Cabin has a king sized berth off the forward bulkhead with six drawers below the berth. Additional storage is available under the mattress via hinged gas shocks. The headboard is padded Ultra Leather. Above is a two level soffit including reading lights and air conditioning delivery. Raised night stands with two cabinets each flank the berth. Mirrored panels with scone lights are above the night stands. To starboard is a cabinet with a drawer and two cabinet doors followed by a two person Ultra Leather settee. Outboard and above are eight cabinet doors. Further above are two opening stainless steel portholes with blackout storm covers hidden behind four sliding Soji screens. Next aft is a large cedar lined hanging locker. On the aft bulkhead is a 20

inch Sharp LCD TV and a cabinet with a Pioneer am FM stereo and a Direct TV sat receiver. Below is a three shelf cabinet and a drawer. On the portside of the VIP there are two drawers and four cabinets below, eight cabinets above and two matching portholes with blackout storm covers behind sliding Soji screens. Aft is a hinged top vanity with a swing out stool and swing out work light above. Next aft is the entrance to the VIP head. Also in the VIP stateroom are ten overhead halogen mini spots, five overhead stereo speakers, SMX AC controls and a carpeted sole.

VIP Head

The VIP Head has a bow front vanity with two storage cabinets below and a marble countertop with and under mount China sink above. There are three mirrored panels, above the inboard one opening for a medicine cabinet. The toilet is a Sealand Dometic model. The sole is marble and the overhead is mirrored. The stall shower has a hinged tempered glass door, a seat, a wall mounted or handheld Grohe shower fixture, two storage cabinets, an opening stainless steel porthole with blackout cover, with a weather cover and drapes and a mirrored overhead, exhaust fan and light.

Starboard Side Guest Cabin

The Starboard Guest Cabin has an athwartship berth off the outboard bulkhead with three drawers below. Either side is a built in nightstand with one cabinet door forward and two aft. Above the berth are four storage cabinets and two opening stainless steel portholes with blackout weather covers behind sliding Soji screens. The inboard bulkhead has two cedar lined hanging lockers flanking a vanity with a drawer and a stool. Also in this areas is a sharp 15 inch LED TV a Pioneer AM FM stereo, a Pioneer CD DVD player and a Direct TV sat receiver. Forward is the access to the en suite Head. Overhead are eight halogen mini spots, two stereo speakers and a carpeted sole.

Starboard Guest Head

The Starboard Guest Head is accessed only from the Starboard Guest Stateroom. The bow front vanity has two cabinet doors below a marble countertop and an under mount china sink. There is a beveled edged mirror over the sink. The toilet is a Sealand Dometic model. Above the toilet are two storage cabinets with three halogen mini spots, a mirrored overhead and an opening stainless steel porthole with blackout storm cover and drapes. The stall shower has a hinged tempered glass door, a handheld or wall mounted Grohe shower fixture, a seat and two mirrored storage cabinets outboard. Also in the shower is a mirrored overhead, two lights and an exhaust fan.

Port Guest Stateroom

The Port Guest Stateroom has a double berth aft and outboard with padded Ultra Leather headboard with two swing out lamps above. There are two storage drawers below the berth. Inboard is a two drawer nightstand with a mirrored panel above. Outboard of the berth are six cabinet doors and two opening stainless steel blackout portholes with weather covers behind Soji screens. At the foot of the berth is a Sharp 15 inch LCD TV, a pioneer AM/FM receiver and a Sony DVD player. Forward is a cedar lined auto lit hanging locker. Furthest forward is the entrance to the Cabin's en suite Head.

Port Guest Head

The Port Guest Head is accessed only from the Port Guest Stateroom. The bow front vanity has two cabinet doors below a marble countertop and an under mount china sink. There is a beveled edged mirror over the sink. The toilet is a Sealand Dometic model. Above the toilet are two storage cabinets with three halogen mini spots, a mirrored overhead and an opening stainless steel porthole with blackout storm cover and drapes. The stall shower has a hinged tempered glass door, a handheld or wall mounted Grohe shower fixture, a seat and two mirrored storage cabinets outboard. Also in the shower is a mirrored overhead, two lights and an exhaust fan.

Crew Quarters

Access to the Crew Cabin is via a portside deck Pantograph door and down nine teak and holly steps, each with a step light. At the base of the stairs one can go aft to the Captain's Cabin or forward to the Crew Mess with Crew Area. Furthest to starboard is a second Crew Cabin.

Features of Common Crew Area include:

Bosch Maxx 800 clothes washer Bosch Classixx clothes dryer Bosch four burner ceramic stove top U Line refrigerator/ice maker combo behind wood door Granite countertop with under mount stainless steel sink Grohe spray faucet fixture (7) Cabinet doors Dinette to seat three that can convert to sleep one Sony AM FM CD stereo (6) Station high water alarms (15) Station fire monitor panels (15) Breaker protected circuits for crew electric panel (5) Storage cabinets Headhunter Tank Sentry LED digital gauge for waste tank Opening stainless steel pothole with weather cover behind drapes Teak & holly sole Central vac outlet (6) Overhead halogen mini spots SMX Cruisair control

Aft to starboard is the Crew Cabin

Crew Cabin with twin over under bunks (6) Storage cabinets Opening stainless steel

porthole with blackout weather cover & drapes Enclosed head with a corner vanity & one cabinet below with granite countertop and china under mount sink. Sealand Dometic toilet Handheld or wall mounted shower fixture Shower separated from vanity with curtain Also in Head is mirrored overhead, a light & an exhaust fan

Captain's Cabin

Private Captain's Cabin is to port and has a tapered double berth and six storage drawers below. Inboard is a cedar lined auto lit hanging locker. Outboard are seven storage cabinets and a stainless steel opening porthole with blackout weather cover and drapes. Also in the cabin are twin reading lights. SMX AC controls Icom M 502 VHF Furuno RD-30 remote data display At the foot of the berth is a Sharp 15 inch LCD TV

A Cabinet within the Captain's Cabin offers access to a huge storage area under the garage as well as an emergency escape.

En suite to the Captain's Cabin is an enclosed head with a corner vanity and one cabinet below with granite countertop and china under mount sink. Sealand Dometic toilet Handheld or wall mounted shower fixture Separated from vanity with curtains shower Also in Head is mirrored overhead, a light and an exhaust fan.

Foredeck

Fiberglass nonskid decks (2) Maxwell 4000 vertical anchor windlasses (2) 286 lb. Stainless steel anchors (2) Stainless steel anchor chutes (2) ½" 450' high tensile galvanized anchor chains Heavy Duty 2" x 4" oval stainless steel handrail, bow to stern (2) Deck access anchor locker access hatches 110 Volt power outlet in anchor locker Salt & freshwater anchor chain wash spigots Stainless steel bow plate at stern Removable stainless steel bow pennant staff (2) Pairs of Heavy Duty Stainless steel deck cleats & (2) pairs fare leads w/rollers Signature curved black tempered safety glass windows Solid stainless steel rub rail at hull/deck joint Rub rail w/stainless steel cap on lower aft hull sides (4) Forward Deck drains Forward Deck courtesy lights 3 Step stainless steel ladder to Coach Roof sundeck Removable cushions on Coach Roof sundeck Stainless steel handrails at sundeck cushions Raised bulwarks with wide side deck walk arounds Triple trumpet air horn Jabsco remote searchlight (14) Side deck courtesy lights (foot level) (6) Pantograph windshield wipers Teak over fiberglass side decks from midship aft Port & starboard side deck Pantograph entry doors Port & starboard fuel fills behind hinged doors International Navigation lights (6) Port & (6) starboard overhead recessed side deck lights LED (2) Port & (2) starboard mid ship spring line cleats Port & starboard mid ship hinged boarding gates Delta T Engine Room air intakes at port & starboard side decks Port & starboard midship hinged gates Emergency air box shutoffs Portside Engine Room/Crew access Pantograph door

Aft Deck

Teak over fiberglass decks Fully protected Aft Deck overhang Stainless steel support poles for extended overhang Built in Aft Deck seating for 6 with removable cushions, cover & storage below Custom refrigerator cabinet w/storage & hideaway door Isotherm stainless steel refrigerator Custom shoe box to starboard side White fiberglass table at aft settee w/twin stainless steel bases & cover (2) Hinged stainless steel gates to swim platform (3) Dedicated lights over table (7) Additional LED overhead lights (2) Remote CCTV cameras (4) Stereo speakers overhead Stainless steel sliding entry door to Salon, Pneumatic w/electric eye (9) Molded steps w/teak tread & step lights to Flybridge portside (4) Port & (3) starboard steps to swim platform, each w/step light Side & aft fare leads for stern mooring 4' Teak laid fixed swim platform Large center opening garage door for jet ski or watersports equipment Port & starboard access doors to Lazarette Passarelle controls starboard side cabinet aft Handrails port & starboard at aft steps to swim platform (2) Aft Deck Maxwell docking capstans w/foot switches Hot & cold swim platform shower, starboard side cabinet Besenzoni 4 meter stainless steel passarelle to starboard, rebuilt w/new cables 2011 Custom 54" x 23' fiberglass retractable swim platform w/overbuilt rams to accommodate 2200 lb. tender The lift slides in & out as well as up & down allowing tender to be stored "forward and in" for rough ocean passages (8) Removable stainless steel hoop rails at end of fixed swim platform Tender tie downs on movable swim platform Under deck Armstrong stainless steel swim ladder on movable swim platform Starboard side fresh & sea water wash down to starboard Par shore water inlet Starboard side 50 amp cable master at platform Portside 100 amp cable master at platform Plug in wired remote outlet for engine controls

Flybridge Deck Aft

Hinged stainless & Plexi cover over aft deck stairs Stainless steel safety rail at aft deck stairs & forward from stairs Nonskid fiberglass decking (2) 12 Man canister life rafts with custom stainless steel mounts at outboard rails (11) Large diameter stainless steel hoop rails around perimeter Removable custom stainless flag staff (4) Deck drains at corners Bosun locker facing aft to port Aft facing locker with secondary Bosch washing machine & separate Bosch clothes dryer One double & (2) single chaise lounges, free standing with table Plugin for wired remote engine controls Low level blue LED deck lights

Flybridge Area Forward Under Hardtop

Walk behind bar with new granite top Bar equipment includes U Line refrigerator icemaker combo (4) Storage cabinets Miele electric cook top under hinged top Stainless steel bar sink Ice bucket (3) Storage cabinets outboard (2) Stainless steel bar stools with footrests & upholstered seats High/low dining settee with fiberglass table to seat 8

Removable cushions & cover for settee Three Rattan chairs Two to three person forward facing companion seat to starboard Fiberglass hard top with (11) overhead lights on dimmer (4) Stereo speakers overhead in hardtop 7 panel SeaCrylic enclosure between hardtop & windscreen Aft side storage canvas (3 piece) (3) Zippered vents in forward enclosure Wraparound acrylic windscreen with stainless steel frame (4) Heavy Duty stainless steel support poles for hardtop (4) Stainless steel drink holders Low level white LED deck lights

Flybridge Helm

Raised helm area to port (2) Airtex helm chairs adjustable height, upholstered seats & covers (2) 10.1 inch Furuno Navnet VX2 displays for radar, plotter & depth Simrad AP25 autopilot Icom M602 VHF Stainless steel helm wheel MTU single lever electronic controls ABT integrated bow & stern thruster controls Raymarine Tridata depth speed & trip indicator Interphase forward looking sonar module to read out on Furuno display Full VDO analog engine gauges Simrad jog steering joystick (2) Maxwell windless controls (6) Bilge pump indicator lights (6) High water audio visual alarms ABT track stabilizer controls Jabsco searchlight controls Engine start/stop buttons Full engine alarm indicators Helm cover Five inch Danforth Constellation magnetic compass in chrome binnacle Sony AM/FM/CD stereo

Engine Room

Spacious Engine Room w/removable diamond pattern deck plates Van Capellen designed noise reduction package Water tight aft bulkhead up to the entrance door (2) Full length stainless steel grab rails above engines AC fluorescent Engine Room lighting DC incandescent Engine Room lighting Delta T blowers w/adjustable speed drives Sea Fire FM 200 auto/fire extinguishing system w/dampers on Engine Room vents Engine alarm system for low oil pressure & high coolant temp Headhunter Mach 5 AC freshwater pump Groco DC backup freshwater pump Freshwater spigot & hose in Engine Room Chilled water AC system w/the following chillers & hair handlers (17 total):
 (2) 60,000 BTU chillers (2) 24,000 BTU air handlers (4) 18,000 BTU air handlers
 (4) 12,000 BTU air handlers (3) 9000 BTU air handlers (4) 6000 BTU air handlers
 1200 Gallon per day Sea Recovery Aqua Wisher 50 GPH watermaker, commercial water/oil separator Reverso oil change pump for engines, generators, clutches Heavy Duty Engine Room door w/secondary wood door at Crew Mess Henderson manual bilge pump system (2) Tuthill fuel transfer pumps ½ HP w/meters Stainless framed work benches over each engine Single exhaust on 12 cyl MTU allows for single stainless clad exhaust system Tank mixer and nozzles plus some fiberglass tubing updated w/DeAngelo supplied parts during 2013 on main engine exhausts (\$12,000) Polished stainless steel engine piping Nutone central vacuum system (2) Torrid 30 gallon stainless steel water heaters 150 Gallon holding tank w/macerator pump forward 50 Gallon holding tank w/macerator pump aft (crew) (2) Headhunter

holding tank level indicators (3) Rule shower sump pumps (6) Rule auto/manual bilge pumps Single phase 2 HP fire pump High water bilge alarm system ((6) sensors) PAR dockside freshwater hookup Color coded piping system for easy identification Bilge exhaust ventilation system Bronze intake ball valves Manifold for overboard discharges to minimize number of thru hull fittings ZF 2060A transmissions w/2.467 to 1 reduction transmission (2) Racor 75/1000 dual Racors w/alarms for main engines (2) Separ SWK 2000 - 180 MS backup fuel filters for engine (2) Racor 75/500 dual Racors w/alarms for each generator 3.5" Aqua Tech stainless steel prop shafts High Performance 5 blade props Tides Strong Seals on prop shafts w/spares (rebuilt 2014) Tides Strong Seals on rudder shafts MTU electronic controls "Blue Line" Hynautic hydraulic power steering system w/PTO on both engines Stainless steel emergency tiller Stainless steel rudders American Bow Thruster 12" 38 HP bow thruster w/dual prop American Bow Thruster 12" 38 HP stern thruster w/dual prop Stabilizer System: ABT/TRAC #370 zero speed stabilizer system, new in 2011 w/12 sq. ft. fins replaced original #250 system w/6 ft. fins New system required \$90,000 of parts from ABT. TRAC \$7000.00 of design work from Murray & Assoc. \$38,000.00 install from Kustom Contracting \$15,000.00 fiberglass modifications from Fiberglass Shop \$15,000.00 of yard fees, LMC \$165,000.00 total for zero speed stabilizer (2) Craftsman tool boxes Algae X fuel polisher Sonarct FPS - FXR system Vice at workbench Stainless steel fuel manifold Delta T touch screen panel in Engine Room Trouble light on cord reel Air compressor & compressed air spray hose Hot water circulation pump (2) Exhaust gas separators on generator exhausts Overhead rod racks Exhaust temperature alarm sensors

Lazarette

Panther "Whisper Quiet" compressor for shipboard compressed air supply & auto Salon door 100 Amp shore cord bin to port Sea Fire Engine Room fire system bottle Steering/rudder gear Hydraulic pump for TNT lift Emergency steering tiller handle 50 Amp shore cord bin to starboard Bessenzoni hydraulic pump for passarelle Four port Dewalt compressed air supply manifold Buell air horn compressor & storage tank (2) 4 Step stainless steel ladders from fixed swim platform to Lazarette, both behind hinged lockage doors

Tender Garage

Airtex stainless steel twin piston hydraulic garage door mechanism 24 Volt tender retrieval winch w/remote control (3) Overhead DC lights Dive tank storage racks Hanging rod for ski vest & BC's Rollers for tender or jet ski (removed, stored on boat) Stainless steel door into starboard side Lazarette from Garage

Electrical System

12/24 Volt DC electrical system 120/240 Volt AC 50 Hz/60 Hz electrical system
 Glendinning 100 amp 24V shore power cord retractual system w/100' cord Kohler 27 KW 120/240V single phase generator in sound box w/7555 hours Kohler 27 KW 120/240V single phase generator in sound box w/7542 hours Mastervolt battery charger 24V 75 amp for house batteries Mastervolt battery charger 24V 25 amp for engine start batteries (3) Guest battery switches Pro Mariner Protech 12V 30 amp for generator start batteries Blue Sea switch for TNT lift power (4) 8D 225 amp/hr gel cell batteries for 24 volt house service (4) 8D 225 amp/hr gel cell batteries for engine starting (2) 8D 225 amp/hr gel cell batteries for generator starting All batteries in battery boxes A Sea model 36 KVA frequency converter Full bonding system incl. shaft brushes Mastervolt 24/2500 inverter for refrigerator & icemaker Mastervolt 24/2500 inverter for stereos & TV's Dedicated 100 amp 24 volt power supply for TNT lift 240 Volt generator supplied (either generator) power to Zero Speed stabilizers 20 HP single phase electric motor for Zero speed stabilizer w/soft start system Portable power supply 220V to 110V w/20' cord for exterior buffing (2) Starts for AC compressor (new 2013) (4) GE Fuji soft start Delta T fans Engine Room electrical panel w/(15) breaker protected circuits

110 Volt outlets are powered by (8) 6 volt golf cart batteries connected to a dedicated Mastervolt MASS 4 KW 120 volt/24 volt "outlet" inverter which provides clean power at 4000 watts to the (30) new 110V outlets added throughout the vessel

The (8) 6 volt batteries are charged by a Chargemaster 24 volt 100 amp charger. This entire system is located on the main deck adjacent to the main electrical panel. It has operated flawlessly since its installation in January, 2011 (install cost \$22,000). (Golf cart batteries, new 2015)

Main Electrical Panel 24V Panel (40) Breaker protected circuits Cole Hersey 4 position battery switch (3) Sump pump controls w/indicator lights Headhunter waste tank level indicator (LED lights) 24 Volt digital volt & amp meters 12 Volt digital volt & amp meters

220 Volt Panel (48) Breaker protected circuits (4) Digital volt/amp meters for each service bus (2) Inverter controls w/(6) dedicated inverter breakers (2) Kohler generator LCD start/stop panels (2) 4 Position source selector switches (3) Source volt/amp meters shore, gen (18), gen (2) **120 Volt panel** (10) Breaker protected circuits

All of the above is in main Companionway inboard behind hinged glass doors

2011 Refit

MRS HAPPY underwent a comprehensive refit late 2010, early 2011. The scope of work included:

New ABT/TRAC At Rest Stabilizer system	\$165,000.00	Electrical system upgrades	
	\$ 46,000.00	Interior soft goods	\$
35,000.00 General Marine contractor			\$ 45,000.00
improvements (FB)	\$ 37,000.00	Retractable TNT	
lift	\$ 85,000.00	FB	
enclosure		\$ 15,000.00	Navigation electronics
upgrade + Sat phone	\$ 18,000.00	Miscellaneous & yard fees	\$
55,000.00 Total:		\$501,000.00	

Remarks

Simply put “You can’t buy any more boat in this size range.” In fact the volume of an 87’ Johnson is equal to 110’ models of her sisterships.

MRS HAPPY’s owners bought a 65’ Johnson as their first boat after months of searching. The Johnson 65’ was selected because of her wide beam four stateroom arrangement and fast cruising speeds. Two years later when it was time to graduate to a larger yacht only Johnson 87’s were looked at. This Owner and his family were convinced Johnson offered the most value, largest beam and most innovative layouts in her class (and above!). After an exhaustive search the new MRS HAPPY was found and purchased.

It’s that time again, time for a larger yacht and the owners are custom building, you guessed it, a 108’ Johnson to their exact specifications.

New boat is completed, this 87’ must be sold!

***Not for sale to US residents while in US waters. MRS HAPPY name reserved.**

Exclusions

While every effort was made to list all pertinent included equipment aboard MRS HAPPY, there are some personal belongings aboard. Prospective purchasers should assume any item not specifically mentioned herein will not convey at closing.

Disclaimer

The Company offers the details of this vessel in good faith but cannot guarantee or warrant the accuracy of this information nor warrant the condition of the vessel. A buyer should instruct his agents, or his surveyors, to investigate such details as the

buyer desires validated. This vessel is offered subject to prior sale, price change, or withdrawal without notice.

Exclusions


Owner's personal belongings.

Disclaimer

The Company offers the details of this vessel or yacht in good faith but cannot guarantee or warrant the accuracy of this information nor warrant the condition of the vessel. A buyer should instruct his representatives, agents, or his surveyors, to investigate such details as the buyer desires validated. This vessel or yacht is offered subject to prior sale, price change, or withdrawal without notice.

PHOTOS


Salon Looking Forward




Salon to Port




Salon Bar



Salon to Port




Salon to Starboard



Salon Aft to Starboard



Salon Aft to Port



Dining Area



Dining Area



Galley Looking Forward



Galley Looking Aft



Day Head




Main Deck Companionway




Pilothouse Entrance



Pilothouse Settee



Pilothouse



Helm



Helm




Master Looking Forward




Master Looking Aft




Master Looking Aft



Master Head



Master Head



Master Shower




Lower Companionway




Lower Companionway




VIP Looking Forward




VIP Looking Aft




VIP Head



Starboard Guest Cabin Looking Aft



Starboard Guest Cabin Looking Inboard



Starboard Hanging Locker



Starboard Guest Head




Port Guest Cabin




Port Guest Cabin




Port Guest Head




Crew Access




Crew Mess




Captain's Cabin



Crew Bunks




Foredeck



Foredeck




Anchor Details



Walk Around Side Decks




Aft Deck to Port




Aft Deck to Starboard



Flybridge Access Stairs



Hydraulic Tender Platform




Tender Not Included




Tender Platform in Neutral Position




Flybridge Deck Aft




Flybridge Deck Looking Aft




Flybridge Deck Sun Lounges



Flybridge Deck Sun Lounges



Flybridge Deck Sun Lounges



Old Boat Deck Arrangement (Tender & Davit Now Removed)




Flybridge Area Under Hardtop




Flybridge Deck Arrangement




Dining Settee




Flybridge Bar




Behind Flybridge Bar




Flybridge Raised Helm



Flybridge Helm Equipment




Engine Room Looking Forward



Starboard Engine




Port Engine




Engine Room Looking Aft




Delta T Soft Starts



Watermakers & Chillers



Engine Room Electrical Panel




Starboard Side of Engine Room




Algae X Fuel Polishing System




**Hull Reinforced to 3.5" in Area of ABT
370 AT REST STABILIZER System**




Main DC Panel




Main AC Panel




Garage




Garage




Alternate Profile



Alternate Profile




Moonrise



Transom Shot




Bow Shot




Drone Profile




Drone Profile




Drone Profile



Drone Profile




You Could Be Here



... Or Here!



GA



CONTACTS

Andrey Shestakov, leading yacht broker of the sales department of Shestakov Yacht Sales Inc. Shestakov Yacht Sales Inc., the official representative of the Miami/Fort Lauderdale FL headquarters.

Contact details

Email: **andrey@shestakovyachtsales.com**

Web: shestakovyachtsales.com/en/

Telephones

USA: **+1(954)274-4435**

Office hours

Monday – Saturday: **9:00 - 21:00** EDT

Sunday: **closed**

Address



Harbour Towne Marina, 850 NE 3rd St, STE 213, Dania, FL 33004