

ANA C — HARGRAVE



Builder: HARGRAVE

Year Built: 2009

Model: Motor Yacht

Price: PRICE ON APPLICATION

Location: United States

LOA: 76' 0" (23.16m)

Beam: 20' 6" (6.25m)

Max Draft: 4' 10" (1.47m)

Cruise Speed: 18 Kts. (21 MPH)

Max Speed: 24 Kts. (28 MPH)

Our experienced yacht broker, Andrey Shestakov, will help you choose and buy a yacht that best suits your needs **ANA C — HARGRAVE** from **our catalogue**. Presently, at **Shestakov Yacht Sales Inc.**, we have a wide variety of yachts available on **our sale's list**. We also work in close contact with all the big **yacht manufacturers** from all over the world.

If you would like to buy a yacht **ANA C — HARGRAVE** or would like help answering any questions concerning purchasing, selling or chartering a yacht, please call **+1(954)274-4435**

TABLE OF CONTENTS

TABLE OF CONTENTS	2
SPECIFICATIONS	3
Overview	3
Basic Information	11
Dimensions	11
Speed, Capacities and Weight	12
Accommodations	12
Hull and Deck Information	12
Engine Information	12
PHOTOS	13
CONTACTS	19
Contact details	19
Telephones	19
Office hours	19
Address	19

SPECIFICATIONS

Overview

EASY TO SEE IN FORT LAUDERDALE!

1000 HOUR SERVICE ON **MAN** ENGINES RECENTLY COMPLETED

ONE OWNER BOAT

EXCELLENT CONDITION

NAIAD STABILIZING SYSTEM

NAIAD BOW & STERN THRUSTERS

FOUR STATEROOM LAYOUT ALL WITH EN SUITE HEADS

MAN D2842 1550 HP ENGINES

TWIN PHASOR 27KW GENERATORS

AQUA MATIC WATER MAKER

Hargrave Custom Yachts' new 76-footer does a masterful job of getting four staterooms - all with en suite heads - plus crew's quarters aft. Look around and you will discover that there are not many motor yachts with so many accommodations. This boat was designed for a couple who enjoy cruising with a large family.

FEATURES

9 square feet Naiad stabilizers - Typically, 7 square feet fins would be specified for this size boat, but the owner and Hargrave agreed that it would be better to give up a knot of top speed and have a more comfortable ride.

Enough BTUs in AC to turn the entire boat into a meat locker - Enclosure can be added to the bridge which has already been equipped with AC. In the Caribbean, the hot sun and warm water conspire to make cooling difficult, so Hargrave has loaded the boat up with AC BTUs -149,000 to be exact. **Headhunter Waste Treatment System** - Headhunter is the Mercedes of WC and waste treatment systems. **Hot Water Re-circulating Pump** - Because every owner wants to pamper his guests and to make sure they don't have to wait for hot water. **Honeycomb Core for Cabinets**, shelves and non-structural joinerwork -- Weight means lower speeds and more fuel consumed. Five tons of weight have been taken out by using light ply and honeycomb in the joinery, plus using MAN engines instead of Cats. **MAN 12-V, 1550-**

hp Diesel Engines – The MANs saved 2,000 lbs. total over the Cat C-32s which Hargrave normally installs. **Teak Deck in the Main Saloon** – Teak in the main saloon of a motor yacht of this size is unusual and this tells us – along with clean, simple décor – that the owner wanted a modern-looking boat rather than a more traditional motor yacht treatment. **Hard Top and Radar Mast** – A hard top not only provides important shade, it also provides a large platform to mount electronics gear as well as isinglass. With isinglass the owner can create another large all-weather living area for very little extra expense. And he'll keep it cool with 48,000 BTUs of AC. **Stidd "Admiral" Seat**

Interior Equipment

- Cherry Wood Interior
- Custom Bar in Salon w/2 Bar Stools
- Upgrade Cost for Honeycomb Core for cupboard doors, shelves and non-structural top, beds, dressers, drawers
- Teak Flooring in Main Salon
- (2) Bar stools in main salon per interior designer Shelley
- Glass Bar Top 3/4" Thick with S/ S Support in Galley
- Opening Stairway from Galley to Flybridge
- Grohe 33.737 Chrome Sink Faucet in Galley
- Stateroom door casing moulding throughout per interior designer Shelley
- Day Head on Main Deck
- Granite shower wall and floors in Master
- (5) Kohler Caxton K2210-96 Bone sinks in Fwd VIP, Stbd Guest, Master, Aft Guest
- 8" Thick Mattress in Starboard Guest
- 12" Soft Foam Mattress in Master
- Full Size Mirrors in Master Stateroom
- Custom pillows (40)

- Personal interior upgrade & additions over standard per owner

Factory Installed Equipment

- 2000 Gallon Aluminum Fuel Tank
- 1 7/8 Declfills for fuel and water
- 350 Gallon Stainless Steel Water Tank
- FRP Main Deck and floors
- Choice of Teak or Non-Skid on main exterior decks
- Fiberglass swim platform W/ ladder
- 1 1/2" Stainless Steel handrail W/ 1 1/4" stanchions
- Built in hand held shower on swim platform
- 4 Blade Faster bronze propellers
- Easy access to all helm dashboard controls and gauges
- Remote Windlass operation from Pilothouse and Flybridge
- Raycor 1000 FG fuel filter/water separator for each engine
- Hydraulic Bow Thruster HIPS 12 HT -3 8hp
- Hydraulic steering by Hydraulic, adaptable to auto-pilot
- Engine Alarm System for low pressure & high temperature supplied by Cat
- 100 Gallon Holding Tank w/ indicator
- Levitou High quality sockets and switches in all room
- (8) 200 amp/hr batteries for engine & ship power
- (3) Professional Mariner battery chargers
- Separate 120 amp/hr battery for generator
- Italian door handle package (chrome or gold)
- Dual track segmented curtains or Roman Shades in ea. stateroom, Salon Galley
- Bed on Hydraulics in Master and VIP

- Granite counter top in galley
- Marble or Granite counter top in all bathroom
- Full Walk-in Shower or Tub in master
- Fiberglass main and lower decks
- Flybridge Vinyl seat covers
- Fresh water washdown (3) three locations - Bow / aft deck/ flybridge
- Naiad Stabilizer System Model 254 W/ 9 Sq. Ft. Fins Multi-Sea 2000
- Double stabilizer & bow thruster backup pump on back of prt & stb engine
- Naiad HPS IOHT ZSHP Stern Thruster

- Upgrade cost from (1) ZOKW to Phasor 27KW Gen x 2
- Cruiseair - air conditioning/heating system (1) 24,000 BTU in salon (2) 16,000 BTU in galley and Pilothouse (2) 12,000 BTU in master reverse cycle units (3) 7,000 BTU in VIP & 2 Twins (2) 24000 BTU w/blower on Flybridge
- Automatic Single Sliding Door Aft Deck
- Extra Storage on Transom
- Reverso Oil Change System for Mains, Gens, Gearbox

Full Electronics Package

- Newmar 32-12-6 mounted in lower helm
- Fummo 1954CBB NT 6' GA. 12KW mounted in lower helm
- (2) C-map Max Mega Wide Furuno VX2
- Furuno ARP 11 Target Plotter mounted in lower helm
- Furuno 1953 C 30 Mtr Cable mounted @ arch
- (12) Furuno NMEA 6 PIN Data Cable mounted in lower helm
- Furuno DFF 1 Digital Network mounted in lower helm
- Furuno 525 ST-MSD7 50/200Khz mounted @ hull

- Furuno 525 ST-MSD HS Fairing Block mounted @ hull
- Furuno Extension Cable 525 mounted @ hull
- Furuno 8 Port Ethernet Switch mounted in lower helm
- (4) Furuno Network Cable 5 Mtr mounted in lower helm
- (2) Furuno Network Cable 20 Mtr mounted in upper helm
- (6) Furuno Network Hub Adapter mounted in lower helm
- Simrad AP 28 W/AC12, RC42 mounted in lower helm
- Simrad AP 28 Extension Cables
- Furuno RD 30 Remote mounted in lower helm
- Furuno 235 DHT-MSE 235Khz mounted @ hull
- Furuno 235 DST-MSE Ext. Cable mounted @ hull
- ICOM IC-M504 Black mounted in lower helm
- ICOM External Speaker - Black mounted in lower helm
- ICOM Command MIC III Black mounted in lower helm
- (4) ICOM Command MC 3 20' mounted in lower and upper helms
- (2) Digital 16' 10dB VHF Wht Antenna mounted @ fly bridge sides
- (15) Digital Custom Cable on two antennas
- (2) Lilly Round Swivel mounted @ fly bridge sides
- (2) Lilly Upper Support mounted @ fly bridge sides
- (2) Newmar Hailer Horn 60/40 mounted @ hard top
- (10) Newmar Hailer Horn Ext Cable mounted fwd and aft
- ICOM IC-M802 150 Watt SSB mounted in lower helm
- ICOM AT-140 Coupler mounted in upper helm
- ICOM AT 140 Shielded Control interconnect cable mounted in upper helm
- Digital 500 Series 16' SSE Antenna mounted @ fly bridge sides
- Concord Master 17 LCD Screen mounted in lower helm

- Newmar 32-12-6 mounted in lower helm, screen 2, radar 2
- Furuno 1934 CBB/NT Radar 2 @ lower helm
- Furuno 1934 C 20 Mt: Cable mounted in lower helm
- Furuno BBWXI Sirius WX VX2 mounted in lower helm
- Furuno BBWXI Ext Cable mounted in lower helm
- Lilly Basic Stainless GPS Mount mounted in equipment area
- Gannin GPS Map 5212 mounted in lower helm
- Garmin GPS Map 5212 CPS Ext mounted @ hardtop
- Lilly Basic Stainless GPS Mount mounted @ hardtop
- (2) ACR RCL 100B 24V Spotlight mounted @ hardtop, control @ lower helm
- Concord NVIEA Selector Switch 3 mounted in lower helm
- Concord Navdatmax N1V£EA mounted in lower helm
- (2) Part Cable VGA 16' Shielded mounted in lower helm
- Simrad AP 28 Central Unit mounted in upper helm
- Furuno RD 30 Remote mounted in upper helm
- ICOM IC-M504 Black mounted in upper helm
- ICOM External Speaker - Black mounted in upper helm
- ICOM Command MIC III Black mounted in upper helm
- (2) Furuno GP 1920/N T/GPS/Plotter mounted in upper helm
- (2) Furuno GP 1920 Ant Cable mounted @ mast
- (3) Lilly Basic Stainless GPS Mount mounted @ mast
- Garmin GPS Map 5212 mounted in upper helm
- Garmin GPS Map Extension Cable mounted in upper helm
- (2) ACR Second Station Control Kit mounted in upper helm
- Concord Phone Distribution
- Panasonic PH 824 Adv Hybrid KSU

- Panasonic PH 824, 3 CO & 8 Ext
- Panasonic PH 824 Fax
- (8) Panasonic PH Programmin
- (8) Panasonic PH T-7731-B Speaker
- Edson Adjustable Starboard mounted in lower helm screen 1, radar 1
- Danforth 5" Compass
- (2) Newmar 32-12 Converter 5oA
- WAVE Wi-F i ECAP-HP
- Lilly Basic Stainless GPS Mount
- Concord CAT 5 Network Cable
- Concord Wireless N Access
- PELCO 3 CAM System mounted in ER, 2 fixed @ aft deck corner
- DirecTV HD DSS Receiver mounted in Salon
- Concord HDMI Cable 151': mounted in Salon
- Concord Modulator Dual
- DirecTV DSS Receiver mounted in Master

Appliances

- GE WSM242oDWW White Washer/Dryer in Lower Foye
- U-LINE 2115R White Refrigerator in Crew Cabin
- Upgrade to Panasonic NN-SD3 778 8/8 Microwave in Crew Cabin
- Upgrade to GE PROFILE P8123 CRSV S/ S Refrigerator in Galley
- Upgrade to GE Profile PP9323MSS S/S Cooktop W/JK916SMSS S/S Oven in galley
- GE JESO736SMSS S/S Microwave in Galley
- GE Spacemaker JV 93 OSCBR S/S Slide-Out Hood Vent in Galley
- Fisher/Paykel D3605 SS S/S Single Drawer Dishwasher in Galley

- GE Profile GCG158oLSS S/ S Trash Compactor in Galley
- GE GFC72oF Disposal in Galley
- Insinkerator F-GNI 100-C Dispenser w/ SST-FLTR S/ S Hot Water Tank in Galley
- (2) U-Line 1115WC S/S Wine Coolers in Galley
- Hoshizaki AM-SOBAE S/ S Ice Maker in Galley
- U-Line 2115R S/S Refiigerator at Afr Deck
- Hoshizaki AM-SOBAE S/S Ice Maker at Aft Deck
- U-Line 1175R White Refrigerator in Flybridge
- Hoshizaki AM-SOBAE S/S Ice Maker in Flybridge
- Vitrifrigo DW70 BTX 75LIT Single Drawer w/ S/S Front External Unit 12/24Freezer in F lybridge

Exterior Equipment

- Hard Top
- Hargrave Radar Mast
- Masthead light on hard top forward of amidships base
- Aft deck bench seating
- Aft deck teak table
- Aft deck chairs w/vinyl cushions (5)
- Extra 2 3/8" 8/8 Steel Oval Hull banding w/wooden insert & extra 2" offset from hull
- Kahlenberg Dual Trumpet Air Horn DO-A
- Hi-Lo Mechanism for Teak Table at aft deck
- Aft deck storage for Marquipt ladder
- Muffler from main engine by pass
- Installation for (4) USA Supplied Underwater Lights through hull
- L-Shaped molded in Settee W/underneath umbrella storage stbd in Flybridge

- (8) Exterior Waterproof Lights on Bow
- Umbrella Mount in Flybridge
- FRP Cabinet for Freezer Drawer W/S/S Foot Rest in Flybridge
- Fire Magic 3C-SISIN-A S/S Propane Grill in Flybridge
- FRP Cabinet for Electric-Chef 4400-EC-336 24" Electric Grill
- FRP Box W/Sink at Aft Deck for Ref/Ice Maker Combo
- I FRP Bar w/Corian or Granite Top at Flybridge w/3 Bar Stools
- Hi-Lo and Sliding Mechanism for Cocktail Table in stbd. Of Flybridge
- Hi-Lo Mechanism for Table aft of F lybridge
- (4) "U" shaped stanchions at swim platform
- Removable 1 1/2" "U" Shaped Handrails on Boat Deck
- (13) 12" x 24" Mould-in FRP Accessible Portholes with Fly Screens around the hull

Basic Information

Category: Motor Yacht

Model Year: 2009

Year Built: 2009

Country: United States

Vessel Top: Hardtop

Dimensions

LOA: 76' 0" (23.16m)

Beam: 20' 6" (6.25m)

Max Draft: 4' 10" (1.47m)

Speed, Capacities and Weight

Cruise Speed: 18 Kts. (21 MPH)

Max Speed: 24 Kts. (28 MPH)

Water Capacity: 350 Gallons

Fuel Capacity: 2200 Gallons

Accommodations

Total Cabins: 4

Total Berths: 5

Sleeps: 8

Total Heads: 5

Crew Cabin: 1

Crew Berths: 2

Crew Sleeps: 2

Crew Heads: 1

Hull and Deck Information

Hull Material: Fiberglass

Deck Material: Fiberglass

Hull Finish: Stainless Steel

Engine Information

Engines: 2



Manufacturer: MAN

Model: D2842

Engine Type: Inboard

Fuel Type: Diesel






PHOTOS













CONTACTS

Andrey Shestakov, leading yacht broker of the sales department of Shestakov Yacht Sales Inc. Shestakov Yacht Sales Inc., the official representative of the Miami/Fort Lauderdale FL headquarters.

Contact details

Email: **andrey@shestakovyachtsales.com**

Web: shestakovyachtsales.com/en/

Telephones

USA: **+1(954)274-4435**

Office hours

Monday – Saturday: **9:00 - 21:00** EDT

Sunday: **closed**

Address



Harbour Towne Marina, 850 NE 3rd St, STE 213, Dania, FL 33004