

65' REAL SHIPS 1998 — REAL SHIPS



Builder: REAL SHIPS

Year Built: 1998

Model: Trawler

Price: PRICE ON APPLICATION

Location: United States

LOA: 65' 0" (19.81m)

Beam: 19' 6" (5.94m)

Min Draft: 5' 0" (1.52m)

Cruise Speed: 9 Kts. (10 MPH)

Max Speed: 11 Kts. (13 MPH)

Our experienced yacht broker, Andrey Shestakov, will help you choose and buy a yacht that best suits your needs 65' Real Ships 1998 — REAL SHIPS from our catalogue. Presently, at Shestakov Yacht Sales Inc., we have a wide variety of yachts available on our sale's list. We also work in close contact with all the big yacht manufacturers from all over the world.

If you would like to buy a yacht 65' Real Ships 1998 — REAL SHIPS or would like help answering any questions concerning purchasing, selling or chartering a yacht, please call +1(954)274-4435

TABLE OF CONTENTS

TABLE OF CONTENTS	2
SPECIFICATIONS	3
Overview	3
Basic Information	3
Dimensions	3
Speed, Capacities and Weight	4
Accommodations	4
Hull and Deck Information	4
Engine Information	4
DETAILED INFORMATION	5
General Arrangement	5
Pilothouse	5
Salon	6
Galley	6
Accommodations	7
Engine Room	7
Hull and Running Gear	8
On Deck	8
Exclusions	8
Disclaimer	8
PHOTOS	9
CONTACTS	17
Contact details	17
Telephones	17
Office hours	17
Address	17

SPECIFICATIONS

Overview

Another Price Reduction April 10, 2016.

This very capable LRC is ready for your provisions and cruising plans

US built steel construction; robust raised pilothouse with Portuguese bridge and fly bridge design; twin Caterpillars with protected running gear and stabilizers; and redundant essential systems, all make for a remarkably capable “big water” cruising yacht. Luxurious interior features rich American Cherry and Marble finishes with a split-level master suite plus two guest cabin configuration make for easy and comfortable short-handed or whole family cruising. Walk-in engine room with well-maintained, high quality, easy to access, straightforward equipment and systems afford a more cost effective and trouble free yacht. This built-in durability and efficiency makes the Realships 65 a great choice for long-range cruising and long-term ownership.

Basic Information

Category: Trawler

Sub Category: Raised Pilothouse

Model Year: 1998

Year Built: 1998

Country: United States

Dimensions

LOA: 65' 0" (19.81m)

LWL: 58' 7" (17.86m)

Beam: 19' 6" (5.94m)

Min Draft: 5' 0" (1.52m)

Speed, Capacities and Weight

Cruise Speed: 9 Kts. (10 MPH)

Cruise Speed RPM: 2100 Kts.

Max Speed: 11 Kts. (13 MPH)

Max Speed RPM: 2700 Kts.

Displacement: 143300 Pounds

Water Capacity: 550 Gallons

Fuel Capacity: 2800 Gallons

Accommodations

Total Cabins: 3

Total Berths: 4

Total Heads: 3

Hull and Deck Information

Hull Material: Steel

Engine Information

Engines: 2

Manufacturer: Caterpillar

Model: 3208 NA

Engine Type: Inboard

Fuel Type: Diesel

DETAILED INFORMATION

General Arrangement

The Salon, situated aft, has port and starboard side deck doors and opens to the covered aft deck with elegant horseshoe stern. Forward of the salon, to port and central, is the one-step raised, well-appointed and functional Galley. Just to starboard is the half-stair down to the cabins, engine room and workspace.

The split-level Master Suite is amidships with large walk around master berth down and dressing/lounging are up with luxurious head and shower forward. To starboard is the over-under single berth Guest Cabin with adjoining private/common entry head and shower. VIP guest cabin is forward with ensuite head and shower.

A half stair up from the starboard forward salon leads to the large Pilothouse with forward central helm, port and starboard side deck doors, and a large settee and watch berth aft. Surrounding the Pilothouse is a protective Portuguese Bridge with access to the foredeck and steps down to the fully covered aft and side decks.

Fly Bridge is accessed from a half-stair inside the Pilothouse and features a centerline helm with retractable instrument console, settee and barbeque grille. Down a few steps from the Fly Bridge is the aft dinghy deck with port side davit.

Walk-in engine room is accessed down and aft from the lower deck companionway and from a large Freeman hatch on the aft deck.

Pilothouse

From the starboard Salon a “half-stair” up and forward is the spacious raised pilothouse. A centerline helm with two freestanding Stidd helm chairs with main and overhead consoles all well-arranged for easy, accessible operations. Large “L” Settee and table are port to central with a generous watch berth and cabinet spaces aft. A hatch and stair to fly bridge are to starboard of centerline.

- Port and Starboard side deck doors with retractable Phantom Screens
- 2, freestanding Stidd helm chairs
- Furuno NAVnet radar
- 2, Toshiba Multipurpose displays
- 2, wireless mouse and keyboards
- Ritchie Compass
- Simrad Autopilot Robertson AP20
- Maxwell anchor winch controls
- Mathers MMC engine controls

- Wesmar hydraulic bow thruster controls
- Flood/Spotlight controls
- Naiad stabilizer controls
- Furuno 8-tone daylight display radar
- Nav Source audio controls
- Extensive files of Equipment Manuals

Overhead console:

- Icom IC-R75 Communications Receiver
- Furuno FS-1503 SSB transceiver
- 2, speakers
- Thrane and Thrane TT-3042C (Sat C) Distress Box
- Furuno GPS Navigator DGPS GP-36
- Furuno RD-30
- Raymarine ST60 wind instrument
- JRC GRS Compass JLR-10
- Icom VHF IC-M504
- Barometer
- Icom radio IC-M127
- Kenwood Stereo
- Satellite equipment cabinet

Salon

Rich wood grains, including American Cherry and Teak, along with large spaces and windows create a comfortable, warm setting with plenty of natural light. Three easy opening watertight doors make access easy to the aft and side decks. Galley forward with bar and stools. Entertainment cabinet aft with hi-lo TV, Satellite and Audio systems. Plenty of secure storage cabinets built in to upgraded L-shaped settee with hi-lo table. Dickenson LP stove adds a great warm glow on a cool evening.

Galley

Raised one step up from salon level, but still boasting 6' 7" headroom, the full function galley offers hi-end appliances and plenty of storage cabinets and drawers. Breakfast bar with two chairs creates an open and sociable setting between the salon and galley.

- DCS 5-burner propane stove with oven
- Bosch dishwasher
- Under-counter RO Water Filtration System and drinking water faucet
- Viking Professional Microwave Convection oven
- Maytag side-by-side refrigerator with large freezer drawer

- KitchenAid trash compactor
- Stainless steel sink
- Load Group 1 AC sub-panel
- 3, Duplex GFI outlets
- 5, storage drawers
- 11, storage cabinets

Accommodations

Through out the three-cabin arrangement, generous space with rich American Maple, mirror and marble finishes offer easy luxury. The split-level amidships master cabin is a deluxe feature of this Realships 65 Voyager. Enter the master cabin dressing/lounging area from the companionway; down a few steps and aft is the king size walk-around berth with plenty of storage spaces. TV, audio and systems communications displays make relaxing, entertaining or staying informed as easy as pressing a button.

The over-under twin berth Guest Cabin is to starboard and offers generous berths and storage and a spacious head with shower. Easy private or common access makes for an ideal Guest/Day Head. VIP Guest Cabin is forward with walk-around queen berth, generous storage and a luxurious marble head and shower.

Below the sole of the three sleeping cabins is a large, dry, insulated bilge space that affords access to some of the ship's systems such as: stabilizers, waste treatment and discharge and other domestic systems. Aft and down from these cabins is the walk-in engine room.

Engine Room

Full stand-up, walk around engine room with excellent access to equipment for service and maintenance. A work bench with vise are forward with fuel management and hydraulic systems on the forward bulkhead. Practically walk-around main engines with protective rails and belt cages. Generators are situated aft of the mains. Headroom reduces a bit as you move aft and up the hull rise but space remains very easy to negotiate for easy access to steering gear, water makers, SCUBA compressor and more. Full beam fuel tankage built in to the horseshow stern serves as an aft watertight bulkhead/crashbox. A stair and Freeman style hatch above offers easy access to and from the aft deck.

- Twin Caterpillar 3208 NA 210HP
- 2, Trace 4 kW Inverters
- Wesmar Bow Thruster hydraulics package
- Fuel Transfer and management system
- Work Bench with Vise
- Niad Stabilizer hydraulics package
- Welded Steel Sea-Chest

- 21 kW and 14 kW Norpro Generators in sound shields
- Brownie SCUBA Compressor
- 4 SCUBA Tanks in rack.
- High Pressure Washdown Pump
- Utility Air Compressor
- SteelHead Davit hydraulics package
- 12, 8D House Battery Bank

Hull and Running Gear

US built, steel constructed, strong, full displacement hull form with twin skegs that enclose prop shafts and tie to the rudder bottoms to offer robust protection to running gear. Niad stabilizer fins are similarly protected with welded fixed steel skegs forward of the active fins.

On Deck

A large social and functional fly bridge for enjoying the fair weather. Canvas over tube frame soft-top offers shade. Retractable instrument console and canvas covers protect the fly bridge appointments in foul weather. A large L-shaped settee with table and a gas bar-b-q grille aft makes dinnertime fun for all.

Ship-like fore deck with Sampson Post and Lofrans windlass handles 500' of 1/2" and 500' of 3/8" chain on respective gypsies plus warping drum for lines. Portuguese bridge protects the pilothouse and side decks. On the main deck level the side and aft decks are covered with high, sturdy bulwarks and heavy duty fittings. Port, starboard and aft boarding gates keep boarding safe and comfortable and a large water-proof hatch in the aft deck offers additional access to the engine room.

Exclusions

Owner's personal belongings.


Disclaimer


The Company offers the details of this vessel or yacht in good faith but cannot guarantee or warrant the accuracy of this information nor warrant the condition of the vessel. A buyer should instruct his representatives, agents, or his surveyors, to investigate such details as the buyer desires validated. This vessel or yacht is offered subject to prior sale, price change, or withdrawal without notice.

PHOTOS





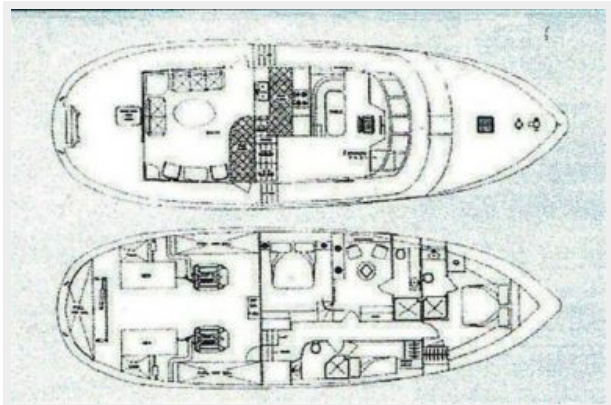












CONTACTS

Andrey Shestakov, leading yacht broker of the sales department of Shestakov Yacht Sales Inc. Shestakov Yacht Sales Inc., the official representative of the Miami/Fort Lauderdale FL headquarters.

Contact details

Email: andrey@shestakovyachtsales.com

Web: shestakovyachtsales.com/en/

Telephones

USA: +1(954)274-4435

Office hours

Monday – Saturday: **9:00 - 21:00** EDT

Sunday: **closed**

Address



Harbour Towne Marina, 850 NE 3rd St,
STE 213, Dania, FL 33004