

## SURVIVOR — RAMPAGE



**Builder:** RAMPAGE

**Year Built:** 2006

**Model:** Cruiser

**Price:** PRICE ON APPLICATION

**Location:** United States

**LOA:** 33' 0" (10.06m)

**Beam:** 13' 0" (3.96m)

**Min Draft:** 2' 5" (0.74m)

**Cruise Speed:** 25 Kts. (29 MPH)

**Max Speed:** 32 Kts. (37 MPH)

Our experienced yacht broker, Andrey Shestakov, will help you choose and buy a yacht that best suits your needs **Survivor — RAMPAGE** from **our catalogue**. Presently, at **Shestakov Yacht Sales Inc.**, we have a wide variety of yachts available on **our sale's list**. We also work in close contact with all the big **yacht manufacturers** from all over the world.

If you would like to buy a yacht **Survivor — RAMPAGE** or would like help answering any questions concerning purchasing, selling or chartering a yacht, please call **+1(954)274-4435**

# TABLE OF CONTENTS

TABLE OF CONTENTS	2
SPECIFICATIONS	4
Overview	4
Basic Information	4
Dimensions	5
Speed, Capacities and Weight	5
Accommodations	5
Hull and Deck Information	5
Engine Information	5
DETAILED INFORMATION	6
Hull	6
Deck	6
Cockpit	7
Helm Deck	7
Helm	8
Mechanical	8
Electrical	9
Cabin F	9
Galley	10
Head	10
Exclusions	10
Disclaimer	10
PHOTOS	11
Helm station	13
TV and salon stairs	15
Cat Engines	17
Engine Room	17
Engine Room	18

---

CONTACTS	19
Contact details	19
Telephones	19
Office hours	19
Address	19

---

# SPECIFICATIONS

---

## Overview

---

**Price Reduction! Off the Market in 30 days! Seller wants it gone 03/1/16!**

The Rampage is a premium express fishing boat whose spacious layout offers as much or more in the way of comfort than any boat in her class. Built on a modified-V hull with prop pockets and a full 13-foot beam, the Rampage draws a mere 29 inches of draft. Her center-helm design features a tilt-out pod that affords excellent visibility and access. Aft of the helmdeck, the 70-squarefoot cockpit can be configured with a 45-gallon livewell and baitprep center for fishing, or wet bar and foldaway bench seating for cruising. Belowdecks, the well-appointed interior of the Rampage can sleep six; the forward V-berth/dinette area converts to four single bunks, and the starboard sofa folds out to form a queen berth.

### Key features include:

- **1600 engine hours on the Cats and 500 hours on the generator**
- **Bottom painted August 2014**
- **Generator serviced in 2014 (complete overhaul and clean out of the cooling system).**
- **Leaning post added to Tuna Tower**
- **October 2015 Oil, filters, hoses changed**
- **New upholstery**
- **2 new Cat display screens**
- **New Vhf radio & antenna**

---

## Basic Information

---

**Category:** Cruiser

**Sub Category:** Express

**Model Year:** 2006

**Year Built:** 2006

**Country:** United States

---

## Dimensions

---

**LOA:** 33' 0" (10.06m)

**Beam:** 13' 0" (3.96m)

**Min Draft:** 2' 5" (0.74m)

**MFG Length:** 33' 0" (10.06m)

---

## Speed, Capacities and Weight

---

**Cruise Speed:** 25 Kts. (29 MPH)

**Max Speed:** 32 Kts. (37 MPH)

**Displacement:** 17200 Pounds

**Water Capacity:** 60 Gallons

**Holding Tank:** 45 Gallons

**Fuel Capacity:** 367 Gallons

---

## Accommodations

---

**Total Cabins:** 1

**Total Berths:** 5

**Total Heads:** 1

---

## Hull and Deck Information

---

**Hull Material:** Fiberglass

---

## Engine Information

---

**Engines:** 2

**Manufacturer:** Caterpillar

**Engine Type:** Inboard

**Fuel Type:** Diesel

---

# DETAILED INFORMATION

---

## Hull

---

- Low VOC Isophalic gel coat finish
- Vinylester skin coat • Molded fiberglass construction using premium polyester resin and bi-axial stitched fabric reinforcement
- Solid fiberglass hull bottom with cored hull sides relieved at all thru-hull fittings
- Fiberglass stringer system, foam-cored
- Anti-fouling bottom coating including epoxy primer, sealer, and ablative top coat
- 316 stainless steel hull side thru-hull fittings
- Bronze underwater thru-hull fittings

## Deck

---

- Molded fiberglass using polyester resin, bi-axial stitched fabric reinforcement and core construction
- Polished stainless steel anchor roller assembly
- Heavy-duty, black rub rail with stainless steel insert
- 316 stainless steel 1 1/4" bow rail
- Anodized aluminum windshield with electrically actuated center vent
- Three windshield wipers, self-parking with

heavy duty pantograph arms

- Six 10" stainless steel cleats

---

## Cockpit

---

- 70 sq. ft of usable cockpit area
  - Dockside water inlet
  - 5' insulated fishbox with macerator  
pump-out
  - Six stainless steel rod holders
  - Cockpit walls and muffler cavities treated  
with sound installation
  - 1/2" aluminum plate for fighting chair  
installation
  - Courtesy lighting
  - Transom door with top gate and heavy  
duty latch
  - Raw water wash-down system
  - Fresh water wash-down system
- Self bailing cockpit          Removable cockpit bolsters
- SS gunwale hawse pipes

---

## Helm Deck

---

- Molded fiberglass helm deck with electric arm lift and cockpit switch
- Ladder-back helm and companion seating
- Port side L-shaped lounge seating with cooler tub below
- Port side seat rotates to forward position with footrest
- Sliding hatch with lockable bi-fold acrylic cabin door
- Grab handles
- Day hatch engine room access

---

## Helm

---

- 34" x 13" Electronics area • Tilt out helm pod for easy access to electronics and wiring
- Digital engine displays with audible warning system
- Backlit switch panel • High-water alarm • Edson® stainless steel helm wheel with comfort grip and control knob • Hydraulic steering system with tilt helm • Stereo remote control • Compass with light

---

## Mechanical

---

- •Rule® Bilgepumps, 12V automatic/manual • Bonding system with transom zinc plate double stainless steel hose clamps on all thru-hull fittings • Double stainless steel T-clamps on engine
- exhaust hoses • Engine room sound insulation • Fireboy®, automatic fire extinguishing



- system • Certified 5052 marine aluminum fuel tank • Fuel filters water separators on main
- engines and generator • Hull side engine room ventilation with bilge
- blowers • Holding tank with remote gauge and
- dockside pumpout
- • Constant pressure water system • Six-gallon water heater, stainless steel • Fiberglass mufflers • Propeller shafts – Aquamet 22® • Bronze rudders • Bronze struts • Dripless, PSS® shaftseals • Recessed hydraulic bennett trim tabs • Internal basket strain

## Electrical

---

- AC distribution panel with line voltage, reverse polarity light and main breakers protected against reverse polarity
- DC electrical distribution panel with battery voltage and load meters
- Circuit breaker protection throughout • Vapor proof battery isolator • Three heavy duty 12V marine batteries • Bonded electrical system with galvanic isolator
- Battery charger, automatic 50 amp • 30 amp shore power with cord

## Cabin F

---

- Headroom – 6' 6" • Forward dinette converts to four upper and lower bunks or two bunks above with full size berth below • Finished fiberglass liner bonded to stringer system • 3M® Thinsulate sound insulation throughout interior • Fiberglass sole with removable carpet • Privacy curtain • Sofa converts to queen size berth • Cherry interior • 120-volt duplex outlets, GFI protected • Clarion® AM/FM/CD stereo with four speakers and helm remote • Recessed lighting • Reading lights • Hanging locker
- CO monitor • Rod storage above sofa • Rod storage outboard of each bunk • TV

wiring

---

## Galley

---

- Two-burner ceramic cook top
- Solid surface counter top
- Microwave oven
- Refrigerator with top freezer, AC/DC
- Stainless steel sink with solid surface insert

---

## Head

---

- Vanity with stainless steel sink, solid-surface counter top and storage cabinet
- Tecma® marinetoiletsystemwithintegral macerator
- Handheld shower with built-in mixer • Toiletry storage cabinet with mirror doors
- Solid cherry door • Overhead hatch with screen • Ventilation fan

---

## Exclusions

---

Owner's personal belongings.

---

## Disclaimer

---

The Company offers the details of this vessel or yacht in good faith but cannot guarantee or warrant the accuracy of this information nor warrant the condition of the vessel. A buyer should instruct his representatives, agents, or his surveyors, to investigate such details as the buyer desires validated. This vessel or yacht is offered subject to prior sale, price change, or withdrawal without notice.

---







# PHOTOS

---










**Helm station**








**TV and salon stairs**












**Cat Engines**





**Engine Room**





**Engine Room**



# CONTACTS

---

Andrey Shestakov, leading yacht broker of the sales department of Shestakov Yacht Sales Inc. Shestakov Yacht Sales Inc., the official representative of the Miami/Fort Lauderdale FL headquarters.

## Contact details

---

Email: **andrey@shestakovyachtsales.com**

Web: [shestakovyachtsales.com/en/](https://shestakovyachtsales.com/en/)

## Telephones

---

USA: **+1(954)274-4435**

## Office hours

---

Monday – Saturday: **9:00 - 21:00** EDT

Sunday: **closed**

## Address

---



Harbour Towne Marina, 850 NE 3rd St, STE 213, Dania, FL 33004