

FRANCOISE — BENETEAU



Builder: BENETEAU

Year Built: 2000

Model: Sloop

Price: PRICE ON APPLICATION

Location: United States

LOA: 46' 0" (14.02m)

Beam: 13' 11" (4.24m)

Max Draft: 5' 9" (1.75m)

Cruise Speed: 7 Kts. (8 MPH)

Max Speed: 8 Kts. (9 MPH)

Our experienced yacht broker, Andrey Shestakov, will help you choose and buy a yacht that best suits your needs **FRANCOISE — BENETEAU** from our catalogue. Presently, at Shestakov Yacht Sales Inc., we have a wide variety of yachts available on our sale's list. We also work in close contact with all the big yacht manufacturers from all over the world.

If you would like to buy a yacht **FRANCOISE — BENETEAU** or would like help answering any questions concerning purchasing, selling or chartering a yacht, please call **+1(954)274-4435**

TABLE OF CONTENTS

TABLE OF CONTENTS	2
SPECIFICATIONS	5
Basic Information	5
Dimensions	5
Speed, Capacities and Weight	5
Accommodations	5
Hull and Deck Information	6
Engine Information	6
DETAILED INFORMATION	7
OVERVIEW	7
ACCOMMODATIONS & MAIN SALON	7
GALLEY & DINING AREA	8
Electronics	8
ELECTRICAL	8
MECHANICAL	9
SAILS & RIGGING	9
HULL & DECK	9
MANUFACTURER PROVIDED DESCRIPTION	10
Exclusions	11
Disclaimer	11
PHOTOS	12
Port View	12
Port Bow	12
Foredeck & Liferaft	12
Cockpit	12
Helm	12
Standard Horizon GPS	12
Helm Instruments	13

View from the Helm	13
Running Rigging to Cockpit	13
Compass	13
ProFurl Roller Furling	13
Lewmar Power Winches	13
Power Winches	14
Sugar Scoop Stern	14
Custom Davits 2	14
Custom Davits	14
Salon Forward	14
Galley	14
Port Salon	15
Starboard dinette	15
Dinette	15
Forward Stateroom	15
Forward Head/Shower	15
Aft Stateroom	15
Aft Stateroom Port	16
Aft Head/Shower	16
Nav Station	16
Nav Station 2	16
Kenwood Stereo w/ Bluetooth	16
Control Panel	16
Generator Control Panel	17
CruiseAir - Reverse Cycle	17
Battery Charger	17
AGM Batteries	17
Inverter	17
Solar Panel Monitor / AC Control	17

Yanmar 75 Diesel - (1968 hours)	18
Engine Control Panel	18
Yanmar Engine Hours (1968)	18
Inverter Controls	18
View from the Spreaders	18
Cockpit Enclosure	18
'Francoise' under way	19
Vessel Layout	19
Profile Diagram	19
CONTACTS	20
Contact details	20
Telephones	20
Office hours	20
Address	20

SPECIFICATIONS

Basic Information

Category: Sloop	Sub Category: Cruising Sailboat
Model Year: 2000	Year Built: 2000
Country: United States	Vessel Top: Enclosed
Cockpit: Yes	

Dimensions

LOA: 46' 0" (14.02m)	LWL: 39' 1" (11.91m)
Beam: 13' 11" (4.24m)	Max Draft: 5' 9" (1.75m)
Clearance: 62' 0" (18.90m)	MFG Length: 46' 7" (14.20m)

Speed, Capacities and Weight

Cruise Speed: 7 Kts. (8 MPH)	Max Speed: 8 Kts. (9 MPH)
Displacement: 20950 Pounds	Water Capacity: 207 Gallons
Holding Tank: 30 Gallons	Fuel Capacity: 50 Gallons

Accommodations

Total Cabins: 2	Total Berths: 2
Sleeps: 4	Total Heads: 2

Hull and Deck Information

Hull Material: Fiberglass

Deck Material: Fiberglass

Hull Color: BLACK

Engine Information

Engines: 1

Manufacturer: Yanmar

Model: 4JH3-TE

Engine Type: Inboard

Fuel Type: Diesel

DETAILED INFORMATION

OVERVIEW

'Francoise', our 2000 Beneteau Oceanis 461 has just returned from a three year cruise that fulfilled all the owner's expectations. She has a spacious interior with all the amenities for long range cruising, performing beautifully as one has come to expect from the Farr Yachts designed Beneteau Yachts. She has a two stateroom, two head layout with a luxurious, comfortable and well ventilated interior making her an ideal live-aboard.

Equipped with in-mast furling mainsail, Electric Winches, Bow Thruster, Solar Panels & Wind Generators, Standard Horizon GPS/Chart Plotter, Radar, Auto-Pilot, Custom Canvass & Dodger and Inverter /Charger and much more.

After cruising the islands for the past three years and owners have decided to move ashore for awhile to recharge their batteries. In the meantime, their Beneteau Oceanis 461 is available for sale, turnkey and ready to move aboard.

ACCOMMODATIONS & MAIN SALON

This two stateroom Owner's version layout includes a spacious and comfortable Master Stateroom is forward with a center-line island queen berth. This luxurious cabin features settee seating on both sides, ample storage and plenty of opening hatches and ports for light and ventilation. The private ensuite electric head is large with a shower.

Moving aft, the salon is very spacious due to her 14' beam and will accommodate quite a few people on the U-shaped settee to starboard around the expandable dining table and bench seating to port of the table. Along the portside of the salon is another long settee with the nav station aft of this which includes a chart table, electronics and electrical panel. To starboard and aft of the salon is a very well laid out sea-going cook's galley which is U-shaped allowing for leaning support and hand holds while cooking in a seaway. The counters and gimbaled stove all have fiddles. The top loading freezer and front loading fridge have great access and are very commodious. There is of course ample storage in the galley and under the settees.

Aft of the salon to port is the VIP/Guest stateroom, also with Jabsco manual head and shower. The very accessible engine compartment has opening panels on both sides and the companionway steps lift up for forward access.

The huge cockpit with a folding cockpit table, generous seating helm are with a walkthrough onto the sugar scoop/swim platform. The very well designed custom dinghy davits with two 85 watt solar panels and two wind generators.

Salon

- *Island Bench seat around an Expandable, Beautiful Cherry Table which converts to a double berth*
- *Single settee - Port*
- *Entertainment Center*
- *Navigators Station*
- *Cherry Wood interior trim*
- *High-gloss cherry cabin sole*

GALLEY & DINING AREA

Force 10 SS 3-burner Propane Stove w/Oven

- *Built-in GE Microwave Oven*
- *Double SS Deep Sinks w/Cutting Board Covers*
- *Adler Barbour Refrigerator/ Freezer*
- *Abundant Storage and Countertop Space*

Electronics

Standard Horizon CP3901 GPS Chartplotter

- *Lewmar Bow thruster*
- *Raytheon ST-6000+ Autopilot*
- *Raymarine ST-60 Tri-Data (helm and navigator's stations)*
- *Ratheon RL70-C Radar*
- *Ratheon ST 60 Wind Indicator*
- *Uniden VHF*
- *Custom low profile electronics pods at the helm*
- *Plastimo Binnacle Compass*
- *Kenwood KCD-BT848U w/ Bluetooth*
- *Majestic flat screen TV w/DVD player (Salon)*

ELECTRICAL

4.2 KW Fisher Panda Generator (184 hours)

- *Two 85 Watt Kyocera Solar Panels (2011)*
- *Two 400 Watt SunForce Wind Generators*
- *Whistler 2000 watt inverter*
- *AGM batteries including (2) 8D house batteries, (1) group 27 starting battery (1) generator battery)*
- *ProStar 15 Solar Panel Controller*
- *55 AMP Alternator*

- **110 volt GFI outlets**
- **ProTech 1230i battery charger**
- **LED lighting below and above deck**
- **12 volt and 110 volt electrical systems**
- **110 volt shore power system with 2 - 50' 30 amp shore power cords**

MECHANICAL

Yanmar 75HP diesel engine w/ 1968 hours

- ***Easy Engine Access including: Access from the Aft side above the fuel filter and transmission in the guest stateroom through a panel door.***
- ***Cruisair SMX II Reverse cycle heat and air conditioning system (2) units 16,000 BTU and 12,000 BTU)***
- ***New fresh/raw water wash down pump***
- ***7 new 12 DC fans***
- ***Fuel gauge***
- ***Fresh water cooling system***
- ***Dripless stuffing box***
- ***Wheel steering system***
- ***Lewmar bow thruster***
- ***Manual and Electric Bilge Pumps***
- ***Hot and Cold Pressure Water System (218 Gallon Capacity) in 3 Rigid fiberglass water tanks***
- ***10.5 gallon hot water heater***

SAILS & RIGGING

Aluminum Z-Spar Mast with in-mast Furling System and Boom

- ***Pro Furl Genoa Roller Furling System***
- ***Double Spreader Rig***
- ***SS Wire Rope Standing Rigging***
- ***All Control Lines are led aft to the Cockpit to Spin Lock Stoppers and Lewmar Self-Tailing Winches***
- ***(2) Lewmar 54 Self Tailing Primary Winches Electric Winches***
- ***(1) Lewmar 40 Self Tailing Electric Winch (port of companionway)***
- ***(1) Lewmar 44 ST Halyard and Multipurpose Winch (starboard of companionway)***
- ***Harken Outhaul System for Mainsail***
- ***Solid Boom Vang***

HULL & DECK

Radar Arch that integrates dinghy davits, mounting pads for all gps and data sensors, (2)

85 watt solar panels & (2) Wind Generators

- **Two 85 watt solar panels.**
- **Windlass**
- **LED Navigation Lights**
- **LED Mast head Light**
- **Double Spreader Lights**
- **Search Light**
- **Bow Pulpit**
- **Stern Rail**
- **Double Life Lines with Boarding Gates Port and Starboard**
- **Hand Rails**
- **60 lb CQR Anchor rode w/120' chain & 100' rope**
- **45 lb CQR w/ 80' chain & rope**
- **Fenders**
- **Dock Lines**
- **Hot and Cold Shower on Swim Platform**
- **Swim Ladder**
- **Closed Cell Foam Cockpit Cushions**
- **Folding Cockpit Table**
- **Abundant Cockpit Locker Storage**
- **Aft Rail Seats Port and Starboard**
- **Bow Anchor Locker**
- **Double Anchor Rollers on Bow Sprit**
- **Blue Exterior Sunbrella Canvas includes : Dodger with removable windows, 3 section bimini top with sun window for sail visibility and connector.**
- **Fresh Water Electric Head (Forward)**
- **Jabsco Manual marine head (Aft)**

MANUFACTURER PROVIDED DESCRIPTION

The concept and construction of the Oceanis 461 is directly linked to the Oceanis range experience. Owing much to her predecessors, whether in terms of her dimensions, the technology used, or aesthetic and practical choices, the Oceanis 461 fits perfectly into Beneteau's cruising range. Her long hull, designed by Bruce Farr and Associates, has great potential for impressive speed while giving that quiet, powerful sensation only felt on board true offshore cruising yachts. The structure of the Oceanis 461 is based on the same principles that have made such a success of the whole range; the bonded and laminated inner molding ensure the best possible spread of rigging and keel loads throughout the hull. Her rigging is also classic and efficient. A masthead furling genoa (drum on deck) guarantees the necessary power for an easy passage. The In-Mast furling mainsail is an option. The deck layout reflects the spirit of comfort and efficiency that has prevailed in the Oceanis 461 from her conception: teak-capped bulwark for elegance and safety, electric windlass half recessed into the anchor well, large

sunbathing area forward, uncluttered sidedecks with chainplates centered against the coachroof, and a teak deck option. The cockpit is easily accessible via a door in the transom which is also equipped with deep lockers. The wheel steering position has a full console, to which a large cockpit table with hinged flaps and icebox is joined. The Oceanis 461 is available in 4 cherrywood (teak as an option) accommodation layouts, arranged around the saloon. There are 7 opening deck hatches and 12 opening portholes. The galley has numerous baskets and lockers, a fridge - freezer in two compartments, and large independent head compartments (up to three depending on the layout selected).

Exclusions

Owner's personal belongings.

Disclaimer

The Company offers the details of this vessel or yacht in good faith but cannot guarantee or warrant the accuracy of this information nor warrant the condition of the vessel. A buyer should instruct his representatives, agents, or his surveyors, to investigate such details as the buyer desires validated. This vessel or yacht is offered subject to prior sale, price change, or withdrawal without notice.

PHOTOS

Port View



Port Bow



Foredeck & Liferaft



Cockpit




Helm




Standard Horizon GPS




Helm Instruments**View from the Helm****Running Rigging to Cockpit****Compass****ProFurl Roller Furling****Lewmar Power Winches**

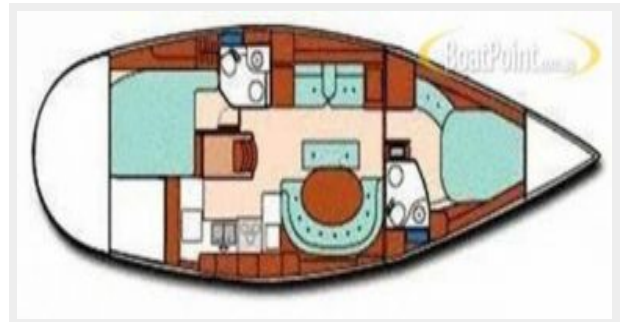
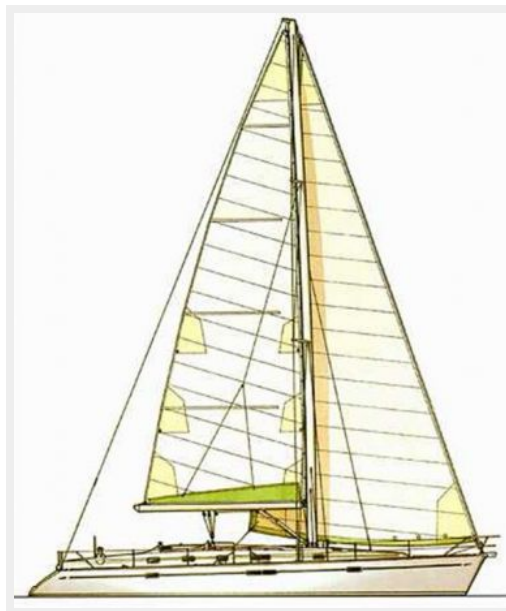
Power Winches**Sugar Scoop Stern****Custom Davits****Custom Davits 2****Salon Forward****Galley**

Port Salon**Starboard dinette****Dinette****Forward Stateroom****Forward Head/Shower****Aft Stateroom**

Aft Stateroom Port**Aft Head/Shower****Nav Station****Nav Station 2****Kenwood Stereo w/ Bluetooth****Control Panel**

Generator Control Panel**CruiseAir - Reverse Cycle****Battery Charger****AGM Batteries****Inverter****Solar Panel Monitor / AC Control**

Yanmar 75 Diesel - (1968 hours)**Engine Control Panel****Yanmar Engine Hours (1968)****Inverter Controls****View from the Spreaders****Cockpit Enclosure**

'Francoise' under way**Vessel Layout****Profile Diagram**

CONTACTS

Andrey Shestakov, leading yacht broker of the sales department of Shestakov Yacht Sales Inc. Shestakov Yacht Sales Inc., the official representative of the Miami/Fort Lauderdale FL headquarters.

Contact details

Email: **andrey@shestakovyachtsales.com**

Web: shestakovyachtsales.com/en/

Telephones

USA: **+1(954)274-4435**

Office hours

Monday – Saturday: **9:00 - 21:00 EDT**

Sunday: **closed**

Address



Harbour Towne Marina, 850 NE 3rd St,
STE 213, Dania, FL 33004