

SINE OFF — LAZZARA



Builder: LAZZARA

Year Built: 1995

Model: Motor Yacht

Price: PRICE ON APPLICATION

Location: United States

LOA: 76' 0" (23.16m)

Beam: 19' 8" (5.99m)

Cruise Speed: 21 Kts. (24 MPH)

Max Speed: 1 Kts. (1 MPH)

Our experienced yacht broker, Andrey Shestakov, will help you choose and buy a yacht that best suits your needs **Sine Off — LAZZARA** from **our catalogue**. Presently, at **Shestakov Yacht Sales Inc.**, we have a wide variety of yachts available on **our sale's list**. We also work in close contact with all the big **yacht manufacturers** from all over the world.

If you would like to buy a yacht **Sine Off — LAZZARA** or would like help answering any questions concerning purchasing, selling or chartering a yacht, please call **+1(954)274-4435**

TABLE OF CONTENTS

TABLE OF CONTENTS	2
SPECIFICATIONS	3
Overview	3
Basic Information	3
Dimensions	3
Speed, Capacities and Weight	4
Accommodations	4
Hull and Deck Information	4
Engine Information	4
DETAILED INFORMATION	5
Mechanical	5
Dining	5
Galley	6
Accommodations	6
Electrical Equipment	7
Exclusions	8
Disclaimer	8
PHOTOS	9
CONTACTS	19
Contact details	19
Telephones	19
Office hours	19
Address	19

SPECIFICATIONS

Overview

Not for sale in US waters

Overview

Sine Off is Hull #12 of Dick Lazzara's 76 line, featuring distinctly soft-edged Euro-styling and the host of innovations to be expected in a Lazzara product. Innovatively created to be "water-accessible," the thoughtful layout allows owners and guests to be close to the water, which is, after all, why people buy boats. Sine Off boasts the Sport Deck transom, which includes twin garages for water toys and diving gear, as well as an integrated winch system for retrieving watercraft and tenders on davits that virtually disappear when not in use. Sine Off also boasts the LSR (Lazzara Shrouded Rudder), a unique propulsion system utilizing a welded stainless-steel skeg with an integral prop shaft just forward of a rudder that has a curved mantle on top. Combined with shallow prop tunnels, the result is an extremely efficient drive system that is also highly maneuverable in close quarters. The propeller is protected from damage by the skeg, and the yacht can operate in shallow water with aplomb. As is to be expected, She is well equipped with twin generators, bow thruster, twin davits, stabilizers, anchor windlass and an extensive electronics package that includes color radar, chart plotter, GPS, Icom VHF. Particularly handy is the (Integrated Shipboard Information System) that collects, monitors and displays a vast array of ships systems from the engine status to tank levels to maintenance reminders and, of course, all alarms. The system stores operational data, creating electronic "logbooks" that supplement written records. Lastly, technical specs aside, Sine Off is simply a beautiful motor yacht that truly combines elegance and beauty with function. **Port and Starboard motors had very recent major overhauls, less than 50 hours SMOH.**

Basic Information

Category: Motor Yacht

Model Year: 1995

Year Built: 1995

Country: United States

Dimensions

LOA: 76' 0" (23.16m)

Beam: 19' 8" (5.99m)

Speed, Capacities and Weight

Cruise Speed: 21 Kts. (24 MPH)

Max Speed: 1 Kts. (1 MPH)

Displacement: 94000 Pounds

Water Capacity: 350 Gallons

Holding Tank: 100 Gallons

Fuel Capacity: 1750 Gallons

Accommodations

Total Cabins: 4

Hull and Deck Information

Hull Material: Fiberglass

Engine Information

Engines: 2

Manufacturer: MTU

Model: V12183

Fuel Type: Diesel

DETAILED INFORMATION

Mechanical

Mechanical

- 2 x MTUV12183 under 50 hours SMOH
- 2 x ZF BW165A transmission
- Oil change system
- Stabilizers
- Bow thruster
- Stern thruster
- Trim tabs
- Cruiseair air conditioning
- 2 x Chargers for 24 volt system
- 1 x 20 Amp charger for 12 volt system
- Fireboy system

Underwater Exhaust

Dining

1. Dinette

- 6 Stand alone seats
- Solid wood Dinette Table
- Access to bar area
- Accent Lighting
- China Cabinet
- Storage Compartments
- Easy Access to Galley

- Direct Table Lighting
- Carpeted Dinette

Galley

1. Galley

- Natural Lighting
- Enormous cabinetry storage and drawers
- Full-Size Refrigerator/Freezer
- Dishwasher
- Double Deep Sink with faucet
- Florescent kitchen Lighting
- Accent Lighting
- 4 burner stove with Oven
- Microwave
- Corian Countertops

Accommodations

Master Stateroom

Aft of the foyer area is the large full beam master stateroom. It features a king size bed, two night stands, large settee to port, vanity to starboard, walk-in closet with a built-in safe for valuables and two large dressers. Richly appointed custom made fabrics adorn the bed. Forward is the huge master head with marble floors, twin sinks, linen closet and large shower with with double shower heads, his/her sinks accented with gold faucets and a full size Jacuzzi tub.

- TV
- DVD/CD player
- Stereo
- King Sized Berth

- Vanity with Personal Lights
- Entertainment Center
- Accent and Decor Lighting
- Chairs and loveseat seating

Queen Guest Stateroom

Queen guest berth is covered in custom designer fabrics that attractively flow with the other rooms. The hanging closet is cedar lined and there is ample storage beneath the bed as well as in the dresser. A built-in entertainment center will assure your guest relaxation and comfort. The en-suite head has a sink, toilet and shower stall.

- TV
- DVD player

Twin Guest Stateroom

- Over under bunks
- TV
- En-suite bath and shower
- Small settee
- 2 drawer dresser
- Office

The study/office located in the crew area forward and there is a vhf radio and television. Along with the chair for the desk there is a bench seat that provides additional storage beneath the cushions. Seaworthy shelving above desktop, and additionally in this area are the wine coolers.

Forward Crew Stateroom

The forward crew stateroom has a raised double berth with storage beneath that can be used for professional crew or additional guests. The en-suite head has sink, toilet and shower stall.

- TV • DVD • Stereo

Electrical Equipment

Electrical

- (2) generators
- (2) 24V battery charges port & stbd.
- 12V battery charge isolation transformer
- 100/240V shorepower inlets port & stbd. single 100' cord/ 100 amp
- Glendenning shore power recoil system
- Acme booster
- Interior lighting 115/ 24V Halogen low voltage lighting throughout
- Engine room lights
- Bulwark lights
- 24V receptacles
- Master control panel AC/DC with instrument panel breakers, volt & amp meters









Exclusions





Owner's personal belongings.







Disclaimer

The Company offers the details of this vessel or yacht in good faith but cannot guarantee or warrant the accuracy of this information nor warrant the condition of the vessel. A buyer should instruct his representatives, agents, or his surveyors, to investigate such details as the buyer desires validated. This vessel or yacht is offered subject to prior sale, price change, or withdrawal without notice.

PHOTOS

























CONTACTS

Andrey Shestakov, leading yacht broker of the sales department of Shestakov Yacht Sales Inc. Shestakov Yacht Sales Inc., the official representative of the Miami/Fort Lauderdale FL headquarters.

Contact details

Email: **andrey@shestakovyachtsales.com**

Web: shestakovyachtsales.com/en/

Telephones

USA: **+1(954)274-4435**

Office hours

Monday – Saturday: **9:00 - 21:00** EDT

Sunday: **closed**

Address



Harbour Towne Marina, 850 NE 3rd St, STE 213, Dania, FL 33004