

INDIGO EXPRESS — BUDDY DAVIS



Builder: BUDDY DAVIS

Year Built: 2006

Model: Center Console

Price: PRICE ON APPLICATION

Location: United States

LOA: 34' 0" (10.36m)

Beam: 10' 6" (3.20m)

Min Draft: 2' 10" (0.86m)

Max Draft: 3' 0" (0.91m)

Cruise Speed: 36 Kts. (41 MPH)

Max Speed: 46 Kts. (53 MPH)

Our experienced yacht broker, Andrey Shestakov, will help you choose and buy a yacht that best suits your needs **INDIGO EXPRESS — BUDDY DAVIS** from **our catalogue**. Presently, at **Shestakov Yacht Sales Inc.**, we have a wide variety of yachts available on **our sale's list**. We also work in close contact with all the big **yacht manufacturers** from all over the world.

If you would like to buy a yacht **INDIGO EXPRESS — BUDDY DAVIS** or would like help answering any questions concerning purchasing, selling or chartering a yacht, please call **+1(954)274-4435**

TABLE OF CONTENTS

| | |
|------------------------------|----|
| TABLE OF CONTENTS | 2 |
| SPECIFICATIONS | 5 |
| Basic Information | 5 |
| Dimensions | 5 |
| Speed, Capacities and Weight | 5 |
| Accommodations | 5 |
| Hull and Deck Information | 5 |
| Engine Information | 6 |
| DETAILED INFORMATION | 7 |
| Foredeck | 7 |
| Forward Cockpit | 7 |
| Helm | 7 |
| Center Console Interior | 7 |
| Aft Cockpit | 8 |
| Electrical System | 8 |
| Remarks | 8 |
| Exclusions | 8 |
| Disclaimer | 8 |
| Exclusions | 9 |
| Disclaimer | 9 |
| PHOTOS | 10 |
| Windlass Detail | 10 |
| Bow | 10 |
| Bow Seat | 10 |
| Lockable Rod Storage | 10 |
| Well Between Bow Seats | 10 |
| Starboard Side Deck | 10 |
| Portside Deck | 10 |

| | |
|-----------------------------|----|
| Console Seat | 10 |
| Console | 11 |
| Helm | 11 |
| Helm | 11 |
| Helm Logo | 11 |
| Helm Detail Port | 11 |
| Helm Detail Port | 11 |
| Helm Detail Starboard | 11 |
| Helm Detail Starboard | 11 |
| T Top Forward | 12 |
| T Top Aft | 12 |
| T Top LED Lights | 12 |
| T Top Rupp Riggers | 12 |
| Custom Windshield/Enclosure | 12 |
| Leaning Post/Helm Seat | 12 |
| Electric Panel | 12 |
| Sink | 12 |
| Head | 13 |
| Manuals | 13 |
| Forward Live Well | 13 |
| Forward Live Well | 13 |
| Aft Cockpit | 13 |
| Aft Seat Down | 13 |
| Aft Seat Up | 13 |
| Aft Bilge | 13 |
| Stern Quarter | 14 |
| Aft Well | 14 |
| Electric Reel Socket | 14 |
| T/300 HP Yamahas | 14 |

| | |
|-------------------|----|
| Logo | 14 |
| Alternate Profile | 14 |
| Alternate Profile | 14 |
| Alternate Profile | 14 |
| Alternate Profile | 15 |
| CONTACTS | 16 |
| Contact details | 16 |
| Telephones | 16 |
| Office hours | 16 |
| Address | 16 |

SPECIFICATIONS

Basic Information

Category: Center Console

Sub Category: Walk-around

Model Year: 2006

Year Built: 2006

Country: United States

Vessel Top: Open W/T-Top

Cockpit: Yes

Dimensions

LOA: 34' 0" (10.36m)

Beam: 10' 6" (3.20m)

Min Draft: 2' 10" (0.86m)

Max Draft: 3' 0" (0.91m)

Speed, Capacities and Weight

Cruise Speed: 36 Kts. (41 MPH)

Max Speed: 46 Kts. (53 MPH)

Gross Tonnage: 5 Pounds

Water Capacity: 65 Gallons

Holding Tank: 30 Gallons

Fuel Capacity: 300 Gallons

Accommodations

Total Heads: 1

Hull and Deck Information

Hull Material: Fiberglass

Deck Material: Fiberglass

Hull Configuration: Deep Vee

Hull Designer: Davis

Exterior Designer: Davis

Engine Information

Engines: 2

Manufacturer: Yamaha

Model: 300 4 stroke

Engine Type: Outboard

Fuel Type: Gas

DETAILED INFORMATION

Foredeck

Fiberglass nonskid decks Fortress FX - 16 anchor w/10' chain 100' 5/8" rode Lewmar vertical capstan rope/chain windlass, new 2013 LED running lights in hardtop corners Anchor locker w/deck access hatch Fiberglass bow pulpit w/stainless steel anchor chute & bow roller, new 2013 Grab rail port & starboard extending aft Top opening rod storage lockers port & starboard, forward for 3 rods each (2) Popup bow line cleats (2) Popup spring line cleats Waste pump out fitting to port Fuel fill fitting to port Water fill fitting to starboard Stainless steel bow tow eye

Forward Cockpit

Nonskid fiberglass sole Storage hatch in sole between seats Electric/out bilge pump in sole Port & starboard coaming padding Vee bench seat forward w/removable cushions & storage below, new 2013 Fusion stereo speakers port & starboard Forward facing seat w/removable cushions (2) Fire extinguishers Small storage compartments port & starboard Handrails from midship forward (4) Flush mount rod holders forward

Helm

4" Magnetic Ritchie compass Yamaha engine controls Stainless steel tilt helm wheel New Style single screen Yamaha digital engine monitor Push to start controls Windlass control Lenco trim tab controls (3) Drink holders (2) Raymarine E-120 touch screen MFD's, new 2012, radar, depth, plotter Raymarine P70R autopilot, new 2012 Raymarine i 70 multi digital gauge Carbon fiber dashboard Carbon fiber switch panel dash Fiberglass T top w/overhead storage Icom IC-M 504 VHF mounted in overhead w/remote mic (2) Overhead courtesy lights Raymarine radar Fusion IP700 AM/FM/CD stereo ACR searchlight controls Bench helm seat w/storage below & fold down footrest 3 Side enclosure at helm (2) Rupp Top Gun Z-30 radial outrigger bases w/carbon fiber outriggers Rupp carbon fiber center rigger (2) Sony subwoofers 4' Open array Raymarine radar antenna Partial console cover T-Top pipe is powder coated white

Center Console Interior

Fiberglass inner liner & sole Fiberglass sink & vanity Raritan electric toilet Electric panel aft Portside entry door Starboard side opening porthole (2) Teak bookracks for manuals Mounted life ring & line Sump pump under sole Head diverter valve 30 Gallon polypropylene holding tank Overhead light Stainless steel dock line holder

Aft Cockpit

Nonskid fiberglass sole Live well aft of leaning post Huge large live/catch well in transom (2) Large catch wells below in side decks Walk thru door to swim platform, starboard side Swim ladder in mount to port under gunwale (2) Electric reel outlets, (1) port, (1) starboard (6) Flush mounted rod holders on fiberglass covering boards Upholstered Cockpit coaming (2) Stern cleats under gunwale w/hawse pipes (6) Rocket launchers on aft hardtop rail (5) Rod rocket launchers, forward (2) Fusion stereo speakers (2) Electric bilge pumps under deck (2) Macerator pumps under deck Deck drain sump pump under deck Live well pump under deck (2) Fuel filters under deck Fuel shutoff valves under deck (2) LED Quartz lights on hardtop facing aft (2) Amphibian underwater lights Fresh water wash down Salt water wash down Tackle storage in leaning post Removable folding aft bench seat

Electrical System

(3) Optima 12 volt batteries Blue Sea Systems battery parallel switch (2) Blue Sea Systems battery shutoff switches (12) Breaker protected 12 volt circuits Guest 30 amp battery charger 30 Amp shore cord & plug in

Remarks

Engines covered under Yamaha manufacturer standard warranty until March 16, 2016 INDIGO EXPRESS stands out against similar sized center consoles with her signature Carolina flared bow, high bulwarks and rugged good looks. New 300 HP Yamahas, a full compliment of Raymarine touch screen electronics, new upholstery, riggers and bow seat were all newly fitted in mid 2013.

Dead rise is 24.5 degrees. She is ready to fish!

Exclusions

While every effort was made to list all pertinent included equipment aboard INDIGO EXPRESS, there are some personal belongings aboard. Prospective purchasers should assume any item not specifically mentioned herein will not convey at closing.

Disclaimer

The Company offers the details of this vessel in good faith but cannot guarantee or warrant the accuracy of this information nor warrant the condition of the vessel. A buyer should instruct his agents, or his surveyors, to investigate such details as the buyer desires validated. This vessel is offered subject to prior sale, price change, or withdrawal without notice.

Exclusions


Owner's personal belongings.

Disclaimer


The Company offers the details of this vessel or yacht in good faith but cannot guarantee or warrant the accuracy of this information nor warrant the condition of the vessel. A buyer should instruct his representatives, agents, or his surveyors, to investigate such details as the buyer desires validated. This vessel or yacht is offered subject to prior sale, price change, or withdrawal without notice.

PHOTOS


Windlass Detail




Bow



Bow Seat



Lockable Rod Storage




Well Between Bow Seats



Starboard Side Deck



Portside Deck



Console Seat



Console



Helm



Helm



Helm Logo




Helm Detail Port



Helm Detail Port



Helm Detail Starboard



Helm Detail Starboard



T Top Forward



T Top Aft




T Top LED Lights




T Top Rupp Riggers




Custom Windshield/Enclosure




Leaning Post/Helm Seat



Electric Panel




Sink



Head



Manuals



Forward Live Well




Forward Live Well



Aft Cockpit



Aft Seat Down



Aft Seat Up



Aft Bilge



Stern Quarter



Aft Well



Electric Reel Socket



T/300 HP Yamahas



Logo



Alternate Profile




Alternate Profile



Alternate Profile



Alternate Profile



CONTACTS

Andrey Shestakov, leading yacht broker of the sales department of Shestakov Yacht Sales Inc. Shestakov Yacht Sales Inc., the official representative of the Miami/Fort Lauderdale FL headquarters.

Contact details

Email: **andrey@shestakovyachtsales.com**

Web: shestakovyachtsales.com/en/

Telephones

USA: **+1(954)274-4435**

Office hours

Monday – Saturday: **9:00 - 21:00** EDT

Sunday: **closed**

Address



Harbour Towne Marina, 850 NE 3rd St, STE 213, Dania, FL 33004