

RAINBOW'S END — PACIFICA



Builder: PACIFICA

Year Built: 1988

Model: Motor Yacht

Price: PRICE ON APPLICATION

Location: United States

LOA: 78' 0" (23.77m)

Beam: 17' 5" (5.31m)

Cruise Speed: 15 Kts. (17 MPH)

Max Speed: 22 Kts. (25 MPH)

Our experienced yacht broker, Andrey Shestakov, will help you choose and buy a yacht that best suits your needs **Rainbow's End — PACIFICA** from **our catalogue**. Presently, at **Shestakov Yacht Sales Inc.**, we have a wide variety of yachts available on **our sale's list**. We also work in close contact with all the big **yacht manufacturers** from all over the world.

If you would like to buy a yacht **Rainbow's End — PACIFICA** or would like help answering any questions concerning purchasing, selling or chartering a yacht, please call **+1(954)274-4435**

TABLE OF CONTENTS

TABLE OF CONTENTS	2
SPECIFICATIONS	6
Basic Information	6
Dimensions	6
Speed, Capacities and Weight	6
Accommodations	6
Hull and Deck Information	6
Engine Information	6
DETAILED INFORMATION	7
Salon	7
Galley	7
Electronics & Navigational Equipment	7
Engine Room & Mechanical Equipment	7
Exclusions	8
Disclaimer	8
PHOTOS	9
Salon	9
Salon	9
Salon	9
Salon	9
Salon	9
Bar Stools	9
Galley	9
Galley	9
Galley	10
Laundry	10
Dining	10
Dining	10

Day Head	10
Master Stateroom	10
Master Stateroom	10
Master Stateroom	10
Master Stateroom	11
Master Stateroom	11
Master Head	11
Master Head	11
Forward Stateroom	11
Forward Stateroom	11
Forward Stateroom	11
Forward Stateroom	11
Guest Head	12
Guest Head	12
Crew Quarters	12
Crew Quarters	12
Crew Head	12
Den	12
Den	12
Den	12
Den	13
Den	13
Pilothouse	13
Pilothouse	13
Pilothouse	13
Pilothouse	13
Pilothouse	13
Pilothouse	13
Pilothouse	14

Aft Deck	14
Aft Deck	14
Aft Deck	14
Aft Deck	14
Aft Deck	14
Salon Aft Deck	14
Salon Aft Deck	14
Salon Aft Deck	15
Salon Aft Deck	15
Salon Aft Deck	15
Salon Aft Deck	15
Upper Deck	15
Upper Deck	15
Upper Deck	15
Upper Deck	15
Upper Deck	16
Upper Deck	16
Upper Deck	16
Upper Deck	16
Upper Deck	16
Upper Deck	16
Upper Deck	16
Upper Deck	16
Upper Deck	16
Upper Deck	17
Upper Deck	17
Upper Deck	17
Upper Deck	17
Upper Deck	17
Upper Deck	17
Bow	17

Bow	17
Bow	18
Engine Room	18
Engine Room	18
Engine Room	18
Engine Room	18
Engine Room	18
Bow	18
Bow	18
Rainbow's End	19
Rainbow's End	19
Bow Profile	19
Rainbow's End	19
Rainbow's End	19
Rainbow's End	19
Rainbow's End	19
Rainbow's End	19
Aft Profile	20
Rainbow's End	20
Rainbow's End	20
CONTACTS	21
Contact details	21
Telephones	21
Office hours	21
Address	21

SPECIFICATIONS

Basic Information

Category: Motor Yacht

Model Year: 1989

Year Built: 1988

Country: United States

Dimensions

LOA: 78' 0" (23.77m)

Beam: 17' 5" (5.31m)

Speed, Capacities and Weight

Cruise Speed: 15 Kts. (17 MPH)

Max Speed: 22 Kts. (25 MPH)

Water Capacity: 500 Gallons

Holding Tank: 150 Gallons

Fuel Capacity: 2050 Gallons

Accommodations

Total Cabins: 4

Hull and Deck Information

Hull Material: Fiberglass

Engine Information

Engines: 2

Manufacturer: Detroit Diesel

Engine Type: Inboard

Fuel Type: Diesel

DETAILED INFORMATION

Salon

- 36" Toshiba TV
- Wood paneling
- Large seating area
- Expandable dining table
- Ice maker
- Dining area with LEDs and elegant mood lighting

Galley

- Stainless steel Whirlpool double door refrigerator
- Nautilus mircotek stove
- GE microwave oven
- Bar area
- (3) Swivel bar stools
- Marble countertops

Electronics & Navigational Equipment

- Datamarine Digital depth sounder
- B&G Network Auto Pilot
- Sony Radio
- VHF - ICom IC-M59 & Raytheon Ray 410
- Garmin 4212 GPS & GPS Loran 800
- Bose Cockpit Speakers
- Sony CD player
- Garmin 4212 Radar
- Samsung blue ray DVD player
- D-13 Trac Vision
- Northstar 80 X
- Raymarine depth
- Rayline search light

Engine Room & Mechanical Equipment

- Detroit 8/71 Turbo 660 HP with 300hrs SMOH
- 1500-1600 mile range at 10 Knots cruises up to 19 Knots
- Naiad stabilizers

- All new hoses and clamps Air seps
- (4) 8 D batteries
- Onan Marine generator 23 KW 1821 hrs
- Onan Gen 18 KW 1021 Hrs
- Horizon Seafarer water maker 1000 GPD w/automatic refill HRO SYSTEM
- 6 Cruise Air varies sizes 2/8 2/16,1/12
- Allison gears
- New hot water heaters that feed off the day tanks
- Racor fuel system
- Bilge high water alarm
- (2) Pro Mariner battery chargers
- Bow thruster
- Glendining Sycronizer and shore cord return
- 32 Volt Ship System

Exclusions

Owner's personal belongings.

Disclaimer

The Company offers the details of this vessel or yacht in good faith but cannot guarantee or warrant the accuracy of this information nor warrant the condition of the vessel. A buyer should instruct his representatives, agents, or his surveyors, to investigate such details as the buyer desires validated. This vessel or yacht is offered subject to prior sale, price change, or withdrawal without notice.

PHOTOS

Salon



Salon




Salon



Salon



Salon



Bar Stools




Galley



Galley



Galley



Laundry



Dining



Dining




Day Head




Master Stateroom




Master Stateroom




Master Stateroom



Master Stateroom




Master Stateroom



Master Head




Master Head




Forward Stateroom




Forward Stateroom



Forward Stateroom



Forward Stateroom



Guest Head



Guest Head



Crew Quarters



Crew Quarters




Crew Head



Den



Den



Den



Den



Den



Pilothouse



Pilothouse



Pilothouse



Pilothouse



Pilothouse



Pilothouse



Pilothouse




Aft Deck



Aft Deck



Aft Deck



Aft Deck




Aft Deck



Salon Aft Deck




Salon Aft Deck



Salon Aft Deck



Salon Aft Deck



Salon Aft Deck




Salon Aft Deck




Upper Deck




Upper Deck



Upper Deck



Upper Deck



Upper Deck



Upper Deck



Upper Deck



Upper Deck




Upper Deck



Upper Deck



Upper Deck



Upper Deck



Upper Deck



Upper Deck



Upper Deck



Upper Deck



Upper Deck



Bow



Bow



Bow



Engine Room



Engine Room



Engine Room



Engine Room



Engine Room



Bow




Bow



Rainbow's End




Rainbow's End



Bow Profile




Rainbow's End



Rainbow's End




Rainbow's End



Rainbow's End



Rainbow's End




Aft Profile



Rainbow's End



Rainbow's End



CONTACTS

Andrey Shestakov, leading yacht broker of the sales department of Shestakov Yacht Sales Inc. Shestakov Yacht Sales Inc., the official representative of the Miami/Fort Lauderdale FL headquarters.

Contact details

Email: **andrey@shestakovyachtsales.com**

Web: shestakovyachtsales.com/en/

Telephones

USA: **+1(954)274-4435**

Office hours

Monday – Saturday: **9:00 - 21:00** EDT

Sunday: **closed**

Address



Harbour Towne Marina, 850 NE 3rd St, STE 213, Dania, FL 33004