

## DIASTOLE — TARTAN



**Builder:** TARTAN

**Year Built:** 2013

**Model:** Cruising/Racing Sailboat

**Price:** PRICE ON APPLICATION

**Location:** United States

**LOA:** 40' 0" (12.19m)

**Beam:** 13' 0" (3.96m)

**Max Draft:** 5' 0" (1.52m)

Our experienced yacht broker, Andrey Shestakov, will help you choose and buy a yacht that best suits your needs **DIASTOLE — TARTAN** from our catalogue. Presently, at Shestakov Yacht Sales Inc., we have a wide variety of yachts available on our sale's list. We also work in close contact with all the big yacht manufacturers from all over the world.

If you would like to buy a yacht **DIASTOLE — TARTAN** or would like help answering any questions concerning purchasing, selling or chartering a yacht, please call **+1(954)274-4435**

# TABLE OF CONTENTS

TABLE OF CONTENTS	2
SPECIFICATIONS	5
Basic Information	5
Dimensions	5
Speed, Capacities and Weight	5
Hull and Deck Information	5
Engine Information	5
DETAILED INFORMATION	6
Tartan 4000	6
Interior	6
Accommodations & Storage	7
Galley	8
Head	8
Electronics & Entertainment	8
Electrical	9
Deck Hardware	9
Deck Construction	10
Hull	11
Canvas	11
Sail Area	11
Keel Details	12
Performance Ratios	12
Ventilation	12
Engine	12
Design Dimensions & Capacities	13
**PHOTOGRAPHY NOTES**	13
Exclusions	13
Disclaimer	13

PHOTOS	14
Bow view under sail-Sistership	14
Port View under sail-Sistership	14
Under sail looking down 2-Sistership	14
Aft view under sail-Sistership	14
Diastole Under Sail	15
Under sail looking down-Sistership	15
Diastole Under Sail 2	15
Diastole Under Sail 3	15
Diastole at Anchor 2	16
Diastole at Anchor	16
Diastole at Dock	16
Diastole Interior Overview	16
Diastole Starboard Salon	16
Diastole Port Salon	16
Diastole Nav Station	17
Diastole Head	17
Diastole Galley	17
Diastole Cockpit Overview	17
Diastole Starboard Helm	17
Diastole Cockpit 1	17
Diastole Foredeck	18
Cockpit Overview-Sistership	18
Cockpit Looking Aft-Sistership	18
Cockpit-Sistership	18
Galley-Sistership	18
Starboard Salon-Sistership	18
Forward Stateroom-Sistership	19
Aft Stateroom-Sistership	19

---

Line Drawing	19
Head-Sistership	19
Deck Hardware	19
Layout	19
Winch	20
Rigging	20
Rigging 2	20
Rigging 3	20
Rigging 4	21
Dorade	21
Windlass	21
Rigging 5	21
Rigging 7	22
Rigging 6	22
Bow	22
Diastole Engine	22
CONTACTS	23
Contact details	23
Telephones	23
Office hours	23
Address	23

---

# SPECIFICATIONS

---

## Basic Information

---

**Category:** Cruising/Racing Sailboat

**Model Year:** 2013

**Year Built:** 2013

**Country:** United States

## Dimensions

---

**LOA:** 40' 0" (12.19m)

**LWL:** 36' 5" (11.10m)

**Beam:** 13' 0" (3.96m)

**Max Draft:** 5' 0" (1.52m)

**Clearance:** 63' 0" (19.20m)

## Speed, Capacities and Weight

---

**Displacement:** 20104 Pounds

**Water Capacity:** 100 Gallons

**Fuel Capacity:** 50 Gallons

## Hull and Deck Information

---

**Hull Material:** Fiberglass

## Engine Information

---

**Engines:** 1

**Manufacturer:** Volvo Penta

**Model:** Sail Drive

**Engine Type:** Inboard

**Fuel Type:** Diesel

---

# DETAILED INFORMATION

---

## Tartan 4000

---

The Tartan 4000 design embodies all of the recent Tartan leading technologies and advanced performance cruising conveniences. CCR (Cruise Control Rig), carbon fiber mast, boom and rudder, infused BPA epoxy composite hull and deck, all lead low center of gravity bulb keels give cruising performance advantages that other builders cannot match. Of course Tartan is known for the finest interior joinerwork and creative interior arrangement plans. The 4000 features handcrafted, solid stock cherry cabinetry befitting the finest sailing yachts built in America. The beauty of her varnished solid stock cabin sole is simply striking. This is not your cookie cutter production interior found in mass-produced boats. The forward cabin is dedicated as the owner's stateroom. It is opulently appointed with tongue and groove cherry hull sealings, extensive cabinetry, island berth and ensuite head with stall shower. Her main cabin is the social center of the interior with comfortable sofa seating, a drop leaf table and furniture grade cabinets. The cook will enjoy a galley that has been optimized to include thoughtful storage, extensive counter space, top and front access icebox and the best in marine appliances. The nav station is the center for on board systems control.

The engineered electrical system and navigation equipment all have their place and are conveniently located for operation. Aft, the 4000 is available in a single second cabin layout with large cockpit access storage or as a split 2 cabin arrangement.

On deck the 4000 features details that deliver good looks, comfort and security. Wide side decks and molded bulwarks with a solid teak caprail provide safe and secure movement fore and aft. Ventilation on a Tartan is second to none, and the 4000 continues this tradition with all opening stainless steel houseside portlights, cockpit portlights, stainless steel deck hatches and 4 stainless steel dorade ventilators with stainless guards. Stainless steel handrails running the length of the housetop within easy reach, provide safe on deck maneuvering in the roughest conditions. The cockpit is all about comfort and convenience. A twin wheel layout provides easy centerline access aft to the hinged boarding/swim platform and also places the helmsman in a great sailing position. The seats are contoured for comfort and flank a stowable teak cockpit table.

The 4000 represents Tartan's latest in performance cruising. Hand crafted in America, she is a fitting addition to the 50-year heritage of Tartan Yachts.

---

## Interior

---

- Structural fiberglass timbers bonded to hull to carry mast and keel loads
- Structural bulkheads bonded to hull and deck

- Maple pressure laminate faced bulkheads and risers
- Solid stock Maple trim throughout
- Solid stock raised panel Maple cabinet doors
- Solid stock raised panel Maple passage doors in maple door jambs
- Polished chrome mortised door lock sets
- Solid stock Maple cabinet faces throughout
- Positive lock polished chrome cabinet hardware
- Solid Maple face, dovetail joined, all wood drawers throughout
- Cherry main salon table with Tartan logo inlay and centerline drawer storage
- Tongue and groove solid Maple hull ceilings throughout
- Easy maintenance molded FRP panels with Maple battened overhead
- Varnished solid stock teak cabin sole with extensive access hatches

## Accommodations & Storage

---

- Forward cabin with storage lockers, hanging locker, shelves and dovetail drawers
- Approximately 78" x 64" berth in forward cabin with quilted mattress
- Furniture grade main cabin settees and seats with contoured cushions
- Maple cabinets with ventilated raised panel doors throughout main salon
- 85" sofa style port main cabin settee with slide out extension to form double berth
- 72" sofa style settee w/ removable end cushion to form 84" berth
- Large storage outboard of main cabin seat backs
- Forward-facing navigation station with chart storage and drawers
- Navigation cabinets with installation space for extensive electronics • Aft cabin with lockers, hanging locker and shelves
- Full width 78" x 56" double berth in aft cabin with quilted mattress • Storage below berths
- Sail & Anchor locker forward
- Cockpit seat locker
- Cockpit lazarette hatches port and starboard
- Propane gas bottle storage in cockpit for two 10 lb tanks

**Layout Changes**-Salon entrance to head deleted to allow for flat screen TV and wrap around couch. Nav station overhead storage cabinets deleted.

---

## Galley

---

- 3 burner Force 10 gimballed LPG stove with oven and broiler
- LPG sniffer with automatic shut off
- Maple faced cabinetry with raised panel access doors
- Maple faced, dovetailed cutlery drawers
- Molded 9" deep double sinks with faucet and manual foot pump
- Granicote solid surface galley countertops
- Storage under galley sink through ventilated raised panel Maple doors
- Molded icebox with Granicote solid surface counter top and 4" foam insulation
- Refrigeration system \*\*upgraded with keel cooler\*\*
- Hot and cold pressure water with service access to pump and plumbing
- Polyethylene tubing and Whale mechanical fittings for freshwater plumbing
- 120 gallons of freshwater tankage with distribution manifold
- 10 gallon water heater, operates on 110 VAC or engine heat exchanger

---

## Head

---

- Head Door From Salon Deleted
- Sea Land Master Flush 8100 Macerating head flushes with fresh or raw water \*\*UPGRADE\*\*
- Toilet on elevated pedestal \*\*UPGRADE\*\*
- 20 gallon holding tank
- Deck pump out, vent and macerator pump for holding tank
- Y-valve with direct overboard discharge
- Holding tank remote level indicator
- Premium marine grade sanitation hose
- Separate stall shower with Plexiglas enclosure and molded seat
- Shower drains to sump box with automatic overboard discharge
- Premium marine grade head faucet and shower mixer
- Molded Granicote solid surface counter tops with integral sink
- Utility storage under sink and in shower through polyethylene doors
- Solid Maple face upper vanity cabinet with storage
- flip-up shaving mirror

---

## Electronics & Entertainment

---

- Raymarine Hybrid Touch Chart Plotter
- Raymarine i70 displays (2) at companionway with wind, speed and depth
- Raymarine p70 Smart Pilot X-30 below deck autopilot
- Raymarine VHF radio with Ram remote at helm
- Raymarine Seataalk NG backbone system



- AM/FM/CD Stereo with two interior and two exterior speakers
- Flat Screen TV in Salon
- HD Television Antenna 32"

---

## Electrical

---

- MASE Power 4KW Diesel Generator w/575 Hours-Fresh Water Cooled **\*\*UPGRADE\*\***
- Dual Zone Airconditioning
- Batteries: (2) AGM 8D house, (1) AGM Group 27 emergency start
- 2 KW inverter/charger
- Polished chrome and stainless steel interior lighting
- Automatic lights in hanging and main cabin lockers
- Service lighting in engine compartment and deck lockers
- Directional reading lights at berths and main cabin settees
- Directional spotlights over main cabin table
- Recessed, dimmable overhead spotlights in main, forward and aft cabins
- Interior, cockpit and swim platform courtesy lighting
- Dual 30 amp shore power services
- Shore power cords
- 110 VAC digital metered distribution panel
- 110 VAC shore power outlets in each cabin with GFI protection
- 12 VDC digital metered distribution panel
- Battery selector switch
- Electrical bonding system
- Electric sump pump with automatic float switch for icebox and shower drains
- Electric bilge pump with automatic float switch with manual override
- High water bilge alarm
- UL approved, stranded, tinned copper wiring
- Wiring bundled in PVC conduit with room for future installations
- All wiring chafe protected where it passes through internal structure
- ABYC compliant color coded wiring throughout
- USCG approved navigation lights on bow rail, stern rail and mast

---

## Deck Hardware

---

- KATO 230 lifting crane and Edson mount for an Outboard Motor mounted on Stern Rail
- 2) Harken 50.2 STC (self-tailing chrome) primary genoa winches
- (1) Harken 46.2 STC (self-tailing chrome) aft house top winch
- (1) Harken 46.2 STEC electric main halyard winch

- (10) Spinlock rope clutches for aft sail control leads
- Harken self-tacking jib traveler with double ended sheet led to primary winches
- Harken aft lead control blocks
- Harken turning blocks at base of mast for aft sail control leads
- Harken mainsheet traveler with double ended sheet led to primary winches
- Harken main and jib sheet turning blocks with lock-offs
- (3) Harken aluminum winch handles
- 27" x 1 1/8" diameter stainless steel stanchions
- 27" x 1 1/8" tube double stainless steel bow rail with navigation light
- 27" x 1 1/8" tube double stainless steel split stern rail with navigation light
- 1 x 19 double lifelines with port, starboard, and transom boarding gates
- Custom fabricated stainless steel stem fitting with integral double bow roller
- Bulwark mounted teak cap rails through bolted to hull flange
- Custom stainless steel breast plates for mooring line chafe protection
- (6) Custom cast rail mount chocks for mooring cleats
- (6) Stainless steel 10" mooring cleats
- Custom stainless steel mast collar with multiple attachments for blocks
- (2) Polished chrome 4" dorades on teak dorade caps with stainless steel guards
- Polished stainless steel outboard genoa track for reacher
- Companionway hatch sea hood with instrument pod
- Match molded anchor locker lid with latch
- Offshore ready, match molded, and gasketed cockpit seat hatches
- Deck drains to waterline discharge, eliminates hull streaking
- Teak housetop handrails
- Manual cockpit mounted bilge pump
- Hinge-down swim platform with a retracting stainless swim steel ladder

---

## Deck Construction

- NPG Isophthalic gelcoat
- Infused epoxy modified vinylester deck
- CNC computer cut sealed end grain balsa coring
- Locally reinforced at high load areas
- Molded nonskid surface on working areas
- All deck penetrations made into solid fiberglass “core windows”
- 6061 T6 aluminum backing plates added at lamination for all loaded hardware
- Inward facing hull flange
- Molded 6061 aluminum bar forming a full length backing plate for hull /deck joint
- Hull to deck joint fasteners meet or exceed ABS standard for offshore use
- Hull to deck joint bonded with 3M 5200 adhesive sealant

## Hull

- NPG Isophthalic gelcoat
- Infused epoxy modified vinylester hull
- Locally reinforced at high load areas
- Closed cell synthetic foam hull coring
- Resin infused hull laminated in “one shot” eliminating secondary bonding of structural materials
- Built to meet ABS Plan Certification
- Internal structural grid designed to carry rig and keel loads, glass taped into hull
- UL and ABS approved, corrosion free Marelon flush thru hull fittings
- All hull penetrations made into solid fiberglass “core windows”
- Interior surfaces painted out with enamel gelcoat for aesthetics
- Transferrable 15-year hull structural and blister warranty

## Canvas

- Custom Bimini
- Dodger
- Connector
- Winch Covers

## Sail Area

I, Self tacking jib	55.58	Square Feet
J, Self tacking jib	16.25	Square Feet

I, Reacher	59.33	Square Feet
J, Reacher	17.58	Square Fee
P	53.25	Square Feet
E	16.5	Square Feet
Total Sail Area, ST Jib	890.9	Square Feet
Mainsail Area	439.3	Square Feet
Sail Area 150% Reacher	82.2	Square Feet

## Keel Details

---

Keel Type: Beavertail Ballast: 8000 lbs Displacement: 20104 lbs Draft:  
5' 0" \*\*UPGRADE\*\*

## Performance Ratios

---

Ballast/displacement	33.6
Displacement/length	186.1
Sail area/displacement	19.3

## Ventilation

---

- (6) Stainless steel unlimited offshore CE approved deck hatches
- (12) Cabin side mounted stainless steel opening port lights with fly screens
- (2) Cockpit mounted stainless steel opening port lights with fly screens
- (2) 4" Chrome dorade vents with stainless steel guard
- Lexan sliding companionway hatch with solid teak hatch boards and trim

## Engine

---

- 55 hp Volvo diesel with 689 Hours
- Sail drive with three blade folding prop

- 60 gallon fuel tank capacity with remote gauge
- Fuel filter/water separator
- Lead lined engine insulation
- Engine service access front, top, sides, and aft

---

## Design Dimensions & Capacities

---

• LOA	40.7'
• LWL	36.4'
• Beam	13'
• Draft	5' **UPGRADE**
• Bridge Clearance	63' **UPGRADE**
• Displacement	20,104 lbs
• Ballast	8,000 lbs
• Fuel	75 gallons
• Water	120 gallons

---

## \*\*PHOTOGRAPHY NOTES\*\*

---

Several photos are factory Sistership photos. Photos of actual vessel reference "DIASTOLE"  
Please be sure to click the video tab to view a very thorough introduction to the Tartan 4000.

---

## Exclusions

---

Owner's personal belongings.

---

## Disclaimer

---

The Company offers the details of this vessel or yacht in good faith but cannot guarantee or warrant the accuracy of this information nor warrant the condition of the vessel. A buyer should instruct his representatives, agents, or his surveyors, to investigate such details as the buyer desires validated. This vessel or yacht is offered subject to prior sale, price change, or withdrawal without notice.

# PHOTOS

**Bow view under sail-Sistership**



**Port View under sail-Sistership**




**Aft view under sail-Sistership**



**Under sail looking down 2-Sistership**



**Under sail looking down-Sistership**



**Diastole Under Sail**



**Diastole Under Sail 2**



**Diastole Under Sail 3**



**Diastole at Anchor 2**



**Diastole at Anchor**



**Diastole at Dock**



**Diastole Interior Overview**



**Diastole Starboard Salon**



**Diastole Port Salon**





**Diastole Nav Station**



**Diastole Head**



**Diastole Galley**



**Diastole Cockpit Overview**



**Diastole Starboard Helm**



**Diastole Cockpit 1**



**Diastole Foredeck**



**Cockpit Overview-Sistership**



**Cockpit Looking Aft-Sistership**



**Cockpit-Sistership**



**Starboard Salon-Sistership**



**Galley-Sistership**



**Forward Stateroom-Sistership**



**Aft Stateroom-Sistership**



**Head-Sistership**



**Line Drawing**



**Layout**



**Deck Hardware**




**Winch**




**Rigging**



**Rigging 2**



**Rigging 3**



**Rigging 4**



**Dorade**



**Windlass**



**Rigging 5**



**Rigging 6**



**Rigging 7**



**Bow**



**Diastole Engine**



# CONTACTS

---

Andrey Shestakov, leading yacht broker of the sales department of Shestakov Yacht Sales Inc. Shestakov Yacht Sales Inc., the official representative of the Miami/Fort Lauderdale FL headquarters.

## Contact details

---

Email: [andrey@shestakovyachtsales.com](mailto:andrey@shestakovyachtsales.com)

Web: [shestakovyachtsales.com/en/](http://shestakovyachtsales.com/en/)

## Telephones

---

USA: +1(954)274-4435

## Office hours

---

Monday – Saturday: **9:00 - 21:00** EDT

Sunday: **closed**

## Address

---



Harbour Towne Marina, 850 NE 3rd St,  
STE 213, Dania, FL 33004