

MISS ETHEL — CABO



Builder: CABO

Year Built: 1999

Model: Sport Fisherman

Price: PRICE ON APPLICATION

Location: Bahamas

LOA: 31' 0" (9.45m)

Beam: 12' 5" (3.78m)

Max Draft: 3' 2" (0.97m)

Our experienced yacht broker, Andrey Shestakov, will help you choose and buy a yacht that best suits your needs **Miss Ethel — CABO** from our catalogue. Presently, at Shestakov Yacht Sales Inc., we have a wide variety of yachts available on our sale's list. We also work in close contact with all the big yacht manufacturers from all over the world.

If you would like to buy a yacht **Miss Ethel — CABO** or would like help answering any questions concerning purchasing, selling or chartering a yacht, please call **+1(954)274-4435**

TABLE OF CONTENTS

TABLE OF CONTENTS	2
SPECIFICATIONS	3
Overview	3
Basic Information	3
Dimensions	3
Speed, Capacities and Weight	3
Accommodations	3
Hull and Deck Information	4
Engine Information	4
DETAILED INFORMATION	5
Manufacturer Provided Description	5
Equipment List	5
Exclusions	7
Disclaimer	7
PHOTOS	9
Manufacturer Provided Image	14
CONTACTS	15
Contact details	15
Telephones	15
Office hours	15
Address	15

SPECIFICATIONS

Overview

This Cabo 31 Express is truly a premium offshore fisherman in every sense. She boasts precise handling, exceptional performance and superb engineering. She is set apart from just about every other boat in her class.

- Generator recently rebuilt, currently has 10 hours
- Seller has all maintenance records
- Isinglass replaced in July 2014
- Custom foldable outriggers
- Bottom painted in August 2015
- New heat exchangers Oct 2015

DYSID:3003914

Basic Information

Category: Sport Fisherman

Model Year: 1999

Year Built: 1999

Country: Bahamas

Dimensions

LOA: 31' 0" (9.45m)

Beam: 12' 5" (3.78m)

Max Draft: 3' 2" (0.97m)

Speed, Capacities and Weight

Displacement: 18300 Pounds

Water Capacity: 50 Gallons

Fuel Capacity: 320 Gallons

Accommodations

Total Berths: 4

Hull and Deck Information

Hull Material: Fiberglass

Hull Configuration: Deep Vee

Engine Information

Engines: 2

Manufacturer: Cummings

Engine Type: Inboard

Fuel Type: Diesel

DETAILED INFORMATION

Manufacturer Provided Description

Whether trolling or drifting, the Cabo 31 Express rolls gently and predictably. Cabo Yachts has built its reputation on making fishing boats and as such, the Cabo 31 offers every amenity an experienced fisherman could want. From cockpit washdowns to large, dual fish boxes, from an incredibly complete tackle and bait prep center, to rod storage for a dozen big-tackle rigs, the Cabo runs to the fishing grounds fully armed. Cabo Yachts and designer Lou Codega combined their knowledge and skill to produce a hull with an 18.5-degree transom deadrise, and wide reversed chines provide exceptional roll stability for trolling in a beam sea, while the deep forefoot, and 46-degree deadrise at the bow provide the softest head-sea ride possible. It is the perfect compromise between deep-V running ability and moderate-V fuel efficiency. A 12-foot 5-inch beam carried well forward provides buoyancy to lift the bow up over the steepest wave while providing extraordinary internal living space. The first thing noticed upon approaching a Cabo 31 is the gleam - Cabo Yachts uses only quality gelcoats. A solid fiberglass bottom consisting of biaxial stitched fiberglass roving assures a rock solid and secure hull. From the waterline to the rails, the Cabo incorporates Baltek end-grain balsa coring for strength without performance-hindering weight. And to augment the hull's external integrity, Cabo Yachts employs a structural module that eliminates torsional flex, and makes the entire hull and interior one solid piece that will build confidence, even in severe conditions. The Cabo 31 has an optional teak and holly cabin sole - the base for rich fabrics, recessed lighting, and decorator upholstery. Solid Corian counters and plush sleeping accommodations are standard. The galley has an electric stove, microwave oven, and refrigerator and freezer. The substantial head provides a good hot shower after swimming or a hard day on the water as well as a comfortable, well-lit vanity when heading out for the evening. The cabin of the Cabo 31 is both elegant for entertaining and offers abundant rod storage for the serious offshore angler.

Equipment List

Cabo 31 Express Specifications - Standard Equipment Hull - Molded fiberglass construction using premium vinylester resin and biaxial stitched fabric reinforcement - Solid fiberglass bottom construction - Core construction from upper chine to sheer - Premium quality molded-in white gelcoat finish - Boot striping (choice of colors) - Bottom paint complete preparation - 2 coats epoxy, 2 coats antifouling paint, black standard - Stainless steel rub strip on face of white high-density rub rail - Trim tabs, fully recessed Deck - Molded fiberglass using premium polyester resin, biaxial stitched fabric reinforcements and core construction - Premium quality molded-in white gelcoat finish - Molded-in non-skid surface - Bow platform of integral molded fiberglass - Recessed custom stainless steel anchor roller assembly - Custom deck rails, aluminum - Bow cleats, 10-inch stainless steel - Springline cleats, 10-inch stainless steel - Stern cleats, 10-inch stainless steel - Stern hawse pipes, stainless steel - Windshield, heavy duty welded aluminum construction, white painted finish, including electrically-actuated center vent - Two windshield wipers, self-parking - Aluminum reinforcing plate installed for mounting fighting chair Cockpit -

Icebox, starboard side fitted with custom gasketed lid, gas spring actuator - Bait prep center, portside, includes sink, rigging board, fitted with custom lid, gas spring actuator, and triple storage - Fish box, large capacity, built into the transom, with large over board drain - Fish box, large capacity, removable, built into cockpit sole - Gaff racks, port and starboard - Rod holders (4) - Self-bailing cockpit scuppers - Step - storage boxes, port and starboard - Transom door with top gate, extreme duty polished stainless hardware - Washdown, freshwater, portside - Washdown, salt water with hose and pistol grip nozzle, starboard side Helm Deck - Molded fiberglass helm deck, hydraulically lifted with cockpit control unit - Storage cabinet with tackle drawers - Helm console, integrally molded - Helm seat, adjustable bench - Settee portside - Sliding companionway door, white translucent acrylic with latch, lock and safety stop Helm Console - Compass with light, flush-mounted - Complete custom engine instrument panel with audible warning system - Custom switch panel - Dual-lever engine controls - Fire and bilge water level alarms, audible - Aluminum helm wheel - Canvas console cover Mechanical - Coast Guard approved metal braided fuel lines - Bilge has white gelcoated finish - Bilge pumps, three 12V automatic - manual - Emergency bilge suction valve on one engine - Bonding system with transom zinc plate - Double hose clamps on all hose fittings where possible, stainless steel - Double constant torque stainless steel clamps on exhaust hoses - Engine alarm system - Engine hour meters (2) - Engine room sound insulation, high-density barrier - foam sandwich, silver Mylar faced - Fiberglass fuel tank - Freshwater cooling on main engines - Fuel filters with water separators on main engines and optional generator - Fire extinguishing system, automatic - High water bilge alarm - Holding tank, macerator, overboard and dockside discharge - Water heater, stainless steel - Hydraulic engine controls (Hynautic) - Mufflers, fiberglass with large backwash surge chambers - Propeller shafts, high-strength stainless steel, 1.75 inch diameter, double taper couplers - Propellers, 4-blade Nibral (diesel) - Rudders, high-strength bronze - Stuffing boxes, dripless lip seal type - Seacocks, UL approved for marine application, bronze, fitted on all through-hulls below waterline - Bronze high-speed water intake scoops with integral seawater strainers Electrical - Custom AC electrical distribution panel with line voltage and load meters, reverse polarity light and main breakers that trip with reverse polarity - Custom DC electrical distribution panel with battery voltage and load meters - Circuit breaker protection throughout - Battery paralleling switch, vapor-proof - Battery on - off switches, vapor-proof - Batteries (3), heavy duty 30 AH with battery boxes - Bonded electrical system - Converter - battery charger, automatic - Engine room lighting, 12V - Horn, recessed dual air trumpet, shipped uninstalled - Navigation lights, shipped uninstalled to mount on arch, hardtop or tower - 30 amp shorepower with 50-foot shore cord Main Cabin - Access hatch to bilge - Lighting is recessed halogen - L-shaped lounge converts to upper and lower sleeping berths - Interior teak superbly joined and finished in satin varnish - Positive latches used on cabinet doors and drawers - Removable deep pile carpet - Built-in TV with cable hook-up - 110 volt duplex outlet, GFI protected Galley - Cook top, one-burner electric, recessed with Corian cover - Corian countertop (standard Aurora) with custom Corian sea rails - Countertop lighting - recessed halogen - Microwave oven - Positive latches used on cabinet doors and drawers - Refrigerator, AC-DC with top freezer - Sink, deep single, polished stainless steel - Storage compartments - 110 volt duplex outlet, GFI protected Forward Stateroom - Access to anchor rope locker - V-Berth: dinette converts to large double bed, storage below - Positive latches used on cabinet doors and drawers - Recessed halogen lights - Deck hatch opening - Rod storage cabinets port and starboard; total 8 rods Head

Compartment - Custom vanity with storage cabinet and mirror - Head, electric - Lighting is 12 volt recessed halogen - Positive latches used on cabinet doors and drawers - Vanity sink - Shower, handheld with automatic shower sump pump - Toiletry storage cabinet, with sliding mirror doors - Towel rack - Rod storage rack for 3 rods Safety Equipment - Anchor, 20-foot chain, 250-foot rode, life jackets, throwable PFD, fire extinguisher, docklines, fenders, distress signaling device, flashlight, emergency horn, first aid kit Cabo 31 Express Optional Equipment Diesel - Twin Caterpillar 3126TA, 350 hp, 6.6 liter (402 cu. in.) inline 6, 4-cycle, 2800 RPM, turbo-charged and after-cooled, freshwater cooled, marine diesel inboard; Transmissions ZF IRM220A-1; 1.533:1 reduction - Twin Caterpillar 3126TA, 385 hp, 7.2 liter (439 cu. in.) inline 6, 4-cycle, 2800 RPM, turbo-charged and after-cooled, freshwater cooled, marine diesel inboard; Transmissions ZF IRM 280A-2; 1.483:1 reduction. - Twin Caterpillar 3126TA, 420 hp, 7.2 liter(439 cu. in.) inline 6, 4-cycle, 2800 RPM, turbo-charged and after-cooled, freshwater cooled, marine diesel inboard; Transmissions ZF IRM 280A-2; 1.483:1 reduction. - Twin Yanmar 6LYA-STE, 350 hp, 5.18 liter (316 cu.in.) inline 6, 4-cycle, 3300 RPM, turbo-charged and intercooled, freshwater cooled, marine diesel inboard; 2:1 reduction. - Twin Yanmar 6LY2A-STE, 420 hp, 5.813 liter (354.71 cu.in.) inline 6-cylinder, 4-cycle, 3300 RPM, turbo-charged and intercooled, freshwater cooled, marine diesel inboard; 1.6:1 reduction. - ZF HSWE -110TS 2-speed transmission available only with Yanmar engine Interior - Ice maker, 110V, installed under helm seat - Air conditioning, reverse cycle - Stereo, AM-FM CD, 12V with six speakers - Teak & holly sole in lieu of carpet - Alternate color Corian countertop - Optional double berth forward interior Interior Fabric - Ultra nylon simulated leather sofa - Leather sofa (finest full grain) Sportfishing - Livewell in portside of helm deck in lieu of sink and tackle storage cabinet - Livewell in lieu of transom fish box - Coaming padding in cockpit - Refrigerated helm deck icebox, 12V system - Freezer plates, 110V system, in helm deck icebox Generator - 5 kW freshwater-cooled diesel generator with seawater strainer, remote start and gauge panel, water muffler, safety shutdown system and 70 amp deep cycle battery - 7.6 kW freshwater-cooled diesel generator with seawater strainer, remote start and gauge panel, water muffler, safety shutdown system and 70 amp deep cycle battery - Generator is not intended to supply power for all standard and optional accessories. Load must be limited to generator output rating. Miscellaneous - Hull color other than white - Stainless steel bow rail, east coast style - Forward facing companion seat, portside with tackle storage drawers below (identical to starboard side) - Swim platform (fiberglass) - Swim platform, ladder (stainless steel) - Windlass, heavy duty electric 12V, for rope and chain - Engine synchronizer, Glendinning - Hydraulic engine controls, Hynautic single station - Oil change system, mains and generator

Exclusions

Owner's personal belongings.



Disclaimer

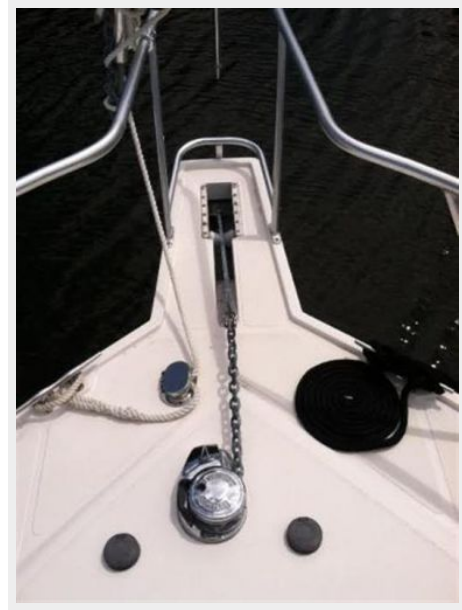
The Company offers the details of this vessel or yacht in good faith but cannot guarantee or warrant the accuracy of this information nor warrant the condition of the vessel. A buyer should instruct his representatives, agents, or his surveyors, to investigate such details as the buyer

desires validated. This vessel or yacht is offered subject to prior sale, price change, or withdrawal without notice.

PHOTOS



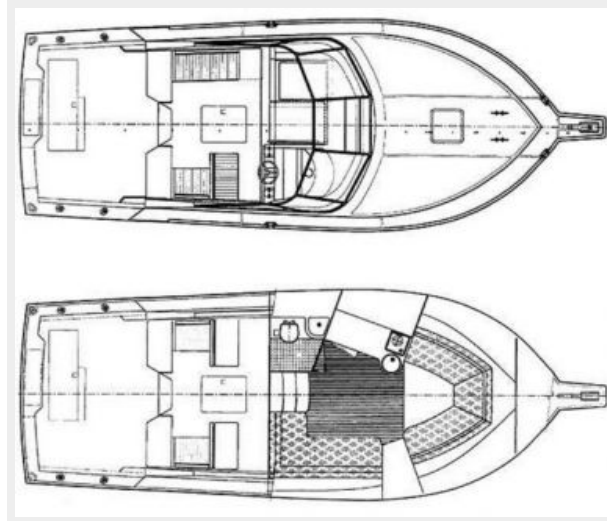








Manufacturer Provided Image



CONTACTS

Andrey Shestakov, leading yacht broker of the sales department of Shestakov Yacht Sales Inc. Shestakov Yacht Sales Inc., the official representative of the Miami/Fort Lauderdale FL headquarters.

Contact details

Email: **andrey@shestakovyachtsales.com**

Web: shestakovyachtsales.com/en/

Telephones

USA: **+1(954)274-4435**

Office hours

Monday – Saturday: **9:00 - 21:00 EDT**

Sunday: **closed**

Address



Harbour Towne Marina, 850 NE 3rd St,
STE 213, Dania, FL 33004