

NO NAME — SABRE YACHTS



Судостроитель: SABRE YACHTS

Год постройки: 2009

Модель: Моторная яхта

Цена: ЦЕНА ЯХТЫ ПО ЗАПРОСУ

Местонахождение: United States

Длина общая: 42' 0" (12.80m)

Ширина: 14' 4" (4.37m)

Мин. осадка: 3' 9" (1.14m)

Макс. осадка: 3' 9" (1.14m)

Крейс. скорость: 26 Kts. (30 MPH)

Купить **No Name — SABRE YACHTS** а также выбрать подходящую вам яхту из нашего **каталога яхт** вам поможет опытный яхтенный брокер Андрей Шестаков. На сегодняшний день компания **Shestakov Yacht Sales Inc.** имеет большое количество яхт в **собственном списке продаж**, а также тесно сотрудничает со всеми крупными **яхтенными производителями** по всему миру.

Для того чтобы купить яхту **No Name — SABRE YACHTS** а также проконсультироваться по любому вопросу связанному с покупкой, продажей, чартером яхт позвоните по телефону **+7(918)465-66-44**.

ОГЛАВЛЕНИЕ

ОГЛАВЛЕНИЕ	2
ХАРАКТЕРИСТИКИ	6
Обзор	6
Основная информация	7
Размеры	7
Скорость, вместимость и масса	7
Размещение	7
Корпус и палуба	8
Информация о двигателе	8
ПОДРОБНОЕ ОПИСАНИЕ	9
VESSELWALK THROUGH	9
SALON	10
GALLEY	10
MASTER STATEROOM	11
HEAD	11
HELM DECK	11
HELM ELECTRONICS & EQUIPMENT	12
COCKPIT	13
DECK	14
ELECTRICAL	15
MECHANICAL & PLUMBING	15
Disclaimer	15
Исключения	15
Отказ от ответственности	16
ФОТОГРАФИИ	17
Dinette	17
Galley	17
Master Stateroom	17

Helm	17
Dinette	17
Master Stateroom	17
Master Stateroom	17
Master Stateroom	17
Master Stateroom	18
Master Stateroom	18
Master Stateroom	18
Master Stateroom	18
Head	18
Stainless Opening Port	18
Tool Drawer	18
Dove Tail Joints	18
AC & DC Electrical Panels	19
AC, Generator & Inverter Panels	19
Magnum Energy Inverter Panel	19
Generator Panel	19
Helm	19
Helm	19
Companion Seat	19
Dinette	19
Starboard Seat & Ice Maker	20
Ice Maker	20
Aft Door & Opening Window	20
Companion Seat Controls	20
Cockpit	20
Cockpit	20
Cockpit	20
Cockpit	20

Transom Door	21
Transom Door	21
Swim Platform	21
Swim Platform	21
Side Deck	21
Cockpit Storage	21
Foredeck	21
Pulpit and Anchor	21
Foredeck	22
Lazarette - Zeus Drives	22
Port Engine	22
Starboard Engine	22
Outboard Starboard Engine	22
12.5 KW Onan	22
12.5 KW Onan	22
5-Way Oil Change System	22
Spare Parts Storage	23
Remote AC Compressors	23
Automatic Fire System	23
Fuel Crossover	23
Port Engine Serial No.	23
Starboard Engine Serial No.	23
Port Zeus Drive	23
Starboard Zeus Drive	23
Hull Paint 6/19/15	24
Hull Paint 6/19/15	24
Hull Paint 6/19/15	24
Hull Paint 6/19/15	24
Profile	24

Profile	24
Profile	24
Profile	24
Profile	25
Profile	25
Profile	25
Profile	25
КОНТАКТЫ	26
Контактная информация	26
Телефоны	26
Время работы	26
Адрес	26

ХАРАКТЕРИСТИКИ

Обзор

This Sabre 42 Hardback Express, is a very rare single stateroom boat, with Zeus Pod drives and Joy Stick control. The very desirable single stateroom layout is ideal for the cruising couple! This version provides a much bigger, brighter, and more open interior and more functional galley than the typical two cabin version.

Brand New Awlgrip Hull Paint 6/4/15

Super Clean, Well Maintained

Very Rare Hardback Express, Single Stateroom

Cummins Diesel Zeus Power

Spacious, Bright & Open Layout

Large Galley & Dinette

Master Stateroom Forward

Spacious Head with Separate Shower

Stainless Steel Opening Ports

Stand-up Head Room in Engine Room

Twin Cummins QSB 5.9 420 HP Diesel 886 Hrs

Zeus Pod Drives w/ Joy Stick Control & Sky Hook

Onan 12.5 KW Diesel Generator 863 Hrs

SAT/TV

Inverter

Glendinning Cable Master

24,000 BTU Helm Remote A/C (2 Units)

(2) SmartCraft Vessel View Engine Monitors

(2) RayMarine E-120 Monitors

Radar, Fish Finder, Autopilot

AND MUCH MORE

Основная информация

Тип судна: Моторная яхта**Модельный год:** 2009**Год постройки:** 2009**Страна:** United States**Верх:** Enclosed Pilothouse

Размеры

Длина общая: 42' 0" (12.80m)**Ширина:** 14' 4" (4.37m)**Мин. осадка:** 3' 9" (1.14m)**Макс. осадка:** 3' 9" (1.14m)

Скорость, вместимость и масса

Крейс. скорость: 26 Kts. (30 MPH)**Крейсерская скорость поворота:**
2500 Kts.**Водоизмещение:** 29000 Pounds**Вместимость воды:** 160 Gallons**Вместимость сточного бака:** 60
Gallons**Объем топливного бака:** 450
Gallons

Размещение

Всего кают: 1**Всего коек:** 2**Спальные места:** 4**Всего ком. состава:** 1

Корпус и палуба

Материал корпуса: Fiberglass

Материал палубы: Fiberglass
Sandwich

Комплектация корпуса: Modified
Deep Vee

Цвет корпуса: Blue

Дизайнер корпуса: Sabre

Информация о двигателе

Двигатели: 2

Производитель: Cummins

Модель: QSB 425

Тип двигателя: Inboard

Тип топлива: Diesel

ПОДРОБНОЕ ОПИСАНИЕ

VESSELWALK THROUGH

This 42' Sabre has the rare and very desirable single stateroom layout which is ideal for the cruising couple! This version provides a much bigger, brighter, and more open interior and more functional galley than the typical two cabin version. Step down from the bridge deck and you will immediately be wowed by the full beam salon and galley with large stainless steel opening ports to starboard & to port. Bright, open, warm, and welcoming best describe the lush interior of satin finish cherry with the high gloss varnished inlay table, teak & holly soul, and Ultraleather upholstery. The pride and skill of New England craftsmen is obvious in the fine joinery with dove tail joints. Natural light is abundant in the salon & galley from 4 deck hatches with screens & shades and 3 large stainless steel opening ports.

The U-shaped galley provides plenty of counter space and storage. Compared to the L-shaped galley in the 2 cabin version, She has a larger and more functional galley.

The comfortable master stateroom is configured with a pedestal berth with generous storage under the hinged mattress. Several drawers and lockers, as well as a cedar lined hanging locker, offer ample space for personal belongings. Old world, hand built wood working details such as dovetailed drawer boxes and laminated trims on berth top and counters add a sense of luxury and heritage to this cabin. The head compartment includes a stall shower with clear circular enclosure. The Corian counter provides a long lasting and beautiful surface to the vanity, and outboard there are many storage spaces for toiletries and linens.

On the helm deck, with optional teak decking, Stidd helm and mate chairs are comfortable places for long passages, and, at rest, can swivel to become easy chairs and part of the social setting around a beautiful inlaid cockpit table. The Ultraleather covered settees are a popular place to sit both underway and at rest. Below the L-settee are dry storage spaces for additional stores or equipment.

Safety, security and comfort remain a priority in the design of the Sabre 42 Express. From the moment you step aboard, you will be on secure footing and within reach of a handhold. Wide side decks, large diameter hand rails and a raised teak toe rail make movement around the deck both secure and comfortable. On her foredeck, there is a well thought out anchoring setup with rollers for both primary and secondary anchors. On centerline, a standard anchor windlass is provided with rope chain gipsy and windlass controls are placed both here and at the helm station. Alongside the windlass platform there are two large lockers for dock line and fender stowage.

No Isinglass!!

With aft facing seating (storage under), transom door to the swim platform, and steps

up to the wide side decks; the spacious cockpit is perfect for relaxing, fishing, diving, or entering from a floating dock or a dingy. Three large hinged deck hatches with gas shocks provide great access to the lazarette and Zeus pod drives. Enter the fully hard enclosed helm deck through the hinged rear door of the optional Hard Back.

SALON

Sliding back the smoked acrylic hatch and opening the bi-fold teak door from the bridge deck, you will immediately be wowed by the full beam salon and galley with large stainless steel opening ports to starboard & to port. Bright, open, warm, and welcoming best describe the lush interior of satin finish cherry with the high gloss varnished table, teak & holly soul, and Ultraleather interior. Natural light is abundant in the salon & galley from 4 deck hatches with screens & shades and 3 large stainless steel opening ports.

Cherry Interior

Teak & Holly Sole

High Gloss Varnished Table

L-Shaped Settee with Ultraleather Upholstery

Large Stainless Steel Opening Ports

Deck Hatches with Shade/Screens

20" LCD TV & DVD

SAT/TV

AC & DC Electrical Panels

Inverter Control

Generator Control

GALLEY

The U-shaped galley provides plenty of counter space and storage. Compared to the L-shaped galley in the 2 cabin version, Dream On has a larger and more functional galley.

Corian Counter Top

2 Burner Electric Cooktop

Convection Microwave Oven

Refrigerator w/Freezer

Coffee Maker

MASTER STATEROOM

The comfortable master stateroom is configured with a pedestal berth with generous storage under the hinged mattress. Several drawers and lockers, as well as a cedar lined hanging locker,

offer ample space for personal belongings.

Pedestal Bed

Hinged Mattress w/Storage Under

Drawer Storage

Cedar Lined Hanging Locker

Large Deck Hatch w/Shade & Screen

HEAD

The head is accessible from the salon as well as private access from master stateroom.

Corian Counter

Mirrored Vanity

Separate Shower w/Seat

Stainless Steel Opening Port

Generous Storage

Vent Fan

HELM DECK

On the helm deck, with optional teak decking, Stidd helm and mate chairs provide excellent visibility and are very comfortable for long passages. They can swivel to become easy chairs and part of the social setting around a beautiful inlaid cockpit table.

The Ultraleather covered settees are a popular place to sit both underway and at rest. Below the L-settee are dry storage spaces for additional stores or equipment. Opening windows and 4 sides, the hinged door, and (2) overhead deck hatches provide exceptional visibility, natural light, and ventilation.

Optional Hardback with Hinged Door and Opening Window

Opening Windshield & Side Windows

Optional Electric Center Windshield with Captain & Mate Controls

(2) Overhead Deck Hatches w/Screens & Shades

Optional (2) 12,000 BTU Reverse Cycle A/C & Heat

Optional Solid Teak Decking

Optional Piping on all Upholstery

Captain & Mate Stidd Seats for Great Comfort & Excellent Visibility

Dinette w/Inlaid High Gloss Varnished Table

L-Shaped Settee

Wet Bar w/Corian Counter Top with Sink

Optional Ice Maker

Starboard Side Single Settee

Engine Room Hatch

Custom Factory Options for Mate Seat:

A/C Control

Electric Windshield Control

Windshield Wiper Controls

iCom VHF

HELM ELECTRONICS & EQUIPMENT

(2) SmartCraft Vessel View Engine Monitors

Cummins Electronic Throttle & Shift (ETS) Controls

(2) RayMarine E-120 Displays

Zeus Joy Stick w/Autopilot

Skyhook Yacht Positioning System

RayMarine GPS Plotters

RayMarine Fish Finder

RayMarine Radar

iCom VHF

Automatic Trim Tabs

Spot Light Control

Windlass Control

Kahlenberg Triple Air Horns

Ritchie Compass

(3) Windshield Wipers

Electric Windshield Actuator

Automatic Fire System

(3) Automatic/Manual Bilge Pump Controls

12v Electrical Outlet

Clarion Stereo Control

Opening Side Windows

COCKPIT

No Isinglass!!

With aft facing seating (storage under), transom door to the swim platform, and steps up to the wide side decks; the spacious cockpit is perfect for relaxing, fishing, diving, or entering from a floating dock or a dingy. Three large hinged deck hatches with gas shocks provide great access to the lazarette and Zeus pod drives. Enter the fully hard enclosed helm deck through the hinged rear door of the optional Hard Back.

Aft Facing Settee with Storage Under

Piping on Upholstery

Transom Door

Swim Platform w/Swim Ladder

(4) Rod Holders

Hot & Cold Shower

Glendining Cable Master w/ 50AMP Shore Cord

(3) Hinge Deck Hatches w/ Gas Shocks

(3) Steps Up to Wide Side Decks

(2) Large Stainless Steel Stern Cleats w/Houser Pipes on Combing

DECK

Two Tone Non-skid

Wide Side Decks

Stainless Steel Rails

Convenient Grab Rails

(6) Stainless Steel Foredeck Hatches

Teak Toe Rail & Eyebrow

Vertical Windlass

Bow Pulpit w/Dual Anchor Rollers

Large Anchor Locker

Anchor & Rhode

(4) Large Stainless Steel Fore & Aft Spring Line Cleats

(2) Large Stainless Steel Bow Cleats

(2) Large Stainless Steel Stern Cleats w/Houser Pipes on Combing

ELECTRICAL

12.5 KW Onan Generator w/Sound Shield 863 Hrs.

50 AMP Shore Cord

Glendining Cable Master

3000W Inverter/Charger

AC/DC Panels in Salon

MECHANICAL & PLUMBING

Dream On has the best engine room I have seen on a 42' boat. It is very clean and has excellent head room as well as great access to all sides of the engines. There is a large storage box with spare parts & filters.

Twin Cummins QSB 5.9 420HP Diesel 886 Hrs

Twin Zeus Pod Drives w/Skyhook, Joystick, & Autopilot 5 Way Reverso Oil Change System

Raw Water Cooling System w/Strainers

Fuel Tank Crossover

Racor Fuel Filters

Automatic Fire System

Remote Engine Room A/C Compressors

Spare Parts

Disclaimer

The Company offers the details of this vessel in good faith but cannot guarantee or warrant the accuracy of this information nor warrant the condition of the vessel. A buyer should instruct his agents, or his surveyors, to investigate such details as the buyer desires validated. This vessel is offered subject to prior sale, price change, or withdrawal without notice.

Исключения


При продаже яхты исключаются личные вещи владельца.

Отказ от ответственности

Компания предоставляет описание судна или яхты добросовестно, но не может гарантировать точность этой информации, а также не ручается за техническое состояние. Покупатель должен проинструктировать своих агентов или оценщиков исследовать представленную информацию более подробно, по собственному желанию. Продажа судна или яхты, изменение цены или снятие с продажи будет происходить без предварительного уведомления.

ФОТОГРАФИИ


Dinette




Galley




Master Stateroom




Helm




Dinette




Master Stateroom



Master Stateroom



Master Stateroom



Master Stateroom



Master Stateroom



Master Stateroom



Master Stateroom




Head



Stainless Opening Port



Tool Drawer



Dove Tail Joints



AC & DC Electrical Panels



AC, Generator & Inverter Panels



Magnum Energy Inverter Panel



Generator Panel



Helm



Helm



Companion Seat



Dinette



Starboard Seat & Ice Maker



Ice Maker



Aft Door & Opening Window



Companion Seat Controls



Cockpit



Cockpit



Cockpit



Cockpit



Transom Door



Transom Door



Swim Platform



Swim Platform



Side Deck



Cockpit Storage



Foredeck



Pulpit and Anchor



Foredeck



Lazarette - Zeus Drives



Port Engine



Starboard Engine




Outboard Starboard Engine




12.5 KW Onan



12.5 KW Onan



5-Way Oil Change System



Spare Parts Storage



Remote AC Compressors



Automatic Fire System



Fuel Crossover



Port Engine Serial No.



Starboard Engine Serial No.



Port Zeus Drive




Starboard Zeus Drive



Hull Paint 6/19/15




Hull Paint 6/19/15



Hull Paint 6/19/15




Hull Paint 6/19/15



Profile




Profile



Profile



Profile



Profile



Profile



Profile



Profile



КОНТАКТЫ

Андрей Шестаков (Andrey Shestakov) – ведущий яхтенный брокер отдела продаж яхт и судов компании Shestakov Yacht Sales Inc. Официальный представитель Shestakov Yacht Sales Inc. для русскоговорящих клиентов в центральном офисе компании в Майами/Форт Лодердейл/Флорида/США.

Контактная информация

Email: **andrey@shestakovyachtsales.com**

Web: shestakovyachtsales.com

Телефоны

Краснодарский край: **+7(918)465-66-44**

США, Майами, Флорида: **+1(954)274-4435**

Время работы

Понедельник – Суббота: **9:00 - 21:00** EDT

Воскресенье: **Закрето**

Адрес



Harbour Towne Marina, 850 NE 3rd St, STE 213, Dania, FL 33004