

CLIFFORD II — PALMER JOHNSON



Судостроитель: PALMER JOHNSON

Год постройки: 2008

Модель: Мега-яхта

Цена: **ЦЕНА ЯХТЫ ПО ЗАПРОСУ**

Местонахождение: France

Длина общая: 150' 0" (45.72m)

Ширина: 27' 7" (8.40m)

Мин. осадка: 5' 10" (1.77m)

Макс. осадка: 6' 3" (1.90m)

Крейс. скорость: 22 Kts. (25 MPH)

Макс. скорость: 26 Kts. (30 MPH)

Купить **CLIFFORD II — PALMER JOHNSON** а также выбрать подходящую вам яхту из нашего каталога яхт вам поможет опытный яхтенный брокер Андрей Шестаков. На сегодняшний день компания **Shestakov Yacht Sales Inc.** имеет большое количество яхт в собственном списке продаж, а также тесно сотрудничает со всеми крупными яхтенными производителями по всему миру.

Для того чтобы купить яхту **CLIFFORD II — PALMER JOHNSON** а также проконсультироваться по любому вопросу связанному с покупкой, продажей, чартером яхт позвоните по телефону **+7(918)465-66-44**.

ОГЛАВЛЕНИЕ

| | |
|-------------------------------|----|
| ОГЛАВЛЕНИЕ | 2 |
| ХАРАКТЕРИСТИКИ | 3 |
| Обзор | 3 |
| Основная информация | 6 |
| Размеры | 6 |
| Скорость, вместимость и масса | 6 |
| Размещение | 7 |
| Корпус и палуба | 7 |
| Информация о двигателе | 7 |
| ПОДРОБНОЕ ОПИСАНИЕ | 8 |
| Description | 8 |
| Mechanical | 8 |
| Electrical Equipment | 9 |
| Accommodations | 9 |
| Exterior Decks | 10 |
| Electronics | 11 |
| Entertainment | 11 |
| Safety | 11 |
| Исключения | 11 |
| Отказ от ответственности | 12 |
| ФОТОГРАФИИ | 13 |
| КОНТАКТЫ | 22 |
| Контактная информация | 22 |
| Телефоны | 22 |
| Время работы | 22 |
| Адрес | 22 |

ХАРАКТЕРИСТИКИ

Обзор

Generous sports style superyacht CLIFFORD II is a 46 - metre (150 ft) luxury vessel developed by Palmer Johnson Yachts in 2008 and is the forth launched in the series of Palmer Johnsons PJ150. This private superyacht has been envisaged from the naval architecture of Nuvolari - Lenard and Donald L Blount & Assoc. This sport cruiser luxury yacht has an aluminium hull with an aluminium superstructure. CLIFFORD II combines the style and grace with obvious improvements and additional facilities allowed by extra length and volume and offers premium class features including excellent alfresco dining and living on the spacious aftdeck which is complimented by sunning areas on her upper deck. A very beamy area is manifested with a total beam of 8.4 metres or 27.7 feet. This stunning example of the popular series accommodates 10/12 guests in 5 staterooms with the master on the main deck. This sport cruiser luxury yacht is capable of carrying up to 8 crew onboard to ensure a relaxed and luxurious yachting experience. CLIFFORD II retains twin responsive MTU diesel engines and can accelerate to a rousing speed underway of 30 knots. The engines of the ship create total HP of 7300 and her total Kilowatts are 5446. CLIFFORD II has twin screw propellers.

MECHANICAL EQUIPMENT • MTU 16V4000 DDEC M90 marine diesels, rated 3,650 bhp @ 2,100rpm (Stbd – 2445hrs / Port – 2426hrs) • Gearsets, with trailing pumps and trolling valves. • Propellers 4/5 blade, fixed pitch, ZF's • Propeller shafts Temet 25 • Shaft struts 'I' type • MTU/DDEC engine controls and monitoring • Fuel tanks are integral • Fuel fill and transfer manifold • Fuel flowmeter and totalizer • Alfa-Laval MAB104 oil/water separator • Fuel transfer pump Oberdorfer 1100 • Separ fuel filters with gauge, water sensor, priming pump • Lube oil, waste lube oil system • Sea chests with sea strainers on engine and generator seawater supplies • Seawater piping of copper nickel [CuNi] • Main engine exhaust underwater type with mufflers and idle bypass • Water lift muffler and water separator for generator exhausts • Steering, electro-hydraulic with dual pumps. Fly by wire at helm • Port and starboard wing stations • Emergency steering system • Integrated hydraulic system • Stabilizer System • Bow thruster, proportional control • Bow thruster grill/guard with sacrificial zinc • Bilge and fire system manifold • Bilge/fire pumps, two self priming, centrifugal type • Fresh water tank, integral • One (1) fresh water pressure set • Two (2) watermakers 5,678 liters/day (1,500 Gallons/day) each, with ultraviolet sterilizer/dromar reverse osmosis (1800hrs / 1700hrs) • Water heater capacity of 340 liters (90 Gallons). • Electric heating elements • One (1) Grundfoss hot water circulation pump • Water filter, with sediment and taste/odor cartridges • One (1) dockside fresh water connection with pressure reducing valve • Grey and black water tank, integral • Hamann Mini-L Marine Sanitation Device • Ships air compressor, compressed air fitting in the machinery space and foredeck • Fog/mist fire system for accommodations • Engine room fire system, NOVEC type • Fire dampers on engine room intake and exhaust vents • Engine room ventilation system • Reverse Cycle air conditioning system • Fresh make-up air system • Deluge fire system for the tender garage

ELECTRICAL EQUIPMENT • Main switchboard, split buss with tie breaker. • Includes Power Management, seamless transfer, circuit breakers, metering, ground fault indication • 50Hz

system with three phase and single phase voltages • AC distribution panels • GFCI protection at outlets • Two (2) 24V starting battery banks for the main engines and generators • One (1) 24V service battery bank • One (1) 24V emergency battery bank • One (1) 24V electronics battery bank • Batteries are Maintenance Free type • Two (2) generator driven alternators • Four (4) constant voltage battery chargers • Two (2) Kilo Pack 70 KVA generators with instrument panels (Stbd – 3372 hrs / Port – 9020 hrs) • Vimar or equal wall switches and outlets • Emergency lighting • Exterior lighting • Shore power converter 90 KVA • One (1) Glendenning CM-8 cable reel installed aft 100 ft of shore power cable • Navigation lights with control panel, 24V, includes N.U.C. lights, Aqua Signal Fixtures • Alarm system with monitor in pilothouse, crew lounge and engine room (monitors bilge, fire and tank capacities) **INTERIOR**

ACCOMMODATIONS OWNER, GUEST AND PUBLIC AREAS • Wood veneers and solids are selected for uniformity of grain and color and provided with a satin finish. • Overhead panels are upholstered with Majilite • Hardwood flooring for owner, guest, public areas. • Flooring of marble for owner and guest bathrooms and showers • Plumbing fixtures feature Dornbracht MEM series, Altamarea sinks for owner, guest • Bath accessories feature Dornbracht MEM series for owner and guest • Door hardware is Fusital, Olivari Laser, GSV, Izerwaren and similar • Drawers employ roller slides • Lighting switches are conveniently located • Lighting fixtures are Cantalupi and include recessed down lights, accent lights, wall sconces, berth lights, rope lights, reading lights • Roman shades of fine fabrics, window treatments • Windows, tinted glass • Round and elliptical portholes, clear glass • Air conditioning with in-room control **OWNER'S SUITE**

• Walkaround bed with storage below • Coil spring mattress • Upholstered headboard and padded panels of fine fabrics • Two (2) night stands with marble tops, each with a pullout drawer, lower door • Settee and armchair, end tables and coffee table • Entertainment cabinet with mounted equipment and media storage • Office area with a desk, cabinet • Walk-in wardrobe with rods, shelves and drawer storages, cedar lined **OWNER HEAD (HIS & HERS)** • Vanity cabinet with marble top • Sinks with fixtures • Whirlpool bath, surround with marble accents • Shower enclosure with marble accents, seat, glass door • Accessories to include mirror, towel bars and/or rings, robe hooks, soap dishes, toilet paper holder • Two (2) upper cabinets • Exhaust duct • Standard size toilets, white • Bidets with Zuchetti fixture **MAIN SALON WITH DINING** • Port and starboard outboard cabinetry • Full service bar with marble top, sink w/fixture, undercounter ice maker, undercounter refrigerator • Entertainment cabinet with TV lift • Dining table and chairs • Seating arrangements with coffee table • Sliding aft doors, stainless steel frame with glass, powered • Service door between salon bar and aft deck bar • Recessed overhead with upholstered overhead panels • Port & starboard pantograph doors, powered **PILOTHOUSE**

• Raised pilothouse with access hatch to the flybridge. • A service/utility space is located between the main deck and the raised pilothouse sole. • Helm with hooded dash for instrumentation, controls and electronics • Two (2) Stidd helm chairs • Wood rimmed steering wheel • Raised settees with upholstered cushions • Navigation station • Windows, clear glass • Windshield wipers with fresh water sprayer, windshield defrosters **GUEST**

ACCOMMODATIONS STATEROOMS • Built-in berths with storage below • Staterooms w/Queen size berth or 2 x twin size w/pullman • Mattresses are coil spring type • Nightstands with marble tops • Upholstered headboards with padded panels of fine fabric • Entertainment installations • Cedar lined hanging locker • A walk-in closet for the VIP stateroom • Shelving, storages **BATHROOMS** • Vanity cabinet with marble top • Sinks with fixtures • Shower with

marble accents, seat, glass door • Accessories to include mirror, towel bars and/or rings, robe hooks, soap dishes, toilet paper holder • Upper cabinet • Exhaust duct • Standard size toilet, white **POWDER ROOM** • Vanity cabinet with marble top • Sink with fixture • Accessories to include mirror, towel bars and/or rings, robe hook, soap dish, toilet paper holder • Upper cabinet • Exhaust duct • Standard size toilet, white **LOWER FOYER** • Stairway with polished stainless steel handrail • Entrance doors to Owner suite, guest staterooms and powder room • Linen closet • Service door to the crew area **GALLEY** • Cabinets, countertop and backsplashes of brushed stainless steel • Miele equipment, Sub-Zero and similar professional products • Cooktop: four burner induction type, stainless steel trim • Range hood: stainless steel trim • Convection oven: stainless steel trim • Heat lamps: Hatco UGAL-30, aluminum. • Microwave oven: stainless steel trim • Refrigerator: Sub-Zero Model 700TR, all refrigerator, stainless steel front panel • Freezers: Sub-Zero Model 700TC, refrigerator/freezers, stainless steel front panel • Sink disposal: In-Sink-Erator • Dishwasher: stainless steel trim • Trash Compactor. • Sink fixture: Grohe Europlus with sprayer • Prep sink with fixture • Two (2) stacked clothes washer and dryer units **CREW ACCOMMODATIONS** Bulkheads and partitions covered with Formica Cherry accent pieces Flooring of vinyl, rubber, carpet w/pad, ceramic or equivalent materials. Upholstered panel overheads **CAPTAIN'S STATEROOM** Berth with storage underneath Desk with chair, overhead shelves Cedar lined hanging locker **CREW STATEROOMS** Berth with storage beneath lower berth Cedar lined hanging locker **CAPTAIN'S & CREW HEADS** • Vanity cabinet with marble top • Faucets, shower mixer & head are American • Standard SEVA • Bathroom accessories include mirror, medicine cabinet, towel bar, soap dish, robe hook, toilet paper holder • Shower with glass door • Exhaust duct • Marine toilet **CREW LOUNGE** • Built-in seating with table • Entertainment equipment **EXTERIOR DECKS AFT MAIN DECK** • Teak decking and stair treads • Seating arrangement with settees and teak table • Dining table with chairs • Bar with undercounter refrigerator • Sunpad with cushion • Sanguinetti passerelle, 5.5 meter • Custom covering door for passerelle • Tender garage, hydraulically powered • Tender handling system • One (1) tender, diesel jet powered • Custom swim platform with self deploying swim ladder • Capstans Maxwell 6000, deck mounted mooring bollards port and starboard • Two (2) stainless steel corner chocks • Polished 316L stainless-steel liferails • Lazarette access hatch, engine room escape hatch • Four (4) underwater lights in transom • Service connections for fuel, water • Polished Stainless Steel nameplate with backlighting **FOREDECK, SIDEDECKS** • Two (2) Maxwell VWC 8000 vertical windlasses, • hydraulic, with capstan, band brake, tethered pendant controller • Two (2) Maxwell chain stoppers • Two (2) Poole HHP anchors in side pockets • Anchor chain, chain wash • One (1) side boarding ladder, powered • Four (4) dek mounted bollards • Two (2) stainless steel fairleads • Freeing ports • Ships bell • Watertight hatch to chain locker • Jack staff and socket • Seating area and sunpad • Crew escape hatch **FLYBRIDGE** • Teak deck • Built in seating arrangements, coffee table, sunpad with lift up seatback • Arch with electronics equipment • Mast on the forward housetop with radar, searchlight and air horn • Life rafts in white canisters, hydrostatic release **ELECTRONICS** • Features a helm console with six (6) flat screen displays • Two (2) 'X' band radars • One (1) Chart plotting system • One (1) Color depth sounder • One (1) DGPS with AIS system • One (1) Fleet 77 Inmarsat with GMDSS • Two (2) portable GMDSS radios with charger • Two (2) VHF radios • Seven (7) portable radios • One (1) instrument package with wind, speed, depth • One (1) autopilot with gyrocompass • One (1) Mini-C/GPS System • One (1) G8 Satellite TV • One (1) Dual Universal Upgrade Kit (EU) • One (1)

EPIRB • One (1) SART • CCTV system • Satellite communication and Wi-Fi capability
ENTERTAINMENT EQUIPMENT • Two satellite receivers, distribution system • Theater systems with plasma screen monitors for the salon and owner stateroom. • Entertainment systems with flat screen LCD monitors for the guest and crew areas • Exterior decks with music source selections and marine speakers
SAFETY EQUIPMENT • Safety Plan • Portable fire pump, diesel powered • Portable fire extinguishers • Adult life jackets with light and whistle • Child life jackets with light and whistle • Two (2) liferings with light and smoke • Two (2) liferings with buoyant line • One (1) line throwing device • One (1) set of six rocket flares • Two (2) fire suits, each with SCBA, mask, gloves • One (1) fire axe • One (1) fire blanket

Основная информация

| | |
|--------------------------------------|----------------------------|
| Тип судна: Мега-яхта | Модельный год: 2008 |
| Год постройки: 2008 | Страна: France |
| Регистрационный номер: 741340 | Кубрик: Да |

Размеры

| | |
|--------------------------------------|------------------------------------|
| Длина общая: 150' 0" (45.72m) | Ширина: 27' 7" (8.40m) |
| Мин. осадка: 5' 10" (1.77m) | Макс. осадка: 6' 3" (1.90m) |

Скорость, вместимость и масса

| | |
|---|---|
| Крейс. скорость: 22 Kts. (25 MPH) | Макс. скорость: 26 Kts. (30 MPH) |
| Макс. скорость поворота: 2100 Kts. | Водоизмещение: 260145.46916 Pounds |
| Чистый вес: 395 Pounds | Вместимость воды: 1505.7806964 Gallons |
| Вместимость сточного бака: 560.04475024 Gallons | Объем топливного бака: 10566.88208 Gallons |
| Расход топлива: 369.8408728 Gallons | |

Размещение

Всего кают: 5

Всего коек: 7

Спальные места: 12

Всего ком. состава: 7

Каюта капитана: Да

Каюты экипажа: 5

Койки экипажа: 8

Спальных мест экипажа: 8

Комм. состав экипажа: 5

Корпус и палуба

Материал корпуса: Aluminum

Материал палубы: Teak

Комплектация корпуса: Planing

Дизайнер экстерьера: Nuvolari Lenard

Дизайнер интерьера: Nuvolari Lenard

Информация о двигателе

Двигатели: 2

Производитель: MTU

Модель: 16V4000M90

Тип двигателя: Inboard

Тип топлива: Diesel

ПОДРОБНОЕ ОПИСАНИЕ

Description

Generous sports style superyacht CLIFFORD II is a 46 - metre (150 ft) luxury vessel developed by Palmer Johnson Yachts in 2008 and is the forth launched in the series of Palmer Johnsons PJ150. This private superyacht has been envisaged from the naval architecture of Nuvolari - Lenard and Donald L Blount & Assoc. This sport cruiser luxury yacht has an aluminium hull with an aluminium superstructure. CLIFFORD II combines the style and grace with obvious improvements and additional facilities allowed by extra length and volume and offers premium class features including excellent alfresco dining and living on the spacious aftdeck which is complimented by sunning areas on her upper deck. A very beamy area is manifested with a total beam of 8.4 metres or 27.7 feet. This stunning example of the popular series accommodates 10/12 guests in 5 staterooms with the master on the main deck. This sport cruiser luxury yacht is capable of carrying up to 8 crew onboard to ensure a relaxed and luxurious yachting experience. CLIFFORD II retains twin responsive MTU diesel engines and can accelerate to a rousing speed underway of 30 knots. The engines of the ship create total HP of 7300 and her total Kilowatts are 5446. CLIFFORD II has twin screw propellers.

Mechanical

MECHANICAL EQUIPMENT • MTU 16V4000 DDEC M90 marine diesels, rated 3,650 bhp @ 2,100rpm (Stbd – 2445hrs / Port – 2426 hrs) • Gearsets, with trailing pumps and trolling valves. • Propellers 4/5 blade, fixed pitch, ZF's • Propeller shafts Temet 25 • Shaft struts 'I' type • MTU/DDEC engine controls and monitoring • Fuel tanks are integral • Fuel fill and transfer manifold • Fuel flowmeter and totalizer • Alfa-Laval MAB104 oil/water separator • Fuel transfer pump Oberdorfer 1100 • Separ fuel filters with gauge, water sensor, priming pump • Lube oil, waste lube oil system • Sea chests with sea strainers on engine and generator seawater supplies • Seawater piping of copper nickel [CuNi] • Main engine exhaust underwater type with mufflers and idle bypass • Water lift muffler and water separator for generator exhausts • Steering, electro-hydraulic with dual pumps. Fly by wire at helm • Port and starboard wing stations • Emergency steering system • Integrated hydraulic system • Stabilizer System • Bow thruster, proportional control • Bow thruster grill/guard with sacrificial zinc • Bilge and fire system manifold • Bilge/fire pumps, two self priming, centrifugal type • Fresh water tank, integral • One (1) fresh water pressure set • Two (2) watermakers 5,678 liters/day (1,500 Gallons/day) each, with ultraviolet sterilizer/dromar reverse osmosis (1800hrs / 1700hrs) • Water heater capacity of 340 liters (90 Gallons). • Electric heating elements • One (1) Grundfoss hot water circulation pump • Water filter, with sediment and taste/odor cartridges • One (1) dockside fresh water connection with pressure reducing valve • Grey and black water tank, integral • Hamann Mini-L Marine Sanitation Device • Ships air compressor, compressed air fitting in the machinery space and foredeck • Fog/mist fire system for accommodations • Engine room fire system, NOVEC type • Fire dampers on engine room intake and exhaust vents • Engine room ventilation system • Reverse Cycle air conditioning system • Fresh make-up air system • Deluge fire system for the tender

garage

Electrical Equipment

ELECTRICAL EQUIPMENT • Main switchboard, split buss with tie breaker. • Includes Power Management, seamless transfer, circuit breakers, metering, ground fault indication • 50Hz system with three phase and single phase voltages • AC distribution panels • GFCI protection at outlets • Two (2) 24V starting battery banks for the main engines and generators • One (1) 24V service battery bank • One (1) 24V emergency battery bank • One (1) 24V electronics battery bank • Batteries are Maintenance Free type • Two (2) generator driven alternators • Four (4) constant voltage battery chargers • Two (2) Kilo Pack 70 KVA generators with instrument panels (Stbd – 3372 hrs / Port – 9020 hrs) • Vimar or equal wall switches and outlets • Emergency lighting • Exterior lighting • Shore power converter 90 KVA • One (1) Glendenning CM-8 cable reel installed aft 100 ft of shore power cable • Navigation lights with control panel, 24V, includes N.U.C. lights, Aqua Signal Fixtures • Alarm system with monitor in pilothouse, crew lounge and engine room (monitors bilge, fire and tank capacities)

Accommodations

INTERIOR ACCOMMODATIONS OWNER, GUEST AND PUBLIC AREAS • Wood veneers and solids are selected for uniformity of grain and color and provided with a satin finish. • Overhead panels are upholstered with Majilite • Hardwood flooring for owner, guest, public areas. • Flooring of marble for owner and guest bathrooms and showers • Plumbing fixtures feature Dornbracht MEM series, Altamarea sinks for owner, guest • Bath accessories feature Dornbracht MEM series for owner and guest • Door hardware is Fusital, Olivari Laser, GSV, Izerwaren and similar • Drawers employ roller slides • Lighting switches are conveniently located • Lighting fixtures are Cantalupi and include recessed down lights, accent lights, wall sconces, berth lights, rope lights, reading lights • Roman shades of fine fabrics, window treatments • Windows, tinted glass • Round and elliptical porthlights, clear glass • Air conditioning with in-room control **OWNER'S SUITE** • Walkaround bed with storage below • Coil spring mattress • Upholstered headboard and padded panels of fine fabrics • Two (2) night stands with marble tops, each with a pullout drawer, lower door • Settee and armchair, end tables and coffee table • Entertainment cabinet with mounted equipment and media storage • Office area with a desk, cabinet • Walk-in wardrobe with rods, shelves and drawer storages, cedar lined **OWNER HEAD (HIS & HERS)** • Vanity cabinet with marble top • Sinks with fixtures • Whirlpool bath, surround with marble accents • Shower enclosure with marble accents, seat, glass door • Accessories to include mirror, towel bars and/or rings, robe hooks, soap dishes, toilet paper holder • Two (2) upper cabinets • Exhaust duct • Standard size toilets, white • Bidets with Zuchetti fixture **MAIN SALON WITH DINING** • Port and starboard outboard cabinetry • Full service bar with marble top, sink w/fixture, undercounter ice maker, undercounter refrigerator • Entertainment cabinet with TV lift • Dining table and chairs • Seating arrangements with coffee table • Sliding aft doors, stainless steel frame with glass, powered • Service door between salon bar and aft deck bar • Recessed overhead with upholstered overhead panels • Port & starboard pantograph doors, powered

PILOTHOUSE • Raised pilothouse with access hatch to the flybridge. • A service/utility space is located between the main deck and the raised pilothouse sole. • Helm with hooded dash for instrumentation, controls and electronics • Two (2) Stidd helm chairs • Wood rimmed steering wheel • Raised settees with upholstered cushions • Navigation station • Windows, clear glass • Windshield wipers with fresh water sprayer, windshield defrosters **GUEST ACCOMMODATIONS STATEROOMS** • Built-in berths with storage below • Staterooms w/Queen size berth or 2 x twin size w/pullman • Mattresses are coil spring type • Nightstands with marble tops • Upholstered headboards with padded panels of fine fabric • Entertainment installations • Cedar lined hanging locker • A walk-in closet for the VIP stateroom • Shelving, storages **BATHROOMS** • Vanity cabinet with marble top • Sinks with fixtures • Shower with marble accents, seat, glass door • Accessories to include mirror, towel bars and/or rings, robe hooks, soap dishes, toilet paper holder • Upper cabinet • Exhaust duct • Standard size toilet, white **POWDER ROOM** • Vanity cabinet with marble top • Sink with fixture • Accessories to include mirror, towel bars and/or rings, robe hook, soap dish, toilet paper holder • Upper cabinet • Exhaust duct • Standard size toilet, white **LOWER FOYER** • Stairway with polished stainless steel handrail • Entrance doors to Owner suite, guest staterooms and powder room • Linen closet • Service door to the crew area **GALLEY** • Cabinets, countertop and backsplashes of brushed stainless steel • Miele equipment, Sub-Zero and similar professional products • Cooktop: four burner induction type, stainless steel trim • Range hood: stainless steel trim • Convection oven: stainless steel trim • Heat lamps: Hatco UGAL-30, aluminum. • Microwave oven: stainless steel trim • Refrigerator: Sub-Zero Model 700TR, all refrigerator, stainless steel front panel • Freezers: Sub-Zero Model 700TC, refrigerator/freezers, stainless steel front panel • Sink disposal: In-Sink-Erator • Dishwasher: stainless steel trim • Trash Compactor. • Sink fixture: Grohe Europlus with sprayer • Prep sink with fixture • Two (2) stacked clothes washer and dryer units **CREW ACCOMMODATIONS** Bulkheads and partitions covered with Formica Cherry accent pieces Flooring of vinyl, rubber, carpet w/pad, ceramic or equivalent materials. Upholstered panel overheads **CAPTAIN'S STATEROOM** Berth with storage underneath Desk with chair, overhead shelves Cedar lined hanging locker **CREW STATEROOMS** Berth with storage beneath lower berth Cedar lined hanging locker **CAPTAIN'S & CREW HEADS** • Vanity cabinet with marble top • Faucets, shower mixer & head are American • Standard SEVA • Bathroom accessories include mirror, medicine cabinet, towel bar, soap dish, robe hook, toilet paper holder • Shower with glass door • Exhaust duct • Marine toilet **CREW LOUNGE** • Built-in seating with table • Entertainment equipment

Exterior Decks

EXTERIOR DECKS AFT MAIN DECK • Teak decking and stair treads • Seating arrangement with settees and teak table • Dining table with chairs • Bar with undercounter refrigerator • Sunpad with cushion • Sanguinetti passerelle, 5.5 meter • Custom covering door for passerelle • Tender garage, hydraulically powered • Tender handling system • One (1) tender, diesel jet powered • Custom swim platform with self deploying swim ladder • Capstans Maxwell 6000, deck mounted mooring bollards port and starboard • Two (2) stainless steel corner chocks • Polished 316L stainless-steel liferails • Lazarette access hatch, engine room escape hatch

• Four (4) underwater lights in transom • Service connections for fuel, water • Polished Stainless Steel nameplate with backlighting **FOREDECK, SIDEDECKS** • Two (2) Maxwell VWC 8000 vertical windlasses, • hydraulic, with capstan, band brake, tethered pendant controller • Two (2) Maxwell chain stoppers • Two (2) Poole HHP anchors in side pockets • Anchor chain, chain wash • One (1) side boarding ladder, powered • Four (4) dek mounted bollards • Two (2) stainless steel fairleads • Freeing ports • Ships bell • Watertight hatch to chain locker • Jack staff and socket • Seating area and sunpad • Crew escape hatch **FLYBRIDGE** • Teak deck • Built in seating arrangements, coffee table, sunpad with lift up seatback • Arch with electronics equipment • Mast on the forward housetop with radar, searchlight and air horn • Life rafts in white canisters, hydrostatic release

Electronics

ELECTRONICS • Features a helm console with six (6) flat screen displays • Two (2) 'X' band radars • One (1) Chart plotting system • One (1) Color depth sounder • One (1) DGPS with AIS system • One (1) Fleet 77 Inmarsat with GMDSS • Two (2) portable GMDSS radios with charger • Two (2) VHF radios • Seven (7) portable radios • One (1) instrument package with wind, speed, depth • One (1) autopilot with gyrocompass • One (1) Mini-C/GPS System • One (1) G8 Satellite TV • One (1) Dual Universal Upgrade Kit (EU) • One (1) EPIRB • One (1) SART • CCTV system • Satellite communication and Wi-Fi capability

Entertainment

ENTERTAINMENT EQUIPMENT • Two satellite receivers, distribution system • Theater systems with plasma screen monitors for the salon and owner stateroom. • Entertainment systems with flat screen LCD monitors for the guest and crew areas • Exterior decks with music source selections and marine speakers

Safety

SAFETY EQUIPMENT • Safety Plan • Portable fire pump, diesel powered • Portable fire extinguishers • Adult life jackets with light and whistle • Child life jackets with light and whistle • Two (2) liferings with light and smoke • Two (2) liferings with buoyant line • One (1) line throwing device • One (1) set of six rocket flares • Two (2) fire suits, each with SCBA, mask, gloves • One (1) fire axe • One (1) fire blanket

Исключения

При продаже яхты исключаются личные вещи владельца.

Отказ от ответственности


Компания предоставляет описание судна или яхты добросовестно, но не может гарантировать точность этой информации, а также не ручается за техническое состояние. Покупатель должен проинструктировать своих агентов или оценщиков исследовать представленную информацию более подробно, по собственному желанию. Продажа судна или яхты, изменение цены или снятие с продажи будет происходить без предварительного уведомления.



ФОТОГРАФИИ



















КОНТАКТЫ

Андрей Шестаков (Andrey Shestakov) – ведущий яхтенный брокер отдела продаж яхт и судов компании Shestakov Yacht Sales Inc. Официальный представитель Shestakov Yacht Sales Inc. для русскоговорящих клиентов в центральном офисе компании в Майами/Форт Лодердейл/Флорида/США.

Контактная информация

Email: andrey@shestakovyachtsales.com

Web: shestakovyachtsales.com

Телефоны

Краснодарский край: **+7(918)465-66-44**

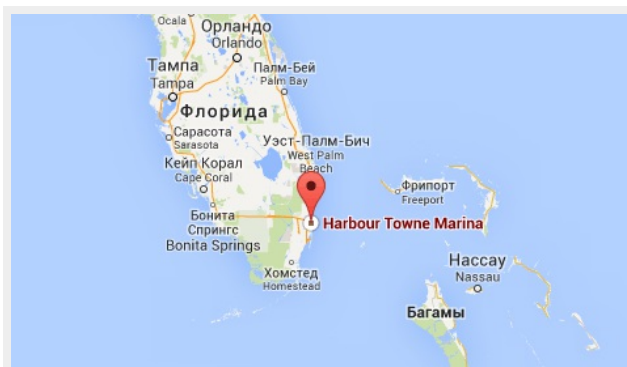
США, Майами, Флорида: **+1(954)274-4435**

Время работы

Понедельник – Суббота: **9:00 - 21:00**
EDT

Воскресенье: **Закрито**

Адрес



Harbour Towne Marina, 850 NE 3rd St,
STE 213, Dania, FL 33004