

PLANE 2 SEA — SEA RAY



Builder: SEA RAY

Year Built: 2006

Model: Motor Yacht

Price: PRICE ON APPLICATION

Location: United States

LOA: 58' 0" (17.68m)

Beam: 16' 0" (4.88m)

Min Draft: 4' 3" (1.30m)

Our experienced yacht broker, Andrey Shestakov, will help you choose and buy a yacht that best suits your needs **PLANE 2 SEA — SEA RAY** from **our catalogue**. Presently, at **Shestakov Yacht Sales Inc.**, we have a wide variety of yachts available on **our sale's list**. We also work in close contact with all the big **yacht manufacturers** from all over the world.

If you would like to buy a yacht **PLANE 2 SEA — SEA RAY** or would like help answering any questions concerning purchasing, selling or chartering a yacht, please call **+1(954)274-4435**

TABLE OF CONTENTS

TABLE OF CONTENTS	2
SPECIFICATIONS	6
Overview	6
Basic Information	6
Dimensions	7
Speed, Capacities and Weight	7
Accommodations	7
Hull and Deck Information	7
Engine Information	7
DETAILED INFORMATION	8
Hull & Deck	8
Windlass System	9
Cockpit	9
Fly Bridge	10
Cabin Features	11
Salon	12
Dinette	13
Galley	13
Master Stateroom	13
Master Head	14
Forward Stateroom	15
Guest Stateroom	15
Guest Head	15
Control Station	16
Electronics	17
Electrical Systems	18
Generator	18
Air Conditioning/Heating	19

Engine Room	19
Systems	20
Underwater Gear	21
Exclusions	22
Exclusions	22
Disclaimer	22
PHOTOS	23
Hauled Bow	23
New Bottom Paint Aug 2015	23
New Bottom Paint Aug 2015	23
Cockpit Storage	23
Cockpit Enclosure Cover Port Side View	23
Cockpit - Chairs & Carpet	23
Salon - Custom Ottomans	24
Galley - Refrigerator & Freezer	24
Galley - Sink	24
Galley - Cooktop	24
Galley	24
Galley	24
Galley - Dining	24
Companionway	25
Master Stateroom	25
Master - Raymarine a65 Networked	25
Master - Raymarine a65 Networked	25
Master - 32" Samsung HD TV	25
Master Head - Sink & Mirror	25
Master Head - Shower	25
VIP Stateroom	25
VIP - HD TV & Satellite Added	26

VIP Head - Shower	26
VIP Head	26
Washer & Dryer	26
Guest Stateroom	26
ISO Boost Display - Salon	26
Bridge - Door Lock	26
Bridge - Forward Seating with Carpet	26
Bridge - Forward Seating with Table	27
Bridge - Custom Insert Cushions	27
Bridge - Aft Seating	27
Bridge - 32" Samsung HD TV	27
Bridge - Raymarine e125 & HD Color Radar	27
Bridge - Rear EZ2CY Panel	27
Bridge - e125 Direct TV Input	27
Bridge - e125 Camera Input	27
Bridge - Helm	28
Bridge - 2 A/C Units	28
Bridge - Center Panel with Wiper	28
Bridge - Starboard Fans	28
Bridge - Windshield Washdown System - Added	28
Bridge - Refrigerator & Freezer	28
EZ2CY & Wiper	28
EZ2CY with Black Pad	28
EZ2CY with White Pad	29
Camera - Port Side	29
Camera - Starboard Side	29
KVH Trac 5 Antenna	29
Engine Room - Aft Bilge Protection Step - Added	29
Cockpit with Cover	29

Engine Room - Looking Forward	29
Engine Room - Looking Aft	29
Engine Room	30
Spare Props	30
Forward Port Bilge & VacuFlush Pumps	30
Engine Room - Crash Pump	30
Engine Room - Forward Starboard Side	30
Engine Room - Forward Port Side	30
Engine Room - Camera	30
Engine Room - Oil Changer	30
A/C Units - Flushing System	31
AGM Batteries & Genset	31
AGM Batteries Starboard Side	31
Port Quarter Lazarette	31
Port Engine Coupler	31
Starboard Shaft	31
Stainless Steel Anchor & Chute	31
Night - Bridge Steps	31
Night - Bridge	32
Night - Stern	32
Stern View	32
CONTACTS	33
Contact details	33
Telephones	33
Office hours	33
Address	33

SPECIFICATIONS

Overview

Plane 2 Sea is impeccably maintained and upgraded....she shows better than new. The owner has spared no expense to ensure this vessel is immaculate. The interior, the exterior and the engine room are in pristine condition with every system on this boat having been regularly serviced and overhauled beyond the standard. Upgrades include every feature a serious boater should have for coastal cruising, including bow and stern thrusters, maintenance free AGM batteries, new Raymarine e125 Hybrid Touch displays, master stateroom a 65 Hybrid Touch display, AIS, HD color radar, Life Tag, dual depth finders, dual radios, hydraulic swim platform, EZ2CY bridge enclosure with removable inner sunshades, second bridge AC system with a total of 43,000 BTU's, all new Samsung HDTV's with separate satellite receivers in the salon, bridge and in all staterooms, Bitstorm WiFi and router, fresh bottom paint and prop speed in Aug 2015. Her berth is up the St. John's River where salt content is minimal and her condition reflects this advantage. See the Full Specifications for all upgrades.

The 58 Sedan Bridge is a testimony to the engineering genius of Sea Ray. The powerful yet ultra quiet and efficient MAN engines easily produce a max speed of over 31 kts or a comfortable cruise of 19 kts (at 40 gph) or for a fuel range exceeding 1,000 nm, idle at 7.5 kts (at 2 gph). The planing hull that drafts 4'3" makes the skinniest waters of the ICW and coastal cruising a dream. This is the perfect blend of a large, solidly built yacht that is capable of very fast or slow cruising, extremely fuel efficient, stable and comfortable to operate by a couple.

She is ready for her turn-key new owner who will enjoy the benefits of the high attention to detail and maintenance performed in every space and on every system of this boat. She is a MUST see before making a buying decision. Call for an appointment to tour and inspect this meticulously maintained vessel.

Basic Information

Category: Motor Yacht

Model Year: 2006

Year Built: 2006

Country: United States

Fly Bridge: Yes

Cockpit: Yes

Dimensions

LOA: 58' 0" (17.68m)

Beam: 16' 0" (4.88m)

Min Draft: 4' 3" (1.30m)

Speed, Capacities and Weight

Water Capacity: 150 Gallons

Holding Tank: 68 Gallons

Fuel Capacity: 700 Gallons

Accommodations

Total Cabins: 3

Total Berths: 4

Sleeps: 6

Total Heads: 2

Hull and Deck Information

Hull Material: Fiberglass

Engine Information

Engines: 2

Manufacturer: MAN

Model: CRM 900 V-8

Fuel Type: Diesel

DETAILED INFORMATION

Hull & Deck

- Bottom Paint, August 2015 (NEW) • Prop Speed applied to props, rudders, shafts and struts (NEW)
- Bow Rail, 316 Stainless Steel with Welded Stanchions, Intermediate Rails & Life Lines
- Cleats, Custom Sea Ray Stainless Steel Cleats (8)
- Custom Sea Ray Stainless Steel Cleats Aft Mid (2) (NEW)
- Generator hull-mounted raw water intake screen (NEW)
- Deck Fill Plates, Stainless Steel
- Deck Rails, 316 Stainless Steel
- Gel Coat, Arctic White
- Graphics, Striping
- Handrails, 316 Stainless Steel
- Hatch, Deck Vent - Translucent with Locks & Sky Screen Cover (20x20)
- Portlights, Stainless Steel (6 Fixed, 2 Opening)
- Resin, High-Performance Vinylester
- Rub Rail, PVC with Stainless Steel Insert
- Storage, Transom Wall (for Fenders & Gear) · Overhauled hydraulic swim platform mechanism August, 2015. Rebuilt hydraulic rams, installed repair kit, replacing all bushings, sleeves, and thru-bolts. Sand blasted complete mechanism and applied Interlux Expoy Primer and Bottomkote as recommended by Sea Ray. (NEW)
- Swim Platform, Hydraulic, Pad eyes, Chocks Installed For Cable RIB Tie Down (NEW)
- Swim Platform, Extended with Concealed Stainless Steel Ladder & Grab Handle
- Vent System, Engine Room - Integral
- Windshield, Tempered/Tinted Glass - Bonded-In
- Canvas (Stamoid) Aft Curtain, Hardtop Enclosure, Windshield Shades

- Window Cover, Brow, Stamoid White (NEW)
- Window Cover, Brow, Black Mesh (for underway) (NEW)

Windlass System

- 60 lb Anchor, Polished, Stainless (NEW)
- 200' Anchor Chain Storage with Hatch
- Anchor Chute, Stainless Steel
- Anchor Washdown Spigot with Hose
- Windlass, 200 Ft Chain with Foot Switches (NEW)
- 60 lb Anchor, Galvanized (Spare) (NEW)
- Windlass Cover, Stamoid White (NEW)

Cockpit

- Door, Cabin Entry (Sliding & Lockable) with Screen - Stainless Steel
- Door, Transom
- Floor Liner, Fiberglass - Self-Bailing
- Handrails, 316 Stainless Steel
- Hatch, Engine Service - Gas-Assisted
- Lighting, Indirect
- Outlet, 120V GFI Protected
- Seating, Aft Bench with Fiberglass
- Seating, Aft Bench Stamoid White cover (NEW)
- Storage Base - Removable
- Steps, Molded Deck Access
- Storage, Aft Coaming with Fiberglass Bins
- Storage, Side Panels

- Cockpit, Snap-In Carpet (NEW)

Fly Bridge

- Bridge Door Lock and Key, integral, custom (NEW)
- EZ2CY with Customized Full View Front and Rear Panels (NEW)
- Black Mesh UV/Sun Screens (Removable) (NEW)
- Wiper, 24 V, Front Panel (NEW)
- Front Panel Fresh Water Wash System, Controlled from Bridge (NEW)
- Beverage Holders, Stainless Steel
- Carpet, Snap-In (NEW)
- Handrails, 316 Stainless Steel
- Hardtop, Fiberglass with Overhead
- Storage, (20x20) Hatch with Stainless Steel Grab Rails, Overhead Lighting with Electronic Dimmer & Red Night Lighting
- Icemaker, 120V
- Ice Maker (Dedicated Inline) Water Filter (NEW)
- Lighting, Indirect
- Outlet, 12V Accessory
- Outlet, 120V GFI Protected
- Outlet, 120V at lower helm (NEW)
- Outlet, Cable TV
- Samsung 32" HDTV with Stamoid White cover (NEW)
- Satellite receiver serving Samsung 32" and Raymarine e125 (NEW)
- Refrigerator, 120V, Automatic Switch over to 12V (NEW)
- Seating, Aft Bench
- Seating, Aft Bench Stamoid White cover (NEW)

-
- Seating, Helm (2) with Flip-Up Thigh-Rise
 - Seating, Helm (2) Stamoid White cover (NEW)
 - Bolsters, Armrests & Heavy-Duty Pedestals with Slides, Swivels & Pneumatic Vertical Adjustments
 - Seating, U-Shaped with Storage Below – Forward
 - Seating, Fill In Cushion and Frame, Matching (NEW)
 - Ship's Bell
 - Steering Wheel, Wood-Accent
 - Steps, Molded Bridge Access with Storage Below
 - Stereo, Clarion
 - 6-Disc CD Changer, Amplifier, Subwoofer, Speakers (4: Bridge, 2: Cockpit) & Digital Bridge Remote Control
 - Storage, Drawer - Helm
 - Storage, Forward Bridge Access
 - Storage, Helm Access Door - Starboard
 - Table, Bridge - Fiberglass
 - Wet Bar with Sink, Removable Trash
 - Receptacle & Storage – Forward
 - Wall-mounted 12V fans (4) with individual speed control (NEW)

Cabin Features

- Blinds, Wood
- Carbon Monoxide Monitors
- Carpet, Deep-Pile Stain-Resistant with Padding
- Carpet Runner, Interior - Sunbrella; added in salon, companionway steps, and companionway (NEW)
- Companionway Wall - Wood Paneling

-
- Curtains, Custom - Throughout
 - Doors, Raised Panel - Wood
 - Handrails, Elliptical Stainless Steel
 - Lighting, 120V
 - Lighting, 120V Xenon
 - Lighting, 120V Indirect
 - Lighting, 24V Xenon
 - Outlet, 12V Accessory
 - Outlets, 120V GFI-Protected
 - Outlets, Phone
 - Outlets & Switch Plates - Satin
 - Nickel Finish
 - Pillows, Accent
 - Vacuum System, Central - Single Inlet (Beam)
 - Wood Interior Package

Salon

- Dual Purpose Ottoman-Cushions Or Cocktail Tables, Storage Below (2)
- Dual Purpose Ottoman (Oversize)-Cushion Or Cocktail Table, Storage Below (NEW)
- Entertainment Center- Stereo, Bose Lifestyle 48 Surround Sound System with DVD Player (Interfaced with Sirius Satellite Receiver), Acoustimass Speakers & Subwoofer TV, 40" Samsung SMART HDTV, (120V) with DVD/CD, Remote, Coax Outlet & Gain Control Panel (NEW)
- Satellite DVR (NEW)
- Satellite Local Channel Switch (NEW)
- Seating, Sofa with Storage Below - Ultraleather HP™
- Universal Remote, RF (NEW)

- Under Valance Accent Lighting (NEW)

Dinette

- Seating, Wrap-Around with Storage Below
- Table, Dinette with Wood Surface & Storage Below
- Under Valance Accent Lighting (NEW)

Galley

- Coffeemaker, 120V
- Countertop, Solid Surface with Cutting Board & Sink with Single-Lever Grohe Faucet
- Flooring, Wood
- Freezer with Icemaker, 120V Under-Counter (Sub Zero)
- Ice Maker (Dedicated-Inline) Filter (NEW)
- Panasonic Microwave/Convection Oven, 120V - Stainless Steel Face
- Outlet, 12V Accessory
- Power Vent, 12V
- Refrigerator, 120V Under-Counter (Sub Zero)
- Storage, Cabinets - Lower
- Storage, Glass & Dish with Wine Rack
- Stove, 240V Recessed Two-Burner with Solid Surface Cover (Kenyon)
- Trash Receptacle - Slide-Out
- Wine Rack with Custom Bottle Storage
- Under Valance Accent Lighting (NEW)

Master Stateroom

- Bed, HMC custom Queen-Size with Innerspring Mattress, Pillows, Sheets (NEW)

-
- Upgraded AC unit (NEW) • CruisAir HVAC system replaced with brand new unit (NEW) • Coordinated Spread & Carpet
 - Storage Below with Gas-Assisted Hatch
 - Countertop, Solid Surface
 - Door, Privacy with Full-Length
 - Beveled Mirror
 - Hanging Locker, Maple-Lined with Light
 - Stereo, Acoustimass with Jewel Cube speakers
 - Storage, Dresser with Drawers & Lift
 - Top Vanity
 - Storage, Locker - Maple-Lined with Adjustable Shelves
 - TV, 32" Samsung HDTV (120V) with DVD/CD with Remote, Coax Outlet & Gain Control Panel (NEW)
 - Raymarine a65 MFD Custom Mounted at Bedside, Fully Networked, with Anchor Alarm (NEW)
 - 120V Outlet, Aft Nightstand (NEW)

Master Head

- Reupholstered in 2014 • Bath Accessories, Satin Finish
- Door, Private - Access from Master Stateroom
- Handrails, Elliptical Stainless Steel
- Head, Large (VacuFlush) Power Vent, 24V
- Shower with Seat, Shower Wand & Acrylic Door
- Storage, Medicine Cabinet - Mirrored
- Vanity with Solid Surface Countertop, Solid Surface Sink, Grohe Faucet, Storage Below
- Under Cabinet Accent Lighting (NEW)
- Shower Door Stop, Magnetic (NEW)

Forward Stateroom

- Bed, Custom Queen-Size (NEW)
- Pillows, Sheets, Coordinated Spread, Drawers & Carpeted Storage Below with Gas-Assisted Hatch • CruisAir AC unit (NEW)
- Hanging Locker, Maple-Lined with Light
- Mirrored Rope Locker Bulkhead
- Storage, Cabinet with Drawers - Port
- TV, 22" Samsung HDTV (NEW)
- Satellite Receiver (NEW)
- 120V Outlet, Starboard Side Bed (NEW)

Guest Stateroom

- Bed, Lower Bunk with Custom Mattress, Pillows, Sheets & Storage Below
- Bed, Upper Bunk with Custom Mattress, Pillows, Sheets & Coordinated Spread
- Hanging Locker, Maple-Lined with Light Storage, Shelf
- TV, 19" HDTV- 120V with Remote & Coax Outlet (NEW)
- DVD Player (NEW)
- Satellite Receiver (NEW)
- GE Washer & Dryer

Guest Head

- Wood Shower Door Replaced with custom fabricated Plexi (NEW)
- Towel Bar, Additional (NEW)
- Shower Door Stop, Magnetic (NEW)
- Bath Accessories, Satin Finish
- Door, Privacy - Access from Hallway

- Door, Privacy - Access from Starboard
- Guest Stateroom with Full-Length Mirror
- Flooring, Tile
- Handrail, Elliptical Stainless Steel
- Head, Large (VacuFlush)
- Shower with Seat & Adjustable Shower Wand
- Storage, Medicine Cabinet - Mirrored
- Vanity with Solid Surface Countertop, Solid Surface Sink with Grohe faucet
- Mirrors & Storage Below • Under valance accent lighting

Control Station

- All seven AC units are descaled and serviced annually. System is flushed monthly using custom installed manifold flushing system. • HVAC flushing manifold upgraded with high functioning shut-off valves (NEW) • Rebuilt hydraulic steering cylinder (NEW)
- Cameras, Port, Starboard, Aft and Engine Room (NEW)
- Anchor Chain Counter (NEW)
- Alarms, Bilge Temperature to Systems Monitor
- Alarms, High-Water - Bilge
- Vetus Bow Thruster, 24V; motor brushes inspected in 2015 (NEW)
- Vetus Stern Thruster, 24V; motor brushes inspected in 2015 (NEW)
- Compass
- Emergency Engine Stop
- Emergency Start System - Engines
- Horn, Air - 24V with Accumulator Tank
- Instrument Panels - Brushed Metal
- Instrumentation, Custom Sea Ray Backlit with Low-Glare Blue Night
- Lighting & Stainless Steel Bezels

- Shift & Throttle Controls, Electronic
- Spotlight with Dual Halogen Bulbs - Remote-Controlled (ACR)
- Steering, Hydraulic - Power-Assisted
- Steering, Tilt Wheel
- Steering Wheel, Wood-Accent
- Switch Panel (Backlit) - Brushed Metal
- Switches, Illuminated Weatherproof
- Rockers & Electronic Dimmer Control

Electronics

- Electronics Circuit, 50 Amp/12V
- VHF Radio with Remote Speaker & 8' Fiberglass Antenna
- VHF Radio (Second Radio) with GPS & 8' Fiberglass Antenna (NEW)
- Raymarine Autopilot - Raypilot ST-8001+
- Raymarine (2) e125 GPS/Chartplotters (NEW)
- Raymarine AIS (send and receive) with Ft Antenna (NEW)
- Sirius Weather Module (NEW)
- Raymarine HD Color Radar with integrated 4kW Open Array (NEW)
- Raymarine CP370 Depth Sounder Module (NEW)
- Raymarine Life Tag System, fully integrated with e125's (NEW)
- Interphase Forward Looking Sonar - Deactivated, But May Be Reactivated As Needed (NEW)
- KVH-5 Satellite Dome Antenna, with Wi-Fi control and DVR ready (NEW)
- Depth Sounder, Second Independent Transducer and Module – ST60+ (NEW)
- Bitstorm Wi-Fi Booster System, Antenna and Router (NEW)

Electrical Systems

- Charles IsoBoost, 50 amp (NEW)
- AGM Sealed/Maintenance Free Batteries, Mains, Thrusters, GenSet (NEW)
- Customized Storage Shelving Above Each Battery Bank (NEW)
- Battery Charger/Converter, 120V/10 Amp/12V
- Battery Charger/Converter, 240V/50 Amp/24V
- Battery Charger Overcurrent Protection
- Battery Equalizer, 60 Amp (2)
- Battery Solenoid Switches, 12V (2), 24V (2)
- Inlet, Cable Television with Cords
- Panel, Circuit Breaker - Remote
- Panel, DC Main Breaker
- Panel, Main Distribution - AC, Housed in an Aluminum Enclosure
- Panel, Main Distribution - DC, Housed in an Aluminum Enclosure
- Shore Power, Cablemaster (Glendinning) 50 Amp/240V/60 Cycle with 50' Cord & Wireless Remote
- Transformer, Shore Power Isolation - 50 Amp/240V/60 Cycle
- Wiring, Color-Coded & Labeled with Chafe Protection

Generator

- Charles IsoBoost, 50 amp (NEW)
- AGM Sealed/Maintenance Free Batteries, Mains, Thrusters, GenSet (NEW)
- Customized Storage Shelving Above Each Battery Bank (NEW)
- Battery Charger/Converter, 120V/10 Amp/12V
- Battery Charger/Converter, 240V/50 Amp/24V
- Battery Charger Overcurrent Protection

- Battery Equalizer, 60 Amp (2)
- Battery Solenoid Switches, 12V (2), 24V (2)
- Inlet, Cable Television with Cords
- Panel, Circuit Breaker - Remote
- Panel, DC Main Breaker
- Panel, Main Distribution - AC, Housed in an Aluminum Enclosure
- Panel, Main Distribution - DC, Housed in an Aluminum Enclosure
- Shore Power, Cablemaster (Glendinning) 50 Amp/240V/60 Cycle with 50' Cord & Wireless Remote
- Transformer, Shore Power Isolation - 50 Amp/240V/60 Cycle
- Wiring, Color-Coded & Labeled with Chafe Protection

Air Conditioning/Heating

BRIDGE

- Reverse-Cycle System, 240V, Upgraded To (27,000 BTU) (NEW)
- Reverse-Cycle System, 240V, Second System (16,000 BTU) (NEW)
- Lower Helm Modified With Removal Wall For Access To 27,000 BTU System (NEW)

CABIN

- (4) Reverse-Cycle System, 240V
- Custom Integral Vent System

Engine Room

- MAN engine 1000 major service completed with the addition of installation of stainless heat exchanger liners.
- MAN engine oil pan gaskets replaced preventatively in 2015. Key engine sensor pickups replaced preventatively. Updated Roth controls. Removed sea water drainage discharge drain plugs. Replaced oil cooler to housing gaskets preventatively. Rebuilt main engine exhaust tube risers. (NEW) • Racor fuel-air separators installed to eliminate

-
- fuel burping when filling • Protective Step Fabricated Over Aft Bilge Pumps (NEW)
 - Emergency Crash Pump Installed On Starboard Engine (NEW)
 - Bilge Pumps, 24V Automatic (2 Bilge, 1 Forward Cabin)
 - Bilge Pumps, 24V Automatic High-Water (1 Bilge, 1 Fwd Cabin)
 - Aft Bilge Emergency Bilge Pump Siren - Audible From Dock When Berthed (NEW)
 - Engine Drip Sumps
 - Exhaust, Power Pac/Lift System
 - Mufflers & Sound Insulation
 - Fan
 - Fire Extinguishers
 - Fire Suppression System - Automatic (Dual) with Diesel Shutdown, Override & Manual Pull
 - Flooring, Fiberglass Diamond Plate
 - Freshwater Cooling
 - Gel-Coated Engine Room, Oyster
 - Insulation, Engine Room - 2" with Vinyl Barrier
 - Ladder, Stainless Steel - Removable/Swing-Away
 - Light, Cord Reel
 - Lighting, 24V (Five Additional Fixtures) (NEW)
 - Oil Changer System - Engines, Transmissions & Generator
 - Storage Rack
 - Synchronizer, Engines

Systems

FUEL SYSTEM

- Crossover Fuel System (Generator Only)

- Fuel Filters (3) (Dual Racor)
- Fuel Lines, USCG - Type A-1
- Fuel Tanks, Aluminum with Electric
- Sending Units (2)
- Racor Fuel-Air Separators, Port And Starboard Tank Fills (NEW)

WATER SYSTEM

- Freshwater Hose & Spigot - Engine Room
- Freshwater Washdown & Dockside Inlet with Cockpit Shower - Hot & Cold
- Pressure Water System with Dual 24V Pumps
- Water Heater, 240V (18-Gallon)
- Water Manifold System
- Water Tank (150-Gallon)

WASTE SYSTEM

- Freshwater Hose & Spigot - Engine Room
- Freshwater Washdown & Dockside Inlet with Cockpit Shower - Hot & Cold
- Pressure Water System with Dual 24V Pumps
- Water Heater, 240V (18-Gallon)
- Water Manifold System
- Water Tank (150-Gallon)

Underwater Gear

- Prop Speed applied to props, rudders, shafts and struts (NEW) • Bonding System with Zinc Hull Plate
- Propeller Shafts, 2 1/2" Stainless Steel (2) - Aquamet 22
- Propellers, Nibral Veem, 4-Blade Cup

-
- Propellers, Nibral Veem, 4-Blade Cup (Spares) (NEW)
 - Rudders, Manganese-Bronze with Stainless Steel Posts
 - Seacocks on all Underwater Fittings
 - Seawater Strainers
 - Shaft Logs, Dripless
 - Struts, Manganese-Bronze
 - Trim Tabs, 24V Hydraulic Transom - Mounted, Heavy-Duty, Dual Rams with Pump

Exclusions

- Owner's Personal Property
- RIB • Direct TV receivers (must be returned to Direct TV)

Exclusions


Owner's personal belongings.

Disclaimer

The Company offers the details of this vessel or yacht in good faith but cannot guarantee or warrant the accuracy of this information nor warrant the condition of the vessel. A buyer should instruct his representatives, agents, or his surveyors, to investigate such details as the buyer desires validated. This vessel or yacht is offered subject to prior sale, price change, or withdrawal without notice.

PHOTOS

Hauled Bow



New Bottom Paint Aug 2015




New Bottom Paint Aug 2015




Cockpit Storage




Cockpit Enclosure Cover Port Side View




Cockpit - Chairs & Carpet




Salon - Custom Ottomans




Galley - Refrigerator & Freezer




Galley - Sink




Galley - Cooktop




Galley



Galley



Galley - Dining




Companionway



Master Stateroom




Master - Raymarine a65 Networked



Master - Raymarine a65 Networked




Master - 32" Samsung HD TV




Master Head - Sink & Mirror



Master Head - Shower



VIP Stateroom



VIP - HD TV & Satellite Added



VIP Head - Shower




VIP Head



Washer & Dryer



Guest Stateroom



ISO Boost Display - Salon




Bridge - Door Lock



Bridge - Forward Seating with Carpet




Bridge - Forward Seating with Table



Bridge - Custom Insert Cushions




Bridge - Aft Seating




Bridge - 32" Samsung HD TV




Bridge - Rear EZ2CY Panel




Bridge - Raymarine e125 & HD Color Radar



Bridge - e125 Direct TV Input



Bridge - e125 Camera Input




Bridge - Helm



Bridge - 2 A/C Units




Bridge - Center Panel with Wiper




Bridge - Starboard Fans




Bridge - Refrigerator & Freezer




Bridge - Windshield Washdown System - Added



EZ2CY & Wiper



EZ2CY with Black Pad




EZ2CY with White Pad




Camera - Port Side




Camera - Starboard Side




KVH Trac 5 Antenna




Cockpit with Cover



Engine Room - Aft Bilge Protection Step - Added



Engine Room - Looking Forward



Engine Room - Looking Aft




Engine Room



Spare Props




Engine Room - Crash Pump



Forward Port Bilge & VacuFlush Pumps




Engine Room - Forward Port Side



Engine Room - Forward Starboard Side



Engine Room - Camera



Engine Room - Oil Changer




A/C Units - Flushing System




AGM Batteries & Genset




AGM Batteries Starboard Side




Port Quarter Lazarette




Port Engine Coupler



Starboard Shaft



Stainless Steel Anchor & Chute



Night - Bridge Steps




Night - Bridge



Night - Stern



Stern View



CONTACTS

Andrey Shestakov, leading yacht broker of the sales department of Shestakov Yacht Sales Inc. Shestakov Yacht Sales Inc., the official representative of the Miami/Fort Lauderdale FL headquarters.

Contact details

Email: **andrey@shestakovyachtsales.com**

Web: shestakovyachtsales.com/en/

Telephones

USA: **+1(954)274-4435**

Office hours

Monday – Saturday: **9:00 - 21:00** EDT

Sunday: **closed**

Address



Harbour Towne Marina, 850 NE 3rd St, STE 213, Dania, FL 33004