

DOUG-OUT — CAROLINA CLASSIC



Builder: CAROLINA CLASSIC

Year Built: 1999

Model: Sport Fisherman

Price: PRICE ON APPLICATION

Location: United States

LOA: 28' 5" (8.66m)

Beam: 10' 6" (3.20m)

Min Draft: 2' 6" (0.76m)

Cruise Speed: 30 Kts. (35 MPH)

Max Speed: 32 Kts. (37 MPH)

Our experienced yacht broker, Andrey Shestakov, will help you choose and buy a yacht that best suits your needs **Doug-Out — CAROLINA CLASSIC** from **our catalogue**. Presently, at **Shestakov Yacht Sales Inc.**, we have a wide variety of yachts available on **our sale's list**. We also work in close contact with all the big **yacht manufacturers** from all over the world.

If you would like to buy a yacht **Doug-Out — CAROLINA CLASSIC** or would like help answering any questions concerning purchasing, selling or chartering a yacht, please call **+1(954)274-4435**

TABLE OF CONTENTS

TABLE OF CONTENTS	2
SPECIFICATIONS	5
Overview	5
Basic Information	5
Dimensions	5
Speed, Capacities and Weight	5
Accommodations	6
Hull and Deck Information	6
Engine Information	6
DETAILED INFORMATION	7
Accommodations	7
Galley	7
Electronics	7
Electrical Equipment	7
Deck Equipment	8
Fishing Equipment	8
Features	8
Mechanical	9
Exclusions	9
Disclaimer	9
PHOTOS	10
Port side	10
Port Bow	10
Port side cockpit and tower aft looking forward	10
Stern	10
Bow deck	10
Bow deck looking aft	10
Transom	11

Port gunwale	11
Starboard gunwale	11
Starboard Tower View	11
Port Tower View	11
Half Tower that folds down	11
Upper Helm Half Tower View Bow Deck	11
Upper Helm Station	11
Upper Helm Half Tower View Aft Cockpit	12
Aft Cockpit	12
Aft Cockpit	12
Starboard side aft cockpit	12
Port side aft cockpit	12
Livewell	12
Starboard side in deck fish box	12
Port side in deck fish box	12
Ice Box	13
Ice Box	13
Port aft seating	13
Port aft seating storage	13
Tackle station w/5 drawers	13
Tackle station Drawer	13
Port side seating	13
Starboard side lower helm	13
Lower Helm station	14
Lower helm and entrance to cabin	14
Cabin	14
Cabin	14
Cabin	14
Galley	14

Galley	14
Head/Shower/Sink	14
Engine Room	15
Starboard Engine	15
Port Engine	15
New bottom paint	15
New bottom paint	15
New bottom paint	15
New bottom paint	15
New bottom paint	15
CONTACTS	16
Contact details	16
Telephones	16
Office hours	16
Address	16

SPECIFICATIONS

Overview

2000 28' Carolina Classic, Express with half tower, twin Cummins 300hp diesels with low hours. Construction is solid fiberglass, and her wide 10'6" beam results in a very roomy cockpit. In spite of the fact that she's a dedicated fishing boat, the 28 has a surprisingly complete cabin below with a big V-berth, standup head with shower, compact galley, air conditioning, and teak framed joinery. The engines are very accessible, the entire bridge deck can be raised on a pair of hydraulic rams at the push of a button. The cockpit has plenty of room for a mounted chair and includes a pair of in deck fish boxes, rod holders, transom livable, tackle center with sink, and fresh and salt water wash downs. Additional features include side dumping exhausts, wide side decks, high gunwales, and a well arranged helm with room for flush mounted electronics. This is a turn key fishing machine ready to go catching!

Basic Information

Category: Sport Fisherman

Sub Category: Express

Model Year: 2000

Year Built: 1999

Country: United States

Vessel Top: Half Tower

Fly Bridge: Yes

Dimensions

LOA: 28' 5" (8.66m)

Beam: 10' 6" (3.20m)

Min Draft: 2' 6" (0.76m)

Speed, Capacities and Weight

Cruise Speed: 30 Kts. (35 MPH)

Max Speed: 32 Kts. (37 MPH)

Displacement: 15000 Pounds

Water Capacity: 55 Gallons

Holding Tank: 15 Gallons

Fuel Capacity: 220 Gallons

Accommodations

Total Cabins: 1

Total Berths: 1

Sleeps: 2

Total Heads: 1

Hull and Deck Information

Hull Material: Fiberglass

Deck Material: Fiberglass

Hull Configuration: Deep Vee

Hull Color: White

Engine Information

Engines: 2

Manufacturer: Cummins

Model: 6BTA59MA-300

Engine Type: Inboard

Fuel Type: Diesel

DETAILED INFORMATION

Accommodations

The 28 is a machine totally designed and precisely built for one purpose: Offshore trophy fishing with long-range fuel capacity. Plenty of living room to include a cabin with six feet of head room, V-berth with filler, Galley with microwave, sink, refrigerator and table, a full walk-in electric head with shower, and storage areas throughout the boat. Best of all is how easy she is to maintain. The dry, oversized engine compartment provides roomy access to the hydraulics, pumps and batteries. The bilge runs in a tunnel underneath the gel-coated engine room, so all vital mechanics stay dry and clean. The air intakes are high above the sheer to keep corrosive salt spray out. Even the cabin walls are finished gel so they can be easily cleaned and kept free of mildew. The cabin is air conditioned and trimmed in teak joinery. The 28 is complete fishing machine to include fresh/salt water wash downs, transom live well, two large in cockpit deck fish boxes, large built in ice box and plenty of storage compartments for all your gear and safety equipment. There is a built in tackle station with deep drawers and twin aluminum single spreader outriggers and a center rigger. There is a lower helm command station complete with electronics and an upper helm station including electronics and a fold down half tower.

Galley

Magic Chef MCB990B Microwave Deep Stainless Steel Sink Norcold A/C-D/C powered Refrigerator

Electronics

CABIN Sony CDX-H9051-P Marine Stereo LOWER HELM Standard VHF Radio Furuno GPS Navigator GP-31 Furuno 1721MK2 CRT Radar with 17" 2KW Dome Antennae Ritchie Compass Sony Remote Control RM-X55M Simrad AP22 Auto Pilot Furuno GP-1850WF Color GPS/WASS Plotter/Sounder Garmin 3206 GPSmap Plotter UPPER HELM Standard Horizon Eclipse DSC+ VHF Radio Ritchie Compass Garmin 3205 GPSmap Plotter

Electrical Equipment

30 Amp Shore Power Inlet with Cord Battery Charger Windlass Dometic Air Conditioner/Heat 6000 BTU (New 2015) 110 volt outlets (Galley, Head, Engine Room) Water Heater Norcold Refrigerator Magic Chef Microwave

Deck Equipment

Windlass Hydraulic Engine Hatch Fresh/Salt Water Washdowns

Fishing Equipment

Single Spreader Outriggers Center Rigger Large Transom Live Well Two (2) large in deck Fish Boxes Tackle Station 5 Drawers Fresh/Salt Water Washdowns Center Cockpit Rocket Launcher (2 Rod holders plus Gimbal) 6 Rod Holders in Gunwale Down Rigger Mount Cockpit Coaming Pads 6 Rod Holders on Tower Legs

Features

- NMMA CERTIFIED
- SOLID FIBERGLASS HULL
- ACOUSTIC AND THERMAL INSULATION
- 3 BILGE PUMPS - 2 OVERSIZED
- ENGINE ALARMS
- ELECTRIC ENGINE HATCH LIFT
- AUTOMATIC HALON SYSTEM
- FUEL FILTER/WATER SEPARATORS
- ALUMINUM FUEL TANKS
- DRIPLESS STUFFING BOXES
- HYDRAULIC TRANSMISSIONS
- PRESSURIZED H/C WATER SYSTEM
- COCKPIT LIGHTING
- 110V SHOREPOWER
- SALT AND FRESH WATER WASHDOWN
- ROCK RACK UNDER GUNWALE
- SELF-BAILING COCKPIT
- TACKLE CABINET/SEAT
- ELECTRIC HEAD W/HOLDING TANK & Y-VALVE
- SHOWER SUMP
- GALLEY SINK
- BATTERY CHARGER
- COAMING PADS
- LIVE BAIT WELL IN TRANSOM
- HALF TOWER WITH CONTROLS
- SPREADER LIGHTS ON TOWER
- OIL CHANGE SYSTEM
- AC/DC ELECTRICAL DISTRIBUTION PANEL
- BATTERY PARALLEL SWITCH

- 3 BATTERIES
- BONDED ELECTRICAL SYSTEM (Completely Rewired 2014)
- HIGH WATER ALARM
- 30 AMP SHORE POWER CORD
- HELM AND COMPANION CHAIRS
- SS STEERING WHEELS (2)
- TRIM TABS
- VDO INSTRUMENTATION
- WINDSHEILD WITH OPENING VENTS
- BOMAR HATCH
- MICROWAVE
- AC/DC REFRIGERATOR
- TABLE
- V-BERTH LOUNGE W/FILLER CUSHION
- ANCHOR LOCKER, BOW ACCESS
- THRU-BOLTED SS DECK HARDWARE
- SS BOW RAIL

Mechanical

Cummins 6BTA59MA-300 300HP turbo charged diesel engines detuned to 285hp, new (2015) Turbo's, both after coolers have been cleaned, engines properly maintained, approximately 1000 hours.

Exclusions

Owner's personal belongings.

Disclaimer

The Company offers the details of this vessel or yacht in good faith but cannot guarantee or warrant the accuracy of this information nor warrant the condition of the vessel. A buyer should instruct his representatives, agents, or his surveyors, to investigate such details as the buyer desires validated. This vessel or yacht is offered subject to prior sale, price change, or withdrawal without notice.

PHOTOS


Port side




Port Bow




Stern



**Port side cockpit and tower aft
looking forward**



Bow deck



Bow deck looking aft



Transom



Port gunwale



Starboard gunwale



Starboard Tower View




Port Tower View



Half Tower that folds down




Upper Helm Station



Upper Helm Half Tower View Bow Deck




**Upper Helm Half Tower View Aft
Cockpit**




Aft Cockpit




Aft Cockpit




Starboard side aft cockpit




Port side aft cockpit



Livewell



Starboard side in deck fish box



Port side in deck fish box



Ice Box



Ice Box



Port aft seating



Port aft seating storage



Tackle station w/5 drawers



Tackle station Drawer



Port side seating



Starboard side lower helm



Lower Helm station



Lower helm and entrance to cabin



Cabin



Cabin



Cabin



Galley



Galley




Head/Shower/Sink



Engine Room




Starboard Engine



Port Engine




New bottom paint



New bottom paint




New bottom paint



New bottom paint



New bottom paint



CONTACTS

Andrey Shestakov, leading yacht broker of the sales department of Shestakov Yacht Sales Inc. Shestakov Yacht Sales Inc., the official representative of the Miami/Fort Lauderdale FL headquarters.

Contact details

Email: **andrey@shestakovyachtsales.com**

Web: shestakovyachtsales.com/en/

Telephones

USA: **+1(954)274-4435**

Office hours

Monday – Saturday: **9:00 - 21:00** EDT

Sunday: **closed**

Address



Harbour Towne Marina, 850 NE 3rd St, STE 213, Dania, FL 33004