

## SEA TRAMP — NIELSON



**Builder:** [Nielson](#)

**Year Built:** 1994

**Model:** Trawler

**Price:** PRICE ON APPLICATION

**Location:** United States

**LOA:** 58' 0" (17.68m)

**Max Draft:** 5' 0" (1.52m)

**Cruise Speed:** 7 Kts. (8 MPH)

**Max Speed:** 11 Kts. (13 MPH)

Our experienced yacht broker, Andrey Shestakov, will help you choose and buy a yacht that best suits your needs **Sea Tramp — Nielson** from **our catalogue**. Presently, at **Shestakov Yacht Sales Inc.**, we have a wide variety of yachts available on **our sale's list**. We also work in close contact with all the big **yacht manufacturers** from all over the world.

If you would like to buy a yacht **Sea Tramp — Nielson** or would like help answering any questions concerning purchasing, selling or chartering a yacht, please call **+1(954)274-4435**

# TABLE OF CONTENTS

---

TABLE OF CONTENTS	2
SPECIFICATIONS	6
Overview	6
Basic Information	6
Dimensions	6
Speed, Capacities and Weight	6
Accommodations	7
Hull and Deck Information	7
Engine Information	7
DETAILED INFORMATION	8
Accomodartions	8
Walkthrough	8
Salon	8
Lower Helm	9
Galley	9
Dinette	9
Master Stateroom	9
Master Head	9
Guest Head	9
Guest Stateroom	9
Mechanics	10
Electrical System Main Features	10
Upper Helm Navigation	10
ForeDeck	10
Hull & Construction	10
Aft Deck	11
Upper Deck	11
Side Deck	11

Lazarette	11
Exclusions	11
Disclaimer	11
PHOTOS	13
AC Control Panel	13
Bilge	13
Bow Haulout	13
Circuits	13
Dinghy	13
Starboard Haulout	13
Starter Battery Bank	13
Portside Profile	13
Electric Panel	14
Portside Haulout	14
Bow View Underway	14
Racors ACs	14
Salon Looking Aft	14
Salon Looking Forward	14
Sea Chest	14
Stairs Aft Deck to Flybridge	14
Stern Haulout	15
Starboard Side Underway	15
Shaft Stuffing	15
Flybridge Controls Cover	15
Workbench Engine froom	15
Aft Deck	15
Aft Deck Door	15
Air Compressor Engine Room	15
Flybridge Paravane Pole Support	16

---

Twin Windlass & Capstan	16
Chain Locker	16
Circuit Board	16
Dinghy 2	16
Dinette	16
Engine Room	16
Engine Room Door	16
Flybridge Eisenglass Enclosure	17
Upper Helm	17
Upper Helm Seating	17
Frigibar Upper Deck	17
Galley 1	17
Guest Suite Bunks	17
Guest Suite Head	17
Engine Room Halon	17
Hydraulics for Lazarette Hatch & Steering	18
Lower Helm	18
Master Stateroom	18
Master Stateroom 2	18
Master Sink	18
Master Shower	18
Master Head	18
Mast	18
Port Foredeck	19
Starboard Foredeck	19
Pumps	19
Swim Platform	19
CONTACTS	20
Contact details	20

---

Telephones	20
Office hours	20
Address	20

---

# SPECIFICATIONS

---

## Overview

---

Sea Tramp is a quality yacht built for live-aboard cruising. The original owner is the yard manager of one of the world's finest boat yards and he built his beloved trawler intending long- distance passagemaking. Although his dreams never materialized in full, his trawler did. Designed and built by Nielsen, hull design collaboration with Nils Lucander of Seattle, Sea Tramp was built in Ft. Lauderdale, Florida and has been lovingly maintained at Lauderdale Marine Center since 1996. New hull paint by Luu Marine May 2015, Sea Tramp is in ready to go in beautiful condition. Only 450 hours on this twin engine beauty.

## Basic Information

---

**Category:** Trawler

**Model Year:** 1994

**Year Built:** 1994

**Country:** United States

## Dimensions

---

**LOA:** 58' 0" (17.68m)

**Max Draft:** 5' 0" (1.52m)

**Clearance:** 43' 0" (13.11m)

## Speed, Capacities and Weight

---

**Cruise Speed:** 7 Kts. (8 MPH)

**Cruise Speed RPM:** 1650 Kts.

**Max Speed:** 11 Kts. (13 MPH)

**Max Speed RPM:** 2600 Kts.

**Displacement:** 1 Pounds

**Water Capacity:** 1300 Gallons

**Holding Tank:** 250 Gallons

**Fuel Capacity:** 2 Gallons

---

## Accommodations

---

**Total Cabins:** 2

**Total Berths:** 3

**Sleeps:** 4

**Total Heads:** 2

---

## Hull and Deck Information

---

**Hull Material:** Steel

**Deck Material:** Steel

**Hull Configuration:** Full Displacement

**Hull Color:** Green

**Hull Designer:** Nils Lucander

---

## Engine Information

---

**Engines:** 2

**Manufacturer:** Ford Lehman

**Engine Type:** Inboard

**Fuel Type:** Diesel

---

# DETAILED INFORMATION

---

## Accomodartions

---

Sleeps 4 in 2 staterooms. There are 2 owner and guest staterooms including 2 guest heads and 1 guest shower.

## Walkthrough

---

Entry from port or starboard side decks into salon and lower helm or from aft deck door into the salon. From helm area, curved staircase leads to large galley to port and full dinette to starboard. Forward to port is a guest cabin with 2 upper/lower bunk beds and ensuite head. To starboard is entry to the master/day head and guest shower. Foreward is the master stateroom with centerline queen bed and access to ensuite master head. Mahogany trim throughout. Aft of the galley is entry to the engine room through the watertight door. Lazarette is aft with access either from the engine room or aft deck hatch. Access to the upper deck and flybridge is from stairs on the port side of the aft deck Master cabin forward has center line queen size berth with ensuite head and shower. Port side guest cabin has twin size bunk berths. Guest head ensuite

## Salon

---

Entry to the salon is from the port and starboard side deck doors or from the aft deck entry door. The salon is spacious and the numerous picture windows add light and brightness. The mahogany wainscot and trim is finely crafted and combined with the textured wallpaper and traditional furniture gives an old-world feel of warmth and elegance.

The forward section of the salon houses the lower helm station with 5 large windows forward and one large window on each side of the console. The port side of the salon has a leatherette Castro couch which converts to a queen sleeper for two. Aft is a recliner and corner table. To starboard are two barrel chars, side table, and tall hanging locker aft.

Ultra Leather sofa Ultraleather easy chair recliner Two lounge chairs(2) Table lamps LG 32" flatscreen TV (5) 3/8" Tempered large windows w/3/4" storm shutters Sony Audio/Video control center unit w/surround sound Sony MP3 DVD/CD/Video CD player Sony stereo speakers Seth Thomas ships clock Seth Thomas barometer Built-in ceiling mounted rod holders Berber carpet Window coverings Corner cabinet table Three screened doors AC wall thermostat



---

## Lower Helm

---

Furuno 72mi radar ICOM M710 ICOM VHF M-422 Kobalt throttles Lehman twin engine control panel Compass AM radio Azimuth compass Pilothouse windshield covers Chart storage drawer 8 Pilothouse windows

---

## Galley

---

4 Burner household size stove range oven Exhaust hood Microwave Large capacity GE Profile 18cft SS combination refrigerator w/ bottom freezer Corner SS large double sink Top & bottom shelves and cabinets Opening hatch w/screen Porthole opening window w/screen 6'3" Headroom

---

## Dinette

---

Large built-in booth dining across from galley seats 6 Sconce lighting 2 opening porthole windows w/screens 3 Storage drawers under seats

---

## Master Stateroom

---

Queen size center line berth Four under berth large drawers Two night lights Wrap around wall shelf Four portholes Two opening hatches w/screens 4 door opening closets Wall bracket mounted 19" flat screen TV Large chest of six drawers AC thermostat wall control Berber carpet 6'6" Headroom

---

## Master Head

---

Galleymaid head Delta Marine head control Walk-in shower Sink & vanity Medicine cabinet Porthole window Blower exhaust Vinyl floor covering

---

## Guest Head

---

Ensuite Galleymaid head Sink & vanity Berber carpet Medicine cabine

---

## Guest Stateroom

---

Upper & lower bunk berths Two opening hatches w/screens Two porthole windows Mahogany wood lattice wall covering Two under berth drawers Door closet w/two

bottom drawers Built-in night stand w/drawer AC thermostat control Berber carpet

---

## Mechanics

---

Twin x 135/hp Diesels IB; Hrs: 450 Lehman Power Corp/Ford. Entry to the engine room is centerline amidships from the galley or from the aft deck hydraulic hatch through the lazarette. 6 foot headroom and easy accessibility to systems and mechanics. Utility workbench with tool storage; additional storage cabinets in the engine room. Twin Lehmans 135hp Hydraulic Kobalt steering Fuel manifold transfer pump cleaning MarineAir 16kBtu AquaAir 12kBtu AquaAir 5kBtu Wet exhaust risers (4) Battery boxes w/cutoff switches (6) Racor filters paired to each engine and one each to generators Groco raw water flow monitor GalleyMaid 5psi water pump w/pressure tank 20gl SS hot water tank (4) Bilge pumps Jabsco/Rule

---

## Electrical System Main Features

---

Westerbeke generator 20kW Fisher Panda generator 4.5kW 50 amp shorepower 3kW inverter 150 amp battery charger 900 amp HR house bank batteries 6 Lifeline 6V 300amp HR batteries

---

## Upper Helm Navigation

---

Two helm chairs ICOM VHF M-422 Furuno 72mi radar w/13" repeater scope screen Garmin chart plotter GPS ICOM VHF M-422 Lehman engine control panels Lowrance 2460 depth sounder Simrad autopilot Kobalt throttle controls Classic large mahogany wheel hydraulic Kobalt steering Magnetic compass w/navigation balls Azimuth 1000 electronic compass Lofrons windlass control Fusion CD player & radio Water system monitor Spot light control

---

## ForeDeck

---

The spacious foredeck is designed to house a large dinghy or fishing skiff. Plenty of walk-around room for access dinghy or anchor tackle. 16' Dixie CC w/60hp 4 stroke Suzuki outboard Lofrans dual windlass w/gypsy capstan 150lb Danforth anchor w/200' 1/2" chain 110lb Bruce anchor w/300' 3/8" chain (2) Deck boxes Propane storage box (1-3) Mast with crows nest/spotlight/TV antenna/VHF antenna Boom crane with double winches for dinghy launch Non-skid paint Fresh water outlet front of house Fresh water outlet chain locker

---

## Hull & Construction

---

1 1/4" Stainless Steel stantions and hardware throughout deck. 3/16" steel hull 5 coats of International epoxy coating inside & outside 2" sprayed closed urethane foam hull sides & 3" overhead 6 Hatches w/screens 14 Portholes w/screens Awlgrip painted hull 2015 Nonskid deck Paravanes & supporting deployment poles Supporting aluminum upper deck structure for deploying paravanes Brackets for storage of paravanes on stern hull

---

## Aft Deck

---

(2) Fishing lounge chairs Magma stainless steel grill Freshwater outlet Transom door Hydraulic hatch to lazarette Swim platform Non-skid paint Stairs on port side to upper deck Large dock box size storage locker with cushioned seat

---

## Upper Deck

---

Wrap around helm bench seating Helm navigation area bimini cover Einsenglass helm area w/rear window curtain SS 1 1/4" stantions and safety rails Frigibar frig/freezer dock box w/cushion seating

---

## Side Deck

---

Full walkaround sidedecks

---

## Lazarrette

---

Entrance through either electric hydraulic aft deck hatch or watertight door in aft area of engine room. Easy wooden stair entry.

Stand alone residential washer & dryer Hydraulics for hatch and steering Large storage area

---

## Exclusions

---

Owner's personal belongings.

---

## Disclaimer

---

The Company offers the details of this vessel or yacht in good faith but cannot guarantee or warrant the accuracy of this information nor warrant the condition of the vessel. A buyer should instruct his representatives, agents, or his surveyors, to

investigate such details as the buyer desires validated. This vessel or yacht is offered subject to prior sale, price change, or withdrawal without notice.

---

# PHOTOS

---

**AC Control Panel**



**Bilge**




**Bow Haulout**




**Circuits**




**Dinghy**



**Starboard Haulout**



**Starter Battery Bank**



**Portside Profile**



**Electric Panel**



**Portside Haulout**



**Bow View Underway**



**Racors ACs**



**Salon Looking Aft**



**Salon Looking Forward**



**Sea Chest**



**Stairs Aft Deck to Flybridge**



**Stern Haulout**



**Starboard Side Underway**



**Shaft Stuffing**



**Flybridge Controls Cover**



**Workbench Engine from**



**Aft Deck**



**Aft Deck Door**



**Air Compressor Engine Room**



**Flybridge Paravane Pole Support**



**Twin Windlass & Capstan**



**Chain Locker**



**Circuit Board**



**Dinghy 2**



**Dinette**



**Engine Room**



**Engine Room Door**





**Flybridge Eisenglass Enclosure**



**Upper Helm**



**Upper Helm Seating**



**Frigibar Upper Deck**



**Galley 1**



**Guest Suite Bunks**




**Guest Suite Head**




**Engine Room Halon**




**Lower Helm**




**Hydraulics for Lazarette Hatch & Sterring**




**Master Stateroom**




**Master Stateroom 2**




**Master Sink**



**Master Shower**



**Master Head**



**Mast**



**Port Foredeck**



**Starboard Foredeck**



**Pumps**



**Swim Platform**



# CONTACTS

---

Andrey Shestakov, leading yacht broker of the sales department of Shestakov Yacht Sales Inc. Shestakov Yacht Sales Inc., the official representative of the Miami/Fort Lauderdale FL headquarters.

## Contact details

---

Email: **andrey@shestakovyachtsales.com**

Web: [shestakovyachtsales.com/en/](http://shestakovyachtsales.com/en/)

## Telephones

---

USA: **+1(954)274-4435**

## Office hours

---

Monday – Saturday: **9:00 - 21:00** EDT

Sunday: **closed**

## Address

---



Harbour Towne Marina, 850 NE 3rd St, STE 213, Dania, FL 33004