

## JOSIE — SELENE



**Builder:** SELENE

**Year Built:** 2001

**Model:** Trawler

**Price:** PRICE ON APPLICATION

**Location:** United States

**LOA:** 59' 10" (18.24m)

**Beam:** 16' 8" (5.08m)

**Min Draft:** 5' 10" (1.78m)

Our experienced yacht broker, Andrey Shestakov, will help you choose and buy a yacht that best suits your needs **Josie — SELENE** from our catalogue. Presently, at Shestakov Yacht Sales Inc., we have a wide variety of yachts available on our sale's list. We also work in close contact with all the big yacht manufacturers from all over the world.

If you would like to buy a yacht **Josie — SELENE** or would like help answering any questions concerning purchasing, selling or chartering a yacht, please call **+1(954)274-4435**

---

# TABLE OF CONTENTS

---

TABLE OF CONTENTS	2
SPECIFICATIONS	3
Overview	3
Basic Information	9
Dimensions	9
Speed, Capacities and Weight	9
Accommodations	10
Hull and Deck Information	10
Engine Information	10
PHOTOS	11
At the Dock stern	11
CONTACTS	16
Contact details	16
Telephones	16
Office hours	16
Address	16

---

# SPECIFICATIONS

---

## Overview

---

### Accommodations

Please enter this beautiful Selene 53 from either the transom swimstep or from one of the two the side cockpit gates. She has a fully covered large **Cockpit**, with covered side companionways to keep you dry on a rainy day.

- (2) electric Scotty downrigger mounts
- chest electric freezer
- Spiral stairs to Flybridge / Boatdeck
- 50 amp shore power connection
- fire extinguisher
- (2) sets of (4) stainless steel hooks
- (10) jam cleats, (5) each side of vessel
- WHALE Gusher hand pump

Entering the **Saloon** you have the L-shaped dinette with large table to port and a bucket chair to starboard and Teak & Holly floors. The Saloon also has a diesel stove to keep you warm on those cold wet Alaska days.

Forward and to port is the large Galley with granite countertops, propane stove, large refrigerator and double sink. Starboard side from the Galley is a set of (6) stairs down to the Midship Master cabin and Engine room. In the center is a set of (3) stairs up to the raised Pilothouse.

The **Pilothouse** has port & starboard dutch doors to the side decks which takes you to the Portuguese bulkhead and Bow or aft to the side decks and Cockpit. On the starboard side of the Pilothouse forward is a set of (9) stairs down to the (3) cabins and a set of (6) stairs aft up to the Flybridge and Boat Deck.

When entering the **Master** cabin from the Galley stairs you will see the Head to your starboard and the Engine room door to your port. The fore/aft Island queen has an 8" thick mattress and two night stands with reading lights. There are numerous drawers and (2) hanging lockers.

- island queen w/ 8" memory foam mattress
- (2) hanging lockers
- (4) drawers
- (5) storage lockers
- (1) TV corner cabinet
- 5' of book shelves
- 5' counter top
- (2) port lights w/screens
- (2) reading lights

## The **Master Head**:

- electric TECMA freshwater toilet
- sink
- separate shower with molded seat w/teak & teak grate floor
- swivel mirror
- (2) towel bars
- (4) storage lockers
- (2) port lights w/screens

As you walk forward, you leave the Master cabin to the companionway and stairs from the Pilothouse. The washer & dryer combo is in the cabinet to the port. There is an electric baseboard heater.

Forward to the port is the **Guest** cabin with (2) single bunks and built-in drawers.

- (2) twin bunks
- (2) reading lights
- (2) port lights w/screens
- (1) desk w/storage under
- (1) swivel stool
- (1) drawer
- (1) hanging locker
- 4' book shelves
- 2-step ladder to top bunk

The **Guest Head** is across the companionway and up (1) step to starboard from the Guest cabin.

- electric TECMA freshwater toilet
- sink
- separate shower with molded seat w/teak & teak grate floor
- swivel mirror
- (2) towel bars & (5) hooks
- (6) storage lockers
- (2) port lights w/screens

The **VIP** cabin is forward with full width V-berth. The V-insert makes the bunk very large.

- (5) drawers
- (1) hanging locker
- (4) portholes w/screens
- (7) books/storage shelves
- (1) opening overhead hatch

## Saloon & Galley

The Galley has beautiful dark granite countertops and lots of storage.

- GE Profile Sensor Convection Oven/Microwave
- NORCOLD Refrigerator & Freezer
- (3) burner propane stove & oven
- double stainless steel sink
- (1) opening window
- teak & holly floor
- toe kick rope light
- (4) overhead storage cabinets
- (2) deep pantry cabinets behind stove
- (5) lower drawers
- (4) lower storage cabinets
- AC cockpit deck freezer
- GRUNERT cold plate freezer in Lazarette
- Propane BBQ with cover and separate tank (in cockpit)

The **Commissary** is the huge pantry with access from the floor hatch at the aft of the Saloon. This area is almost 48 sqft with teak doors and cabinets for wine and food storage.

- Wine locker

The **Saloon**:

- L- shaped settee
- Upgraded dining table with extending folding ends
- TV, DVD, CD, and surround sound stereo
- electric baseboard heater
- Diesel heater stove
- Teak & Holly floor
- (5) opening tinted windows with screens
- teak valences with rope light
- wood slatted shades
- (8) storage drawers
- (3) storage lockers
- (2) magazine / book racks
- fire extinguisher
- bucket chair
- diesel heater
- GRUNERT freezer thermostat
- EPRIB

## Pilothouse

The Pilothouse has port & starboard dutch doors to the side decks which takes you to the

Portuguese bulkhead and Bow or aft to the Cockpit. The Pilothouse also has an L-shaped settee with arm rests, cup holders, table, and a pilot berth behind. On the starboard side of the Pilothouse is a set of (9) stairs forward down to the (3) cabins and a set of (6) stairs aft up to the Flybridge and Boat Deck.

- raised L-shaped settee with folding arm rests
- Pilot berth
- Helm
- (2) opening tinted windows
- (1) opening overhead hatch
- (1) chart table light
- (4) storage cabinets
- (2) binocular holders
- (12) storage/book/magazine holders
- (2) Dutch doors
- overhead fishing pole storage for (8)
- electric baseboard head
- diesel heat and defrosters vents
- bar size refrigerator
- Teak & Holly floor

## Electronics and Navigation

- RAYMARINE navigation system
- RAYMARINE RN300 GPS
- RAYMARINE L1250 Chart/ fish finder
- RAYMARINE ST7001 Autopilot with remote
- RAYMARINE RL80C Pathfinder LCD
- RAYMARINE ST60 depth finder (with additional monitor in Master cabin)
- RAYMARINE ST60 wind
- ICOM IC-M502 VHF radio
- ICOM Command mic VHF
- ICOM IC-M127 VHF
- ICOM VHF radio in Master
- BIG BAY PC with NOBLETEC
- (2) 10" color screens displaying radar, chart plotter, (C-map), depth sounder
- RICHIE compass
- BBX Wi-Fi antenna
- CB radio
- Wireless cell phone booster
- TANKWATCH4 display
- MAXWELL windless controls

- JABSCO search light
- HEART INTERFACE LINK 2000 inverter display
- HEART INTERFACE PathMaker display
- PT battery charger with remote panel

## Mechanical

- CUMMINS Diamond C-series 420hp (4502 hours)
- 12kw WESTERBEKE generator (2553 hours)
- TWINDISC trolling valve
- REVERSO Oil Change pump for main engine and generator
- Fresh water flush system on main and generator
- SIDEPOWER Bow and Stern thrusters
- Built in tool box / work bench w/vise and stool in engine room
- DIESEL DIALYSIS Fuel polishing system
- WEBASTO Hydronic diesel heater with hot water
- 20 gal hot water tank with heat exchanger from WABASTO and engine
- 40 gph AQUA MARINE watermaker
- X CALIBAR silent fresh water pump
- Holding Tank Bubbler
- Generator exhaust is silent with water separator
- (2) "Water Witch" bilge pump switches
- Hydraulic Steering
- (3) electric baseboard heaters (Saloon, Pilothouse, lower companionway)

## Electrical

This Selene has many extra AC outlets throughout the boat, as well as many 12 volt & 110 volt lights.

- 12kw WESTERBEKE generator (2553 hours)
- Generator exhaust is silent with water separator
- 30 amp / 50 amp
- LEEEXE NEVIL 140 amp alternator with 3-stage BALMAR regulator
- Starting batteries for main and gen, thruster batteries
- Backlit electrical panel
- Wired for cable or Sat. TV
- Horn on Pilothouse roof
- PHASE THREE - 3 Stage Smart Charger
- HEART 3000 inverter
- (12) 6-Volt house batteries (1440 amp hours)
- Additional overhead lighting in the Saloon and Pilothouse
- Search light with remote

- Shore power cable adapter
- bilge and sump pump alarm system

## Deck & Flybridge

- MAXWELL windlass
- (2) separate deck access chain lockers
- 110 lb BRUCE with 400 feet chain
- 2nd plow anchor and rode
- 3rd spare anchor also on bow
- rail hold for (4) fenders
- Fresh & salt water wash downs
- Stainless Sampson Post 5"
- Ship's bell
- Large deck box on Boat Deck
- Mast & Boom with up & down electric winches
- (2) Helm chairs at Flybridge Helm
- Stairs from Cockpit to Boat Deck
- Full covered Cockpit with side canvas windows
- (5) jam cleats for fenders on port & starboard sides (10 total)
- electric chest freezer with cushion top in the cockpit.
- Swim step with two staples
- outboard motor mount & pulley system
- WEST MARINE inflatable floor 9' dingy
- MERCURY 4-stroke 4hp outboard
- MAGMA fish cutting board mounted on aft staple
- Emergency tiller
- (2) SCOTTY electric downrigger mounts and plugs in cockpit

## Additional Information

- WEBASTO Hydronic diesel heater with hot water
- 40gph AQUA MARINE watermaker
- Electric heaters in the saloon, pilothouse and below hallway
- Automatic air mixing system to holding tank
- Plexi covers over shower sump and pump
- Spur line shaft cutter

## Overview Features

This 53' Selene Pilothouse just listed and PRICED TO SELL!!!! The owners are retiring from



boating after many years on the water.

You do not want to miss this one. She is the 3 cabin and 2 head layout with the Galley to Port and a full hardtop cockpit cover. She is a multiple Alaska veteran and ready to take up on the trip.

### Exclusions

Personal items, artwork, bedding and staging items for marketing the vessel.

**Disclaimer** The Company offers the details of this vessel in good faith but cannot guarantee or warrant the accuracy of this information nor warrant the condition of the vessel. A buyer should instruct his agents, or his surveyors, to investigate such details as the buyer desires validated. This vessel is offered subject to prior sale, price change, or withdrawal without notice.

## Basic Information

---

**Category:** Trawler

**Sub Category:** Raised Pilothouse

**Model Year:** 2001

**Year Built:** 2001

**Country:** United States

**Fly Bridge:** Yes

**Cockpit:** Yes

## Dimensions

---

**LOA:** 59' 10" (18.24m)

**LWL:** 48' 11" (14.91m)

**Beam:** 16' 8" (5.08m)

**Min Draft:** 5' 10" (1.78m)

## Speed, Capacities and Weight

---

**Displacement:** 85000 Pounds

**Water Capacity:** 400 Gallons

**Holding Tank:** 70 Gallons

**Fuel Capacity:** 1100 Gallons

---

## Accommodations

---

**Total Cabins:** 3

**Total Berths:** 5

**Sleeps:** 7

**Total Heads:** 2

---

## Hull and Deck Information

---

**Hull Material:** Fiberglass

**Hull Configuration:** Semi-Displacement

**Hull Color:** cream

---

## Engine Information

---

**Engines:** 1

**Manufacturer:** Cummins


**Model:** Diamond C Series

**Engine Type:** Inboard

**Fuel Type:** Diesel

# PHOTOS



At the Dock stern











# CONTACTS

---

Andrey Shestakov, leading yacht broker of the sales department of Shestakov Yacht Sales Inc. Shestakov Yacht Sales Inc., the official representative of the Miami/Fort Lauderdale FL headquarters.

## Contact details

---

Email: [andrey@shestakovyachtsales.com](mailto:andrey@shestakovyachtsales.com)

Web: [shestakovyachtsales.com/en/](http://shestakovyachtsales.com/en/)

## Telephones

---

USA: +1(954)274-4435

## Office hours

---

Monday – Saturday: **9:00 - 21:00** EDT

Sunday: **closed**

## Address

---



Harbour Towne Marina, 850 NE 3rd St,  
STE 213, Dania, FL 33004