

WIDGEON — DEVLIN BOATBUILDERS



Builder: DEVLIN BOATBUILDERS

Year Built: 2007

Model: Trawler

Price: PRICE ON APPLICATION

Location: United States

LOA: 45' 10" (13.97m)

Beam: 13' 2" (4.01m)

Max Draft: 4' 7" (1.40m)

Cruise Speed: 8 Kts. (9 MPH)

Max Speed: 9 Kts. (10 MPH)

Our experienced yacht broker, Andrey Shestakov, will help you choose and buy a yacht that best suits your needs **WIDGEON — DEVLIN BOATBUILDERS** from **our catalogue**. Presently, at **Shestakov Yacht Sales Inc.**, we have a wide variety of yachts available on **our sale's list**. We also work in close contact with all the big **yacht manufacturers** from all over the world.

If you would like to buy a yacht **WIDGEON — DEVLIN BOATBUILDERS** or would like help answering any questions concerning purchasing, selling or chartering a yacht, please call **+1(954)274-4435**

TABLE OF CONTENTS

TABLE OF CONTENTS	2
SPECIFICATIONS	4
Overview	4
Basic Information	4
Dimensions	4
Speed, Capacities and Weight	5
Accommodations	5
Hull and Deck Information	5
Engine Information	5
DETAILED INFORMATION	6
Interior	6
Galley	6
Electrical	7
Electronics & Navigation	7
Deck & Hull	7
Engine & Mechanical	8
Construction	8
Remarks	9
Exclusions	9
Exclusions	9
Disclaimer	9
PHOTOS	10
Pilothouse	10
Helm Console	10
Console	10
Side Pilothouse Door	10
Pilothouse Seating	10
Dinette with Galley to Starboard	10

Dinette	10
Galley	10
Salon Aft Portside with Galley	11
Salon Looking Aft	11
Master Stateroom	11
Master Stateroom - Port	11
Master Stateroom - Starboard	11
Engine Room	11
Engine Room	11
Engine Room	11
Hanging Locker with Additional Engine Room Access	12
Foredeck	12
Anchor Windlass	12
Radar	12
Side Decks	12
Cockpit	12
Bow	12
Bow	12
Stern	13
CONTACTS	14
Contact details	14
Telephones	14
Office hours	14
Address	14

SPECIFICATIONS

Overview

The Sockeye 45 is a full displacement type boat with an almost workboat type appearance. It has enough room inside to be comfortable with two couples. Its draft is modest enough to allow it to cruise in almost any waters you might encounter on the West or the East Coasts. The profile is straight West Coast Tug type yacht with a heavy portion of fishboat thrown in.

Her power is the smooth running John Deere 4045 TFM and she runs along at 8 knots cruise speed with a fuel burn of under 2 gallons per hour, very quiet and smooth. Max speed is 9.3 knots. The Sockeye cruisers are more than capable of going to Alaska and back. WIDGEON is in Bristol condition and has newly upgraded Furuno instruments, radar, 3rd plotter and depth, and stern thruster added just 2 years ago. Laid out as a perfect couples cruiser for the Northwest, WIDGEON lacks for nothing and is ready to take her new owners venturing this summer!

Laid out as a perfect couples cruiser for the Northwest, WIDGEON lacks for nothing and is ready to take her new owners venturing this summer!

Basic Information

Category: Trawler

Sub Category: Long Range Cruiser

Model Year: 2007

Year Built: 2007

Country: United States

Vessel Top: Enclosed Pilothouse

Cockpit: Yes

Dimensions

LOA: 45' 10" (13.97m)

Beam: 13' 2" (4.01m)

Max Draft: 4' 7" (1.40m)

Speed, Capacities and Weight

Cruise Speed: 8 Kts. (9 MPH)

Max Speed: 9 Kts. (10 MPH)

Displacement: 38000 Pounds

Water Capacity: 120 Gallons

Fuel Capacity: 580 Gallons

Accommodations

Total Cabins: 1

Sleeps: 4

Total Heads: 1

Hull and Deck Information

Hull Material: Wood Epoxy

Deck Material: Composite

Hull Configuration: Full Displacement

Hull Designer: Devlin Designing
Boatbuilders

Engine Information

Engines: 1

Manufacturer: John Deere

Model: 4045TFM

Fuel Type: Diesel

DETAILED INFORMATION

Interior

Inviting and spacious cockpit welcomes you aboard this impeccably presented trawler. Enter the main salon to the well lit warmth of the galley, dining and lounge area. There is a large shower/ utility room to starboard and the L-shaped cooking counter to port. Forward you will encounter the wide sink and counters with opening window port and starboard. There is abundant storage. Also note the Dickenson diesel heater for gracious ambient heating. To port, the raised salon seating offers comfortable vantage points at rest and underway. This area converts to a double sleeping accommodation as needed.

Step up into the wheelhouse and enjoy the excellent ventilation and light at the modern helm station. There is a commodious L- settee, and starboard slider-door opens to the foredeck and side decks.

Stepping below you enter the Master stateroom which has the charm of a country cabin to delight the senses. Overhead the Butterfly hatch brings in light and air, the queen double is on centerline with easy access from both sides. There is a second Dickinson stove and many shelves and cabinets in this spacious stateroom. Aft is the large hanging closet where one finds a second walk-in access to the front end of the engine room. Stepping aft into the head, you have the sink forward and a separate compartment aft with the high tech composting WC. At the aft end of the head compartment is the walk-in entry to the engine room.

Laid out as a perfect couples cruiser for the Northwest, WIDGEON lacks for nothing and is ready to take her new owners venturing this summer!

Galley

- Force 10 3-burner stainless steel propane range
- (12) gallon Seaward stainless steel hot water tank
- Wilsonart solid countertops
- Scandvik double sink & faucet
- Lift off doors below sink
- Dinette table solid Flame Cherry top - hydraulic assist up and down
- Waeco RD115 stainless steel below counter refrigerator
- Waeco RD115 stainless steel below counter freezer
- (2) 5 gallon aluminum propane tank and solenoid system (in locker under BBQ area cockpit)

Electrical

- Northern Lights 5kw generator (560 hrs. 6/2015)
- Racor double manifold fuel filter for generator
- Glendinning Cablemaster shore power cord
- Shorepower 30 amp service with (1) AC outlets
- Statpower ProSine 3.0 inverter/charger
- House bank (4) 4D AGM batteries
- Starting battery (1) group 8D deep cycle AGM type
- Isolation transformer

Electronics & Navigation

- Ritchie Navigator Compass
- (2) Furuno MFD12 multifunction display
- Furuno MFD8 multifunction display
- Furuno DRS4D radar antenna 4kW 24" dome - includes 15 meter cable
- Furuno Hub 101 network hub
- Furuno 5 meter LAN cable
- Furuno C-Map Megawide chart region - West Coast of North America
- Furuno PG500R fluxgate compass
- ComNav Mariner Class B AIS transceiver
- Furuno 600 watt transducer
- Robertson AP20 Autopilot with AP20 control
- Robertson AP21 full function remote with 7m cable
- Robertson CI300X compass interface unit
- Simrad IS15 Wind system
- Icom M127 VHF with UA4 30 watt amplifier and Newmar PA30 speaker
- Icom M127 VHF
- Shakespeare 5018 Galaxy VHF antenna 17' 9db (2)
- Shakespeare 410 mount set (2)
- Digital 563CW 4' dual band cellular antenna
- Digital DA4000 cellular amplifier
- Digital DM2232 SS ratchet mount

Deck & Hull

- Custom aluminum mast with SS rigging
- Radar mounted on separate mast pilothouse roof-top
- Floodlights forward and aft below spreaders
- Muir horizontal electric anchor windlass model #MHR2500
- Bruce 44 lb. anchor stainless steel

- 200' of 3/8" chain / 150' of 5/8" 3-strand nylon rode
- Custom anchor roller at bow - port & starboard side
- Extended hardtop over 1/2 of the cockpit space
- Nick Jackson electric dinghy davit w/winch (for 800 lbs. weight capacity)
- Dinghy cradle on main salon - top
- Rigid bottom inflatable w/4hp Nissan outboard
- Outside BBQ station
- Stainless steel boarding ladder with brackets starboard
- Freshwater deck rinse system bow and stern outlets
- U-shaped seating/storage area in stern of boat
- Cockpit table (removable post)
- Coast Guard commissioning package

Engine & Mechanical

- Micro Commander Electronic Engine Controls
- Sidepower SP100 bow thruster
- Sidepower retractable stern thruster (2013)
- 2" Stainless steel engine shaft
- Rudder SS deflector trim tab rudder
- Heavy duty hydraulic steering and rudder control
- 5-Bladed Michigan Wheel propeller
- Aquadrive
- Wet exhaust system w/raw water strainer
- Racor double manifold fuel filter
- Reverso Oil discharge system

Construction

Devlin's patented Stitch and Glue construction method used for boat construction yields a strong, relatively lightweight structure that has at least the same or in most examples even greater strength than conventional fiberglass construction. The boat built with the Stitch and Glue method has maintenance similar to that of a painted fiberglass boat and has many additional advantages to other building methods. With the Stitch and Glue method the entire vessels structure is true Monocoque in type, with all the components of the boat contributing to the overall strength and stiffness of the structure. The Stitch and Glue boat doesn't sweat or draw moisture like other methods of boat construction have a tendency to do, the hulls are quieter, all areas of the boat are accessible and if there is maintenance necessary, it is easy to gain access to the hull skin itself and repairs can be done simply and quickly with a very basic kit of tools and materials. Stitch and Glue construction has no potential for the dreaded nemesis of conventional fiberglass construction "gel coat blisters" as Devlin Boats used High

Grade Marine Epoxy Resins for all lay-up, sheathing and sealing of the structure. By using only the very finest of materials in all aspects of the boats construction, Devlin Boats offers to you an absolutely unique and beautiful vessel.

Remarks

The Sockeye 45 is a full displacement type boat with an almost workboat type appearance. It has enough room inside to be comfortable with two couples. Its draft is modest enough to allow it to cruise in almost any waters you might encounter on the West or the East Coasts. The profile is straight West Coast Tug type yacht with a heavy portion of fishboat thrown in.

Her power is the smooth running John Deere 4045 TFM and she runs along at 8 knots cruise speed with a fuel burn of under 2 gallons per hour, very quiet and smooth. Max speed is 9.3 knots. The Sockeye cruisers are more than capable of going to Alaska and back. WIDGEON is in Bristol condition and has newly upgraded Furuno instruments, radar, 3rd plotter and depth, and stern thruster added just 2 years ago.

Laid out as a perfect couples cruiser for the Northwest, WIDGEON lacks for nothing and is ready to take her new owners venturing this summer!

Exclusions

All personal gear; loose items; galley gear; CD's; charts; fishing equipment; tools; spare parts; supplies & items not specifically listed on equipment list specifications sheet.

Exclusions

Owner's personal belongings.

Disclaimer

The Company offers the details of this vessel or yacht in good faith but cannot guarantee or warrant the accuracy of this information nor warrant the condition of the vessel. A buyer should instruct his representatives, agents, or his surveyors, to investigate such details as the buyer desires validated. This vessel or yacht is offered subject to prior sale, price change, or withdrawal without notice.

PHOTOS


Pilothouse



Helm Console




Console



Side Pilothouse Door




Pilothouse Seating



Dinette with Galley to Starboard




Dinette



Galley




Salon Aft Portside with Galley



Salon Looking Aft




Master Stateroom



Master Stateroom - Port




Master Stateroom - Starboard




Engine Room




Engine Room



Engine Room




Hanging Locker with Additional Engine Room Access




Foredeck




Anchor Windlass




Radar




Side Decks




Cockpit




Bow



Bow



Stern



CONTACTS

Andrey Shestakov, leading yacht broker of the sales department of Shestakov Yacht Sales Inc. Shestakov Yacht Sales Inc., the official representative of the Miami/Fort Lauderdale FL headquarters.

Contact details

Email: **andrey@shestakovyachtsales.com**

Web: shestakovyachtsales.com/en/

Telephones

USA: **+1(954)274-4435**

Office hours

Monday – Saturday: **9:00 - 21:00** EDT

Sunday: **closed**

Address



Harbour Towne Marina, 850 NE 3rd St, STE 213, Dania, FL 33004