

ESCAPE — NEPTUNUS



Судостроитель: NEPTUNUS

Год постройки: 2007

Модель: Моторная яхта

Цена: **ЦЕНА ЯХТЫ ПО ЗАПРОСУ**

Местонахождение: United States

Длина общая: 62' 0" (18.90m)

Ширина: 16' 8" (5.08m)

Мин. осадка: 5' 0" (1.52m)

Макс. осадка: 5' 3" (1.60m)

Крейс. скорость: 25 Kts. (29 MPH)

Макс. скорость: 29 Kts. (33 MPH)

Купить **ESCAPE — NEPTUNUS** а также выбрать подходящую вам яхту из нашего каталога яхт вам поможет опытный яхтенный брокер Андрей Шестаков. На сегодняшний день компания **Shestakov Yacht Sales Inc.** имеет большое количество яхт в собственном списке продаж, а также тесно сотрудничает со всеми крупными яхтенными производителями по всему миру.

Для того чтобы купить яхту **ESCAPE — NEPTUNUS** а также проконсультироваться по любому вопросу связанному с покупкой, продажей, чартером яхт позвоните по телефону **+7(918)465-66-44**.

ОГЛАВЛЕНИЕ

ОГЛАВЛЕНИЕ	2
ХАРАКТЕРИСТИКИ	7
Основная информация	7
Размеры	7
Скорость, вместимость и масса	7
Размещение	8
Корпус и палуба	8
Информация о двигателе	8
ПОДРОБНОЕ ОПИСАНИЕ	9
Vessel Walkthrough	9
Salon	9
Galley	10
Lower Station, Forward to port, includes:	10
Dining Area	10
Companionway	11
Master Cabin	11
Master Head	11
Guest Head	12
Starboard Side Guest Cabin	12
VIP Cabin	13
Forward Deck	13
Aft Deck	13
Tender	14
Lazarette	14
Flybridge	14
Flybridge Navigation Equipment	15
Engine Room	15
Electrical	16

Construction Details	16
Recent Engine Service	17
Remarks	17
Exclusions	17
Disclaimer	17
Исключения	17
Отказ от ответственности	17
ФОТОГРАФИИ	19
Salon Looking Forward	19
Salon to Starboard	19
Salon to Port	19
Salon Aft to Starboard	19
Salon Aft to Port	19
Galley to Starboard	19
Galley to Port	20
Lower Helm	20
Dinnette	20
Extra Wide Companionway	20
Companionway Electrical Panel	20
Companionway Custom Storage	20
Master Looking Aft	21
Master to Port	21
Master to Starboard	21
Master Looking Forward	21
Master New Style Hull Ports	21
Master Shower & Vanity to Starboard	21
Master Head & Sink to Port	22
Companionway Looking Forward	22
Guest Head	22

Guest Cabin Looking Aft	22
Guest Cabin Looking Forward	22
VIP Looking Forward	22
VIP to Port	23
VIP to Starboard	23
Foredeck	23
Sun Pad	23
Windlass Detail	23
Side Deck	23
Aft Deck Seating	24
Aft Deck to Port	24
Aft Deck to Starboard	24
Starboard Wing Station	24
Transom	24
Deluxe Tender	24
Tender	25
Tender	25
Lazarette Watermaker	25
Washer	25
Dryer	25
EZ Access to Flybridge	25
Hinged Door Over Flybridge Stairs	26
Flybridge Seating	26
Flybridge Looking Aft	26
Flybridge Bar/Grills	26
Custom Grill	26
Starboard Side Bar	26
LCD TV Pops up & Swivel	27
800 lbs Davit for Scooter	27

Bridge Sun Lounge	27
Bridge Sun Lounge	27
New Aft Flybridge Enclosure	27
Double Stidd Helm Seat	27
Helm	28
Helm Detail to Port	28
Helm Detail to Starboard	28
Helm Lower	28
Helm Outboard	28
Portside Double Stidd	28
Portside Wing Station	29
Port Engine	29
Starboard Engine	29
CAT Generator	29
Engine Room Forward	29
Chilled Water AC	29
Alternate Profile	30
Alternate Profile	30
Alternate Profile	30
Alternate Profile	30
Alternate Profile	30
Alternate Profile	30
Alternate Profile	30
Alternate Profile	31
Running Shot	31
Running Shot	31
Running Shot	31
Running Shot	31
Neptunus Crown	31
Escape Built by the 128 Employees of Neptunus Yachts	32

КОНТАКТЫ	33
Контактная информация	33
Телефоны	33
Время работы	33
Адрес	33

ХАРАКТЕРИСТИКИ

Основная информация

Тип судна: Моторная яхта

Подкатегория: Flybridge

Модельный год: 2008

Год постройки: 2007

Страна: United States

Верх: Bimini Top

Открытая палуба мостика: Да

Размеры

Длина общая: 62' 0" (18.90m)

Длина по ватерлинии: 58' 9" (17.91m)

Ширина: 16' 8" (5.08m)

Мин. осадка: 5' 0" (1.52m)

Макс. осадка: 5' 3" (1.60m)

Скорость, вместимость и масса

Крейс. скорость: 25 Kts. (29 MPH)

Крейсерская скорость поворота: 2000 Kts.

Дальность на крейсерской скорости: 350

Макс. скорость: 29 Kts. (33 MPH)

Макс. скорость поворота: 2300 Kts.

Водоизмещение: 68000 Pounds

Чистый вес: 34 Pounds

Вместимость воды: 230 Gallons

Вместимость сточного бака: 130 Gallons

Объем топливного бака: 1062 Gallons

Размещение

Всего кают: 3

Всего коек: 3

Спальные места: 6

Всего ком. состава: 3

Корпус и палуба

Материал корпуса: Fiberglass

Материал палубы: Teak

Комплектация корпуса: Modified Deep Vee

Отделка корпуса: Aluminum

Дизайнер корпуса: Tony Castro

Дизайнер экстерьера: Tony Castro

Дизайнер интерьера: Neptunus Yachts

Информация о двигателе

Двигатели: 2

Производитель: Caterpillar

Модель: C-18

Тип двигателя: Inboard

Тип топлива: Diesel

ПОДРОБНОЕ ОПИСАНИЕ

Vessel Walkthrough

ESCAPE is a Euro Style Sedan Motoryacht with a decidedly North American flair. Her interior is graced with a natural cherry joinery with a high gloss finish. ESCAPE was custom built, has countless improvements found throughout the vessel.

Boarding ESCAPE is from either the swim platform and up the port or starboard steps or from either the port or starboard Aft Deck.

ESCAPE has a comfortable Aft Deck with built in and loose seating, same level Salon with loose and built in furniture, a raised Galley and Dinette Area with the optional mini Lower Station.

Below are three cabins with the forward VIP and Starboard double bed Guest Cabin sharing a portside Head and the Master on centerline with a private head and shower in two separate rooms.

The Engine Room is accessed via a hatch in the Aft Deck sole. The large Lazarette is easily accessed via a custom transom door from the swim platform and offers an abundance of storage.

The Flybridge Deck has easy access via comfortable stairs from the Aft Deck. The Bimini top is has a new four side enclosure and the signature open air Sun Lounge ahead of the Helm create seating areas found only on the popular Neptunus 56/62 series of Sport Motoryachts. Further features of the Flybridge include a bar, two grills, seating with a dining table and a crane of the Aft Bridge Deck for a scooter if so desired.

Salon

The Salon is entered via the curved sliding Trend stainless steel entry door. The carpeted sole (new 2013) and high gloss cherry contrasts nicely with the upholstered sofa (recovered 2013) to starboard. The sofa is L shaped and has storage below. It provides seating for four to five people and includes built in cherry end tables at both ends.

Custom ottomans with storage below lie in front. The forward end of the sofa terminates into a built in end table with two storage cabinet doors below.

To port starting aft are two full size upholstered barrel chairs separated by a cherry wood cabinet with two drawers and a burlwood top with a cane table lamp above.

Next forward is a curved cabinet housing a built in 32" Samsung LCD TV with a Vizio sound bar and four storage cabinets below.

Two of these cabinets house a Bose Lifestyle 38 AM/FM/CD/DVD player with hard drive storage,

a Direct HD TV receiver, the Sea Tel Sat TV control panel and the attenuator for the Glomex Terrestrial TV antenna. Further outboard are two more cherry door storage cabinets.

Also in the Salon are full drapes and a sliding insect screen on the aft door, twin square columns with sconce lights, a decorative ceiling treatment over the ottomans, a Bose five channel speaker system with a hidden subwoofer, eight halogen mini spots on a dimmer and the digital AC controls.

The signature two level Salon windows are covered with lined drapes.

Galley

The Galley is open to and two steps up from the Salon. The sole is planked cherry to match the Salon. The customized Galley of ESCAPE is full beam with a small Lower Station to port. A large Dinette is to starboard. The Dinette seats at least four people with a light tan Ultra leather seating surface.

Equipment includes:

Under mount extra deep stainless steel sink Single handle spray faucet Separate drinking water tap (2) Miele 2 burner Ceran top cook tops Built in Panasonic Genius microwave/convection oven Faber fan & work light above the cook top (2) Sub Zero under counter refrigerator drawers (2) Sub Zero under counter freezer drawers (6) Cherry cabinet doors (6) Cherry corner storage cabinets (1) Cherry drawer Pull out storage cabinet for canned goods Corian countertops Bosch apartment size dishwasher w/cherry front Central vacuum outlet Overhead four door cherry cabinet w/dedicated lighting to port (12) Halogen mini spots – most on a dimmer (6) Mica drawers to port behind two cherry doors Drapes for the cabin side windows Danby glass front wine cooler behind a cherry door

Lower Station, Forward to port, includes:

Tilt cherry wood helm wheel CAT electronic single lever controls (2) CAT/LCD engine gauge/monitors Vetus integrated bow & stern thruster control Bennett trim tab controls & LED indicators & auto retract function Fireby engine shutdown override panel Icom M-604 VHF w/DSC & remote speaker Raymarine E Series 12" Hybrid Touch MFD (new 2014) Raymarine ST 8002 autopilot control head (new 2014) (2) Raymarine I-70 color displays for depth, speed or graphic data (new 2014) 12 Volt accessory outlet/USB plugin 3 Point bilge pump monitor panel w/audio visual alarm Start/stop switches Wiper controls Horn button Windshield defogger control Profile Graphic panel w/power supply LED indicators (2) Storage cabinets below helm Stidd Ultra Leather covered upholstered swivel helm seat w/footrest (new 2012)

Dining Area

All the way forward and to starboard is an Ultra Leather upholstered Dinette to seat four to five people with storage below. A fixed burlwood top dining table sits on a riser along with the Dinette to offer better exterior visibility.

Above are two dedicated halogen mini spots.

Companionway

Six curved steps each with an LED step light lead to the accommodations below. Along the way is a two door electrical panel with a separate AC/DC electrical panels.

The Companionway has been enlarged by the relocation of the washer dryer and a four door corner cabinet storage locker is in its place.

At the bottom of the stairs one can go aft and down two more steps to the Master Cabin furthest aft or up one step to the centerline Companionway with the Guest Cabin to starboard and Guest Head to port or the entrance to the forward most VIP Cabin. A skylight above offers excellent daytime lighting.

Master Cabin

The Master Cabin is next aft. A tapered queen size berth on centerline has two storage drawers and rope lighting below and an upholstered headboard and a curved cherry and vinyl soffit above. Two halogen reading lights are in the soffit. The headboard is affixed to five mirrored panels with chrome swim arm reading lights each side of the bed. Built in two drawer cherry nightstands with Corian tops flank the berth. To port is a built in chest with ten cherry drawers. To starboard are cherry seven drawers and a built in custom vanity with a swingout stool. Above the drawers are three port and three starboard large deadlights covered with Roman shades. These new style deadlights first become available in the 2007 model.

Forward on the portside is a double door, cedar lined auto lit hanging locker with an Audiovox DC DVD player wired to the cabin's TV.

The Samsung 28" LCD TV is built in the forward bulkhead on the starboard of the centerline arched entry door. Further forward to starboard is the entrance to the cabin's private Head.

Also in the cabin are four battery shutoff switches, a CO detector, two Bose speakers, digital AC control and nine halogen mini spots, most on a dimmer.

Master Head

The en suite Master Head has a Crema Marafil marble tile sole, a bow front cherry vanity with a storage cabinet below and a China under mount sink in a Corian countertop above. There are

four mirrored medicine cabinets above the sink with a fixed dead light above covered with a pleated shade.

The stall shower has a clear glass door, and side light, a seat, a shelf, a handheld or wall mountable shower fixture, a light and an exhaust fan.

Across the cabin on the portside is the toilet and sink behind a sliding pocket door.

The toilet is a freshwater flush Raritan Atlantis elongated bowl model. The overhead is mirrored with three halogen lights above and entry is via an arched sliding cherry entry door.

A small stainless steel under mount sink on a Corian countertop with two cherry storage doors below is aft in the Head.

Guest Head

The Forward Guest Head is shared by the VIP and Guest Cabins with two entry doors, one to the main Companionway and other direct to the VIP Cabin.

The sole is Crema Marafil Granite tile. The toilet is a freshwater flush full size Raritan Atlantis model. The bow front cherry vanity has one cabinet below and a Corian countertop with a China under mount sink above.

Above the sink is a pleated shade covering a fixed dead light. Three mirrored medicine cabinet doors are above with rope lighting below the valance.

The shower has a clear glass door, a handheld or wall mountable fixture, a Corian shelf and a wallpaper like Mica finish on the bulkheads that is as elegant as it is practical.

Also in the shower is a light and an exhaust fan. The Head also has three halogen mini spots above in a mirrored overhead.

Starboard Side Guest Cabin

The Guest Cabin has been highly customized at time of build. Entered from the forward end of the cabin is one double berth with two drawers below.

Outboard the berth is a cherry shelf to serve as a nightstand. Two fixed dead lights with Roman shades are above with a reading light in a soffit above for each person. At the foot of the berth is a large cherry cabinet with a large drawer below.

Also in this cabin are four overhead dimmable halogen mini spots, two halogen mini spots as reading lights, digital AC controls, a CO detector, a Samsung 28" LCD TV the arched entry door and a carpeted sole.

VIP Cabin

The VIP Cabin is entered via an arched cherry door. The queen size berth sits on centerline with an upholstered headboard off the forward bulkhead with a larger mirrored panel behind. Twin halogen reading lights are above.

Two large cherry storage drawers lie at the foot of the berth. There is rope lighting around the cherry keeper for the custom Innerspring mattress. Built in cherry countertops both port and starboard serve as nightstands. Above is one fixed dead light with Roman shades to both port and starboard. Above the shades on either side are four cherry storage cabinets to supplement the cabin's abundant storage. Furthest forward are small chrome swing arm accent lights.

Aft to port is a cedar lined double door hanging locker and access the Forward Head.

To starboard is a matching double door cedar lined hanging locker with a two Direct TV receivers (VIP and Guest).

On the aft bulkhead is a vanity with hinged top and a swingout stool. Above this is a built in Samsung 19" LCD TV and a full height dressing mirror on the reverse of the door. The sole has access to the forward bilge and bow thruster.

Under the berth are two Bose speakers and the disconnect switch for the bow thruster. Overhead are five halogen mini spots on a dimmer and a Bomar deck hatch.

Also in this cabin are digital AC controls and a CO monitor.

Forward Deck

Heavy Duty stainless steel bow rails w/welded stainless steel lifeline Stainless steel anchor pulpit w/bow roller 66 lb. Delta stainless steel anchor Maxwell 3500 VW Windlass w/150' high tensile chain Up & down foot switches for windlass Round Bomar hatch to access chain locker Freshwater wash down in bow anchor locker Heavy duty rub rail Dual spring line cleats International navigation lights Air horn Dual deck fills for fuel port & starboard allows single side filling Removable stainless steel burgee pole Stainless steel hand rails at bow cushion area Off white Textulene wrap around windshield cover incl. port & starboard side windows, new Oct 2015 Frameless cabin side windows Stainless steel sliding boarding gates port & starboard midship Raised fiberglass toe rail for safety Round Bomar deck hatch into VIP Cabin (2) Sun pad cushions on bow w/headrest & (6) drink holders (new 2013) House side stainless steel handrails (6) Large dead lights into Master Cabin (2) Teak Tread steps to side deck port & starboard w/step lights (2) Windshield wipers & washers ITT spotlight, remote controlled

Aft Deck

Teak sole over fiberglass decks Covered stern cleats w/fairleads Built in fiberglass stairs (7) to

Flybridge w/teak treads w/LED step lights (2) Hinged stainless steel gates to swim platform Custom high gloss cherry table w/stainless steel pedestals & cover (3) Teak folding deck chairs Covered Aft Deck fully covered by Flybridge deck above (5) Stainless steel DC lights in Aft Deck overhead Built in Aft Deck seating for four w/removable cushions & cover TV inlet w/cord Telephone inlet w/cord 750 lb. Capacity hydraulically operated swim platform for tender storage Huge full beam Lazarette w/5' of headroom configured storage Bose stereo speakers Pressure water inlet Deck waste pump out plate Hot & cold shower in custom cabinet to starboard (2) Stainless steel support poles to Boat Deck Custom watertight entry door from swim platform into Crew Cabin (\$9200.00) Stainless steel porthole on port & starboard side of Aft Deck seat into Lazarette Freshwater wash down (4) Underwater lights (2) Custom lockers in transom pylasters Custom storage under Flybridge steps Curved Trend stainless steel trimmed entry doors Marquipt two step boarding ladder Aft docking station w/electronic controls, bow & stern thruster controls, start/stop switches under fiberglass cabinet door Custom boarding handle above port & starboard steps at gunwales 5 Step Marquipt Tide Ride ladder New Style fiberglass Engine Room vents New upholstery for seating, 2013

Tender

13'9" Zodiac 2013 Yachtline w/60 HP Yamaha 4S (new 2014) Faux teak sole in tower Console steering Yamaha gauges Standard Horizon VHF Stainless steel bow rail Removable cushions Removable GPS

Lazarette

Entered via the transom door is the Lazarette which COULD be configured as a Crew Cabin (\$20,000).

Equipment includes:

Maytag front loading washer, new 2014 Maytag front loading dryer, new 2014 4 Step stainless & teak Neptunus boarding ladder Aqua Whisper 400 GPD watermaker AC fluorescent lighting (2) Opening stainless steel portholes (2) Spare props Rudder & hydraulic gear under aft bench enclosure

Flybridge

The Flybridge of ESCAPE was designed with open air or air conditioned cruising in mind. The owner custom ordered a soft top allowing full sun when desired.

Access is via teak steps to starboard. A fold down hatch gives easy access to the aft area of the Flybridge seating as well as containing the air conditioning as needed. The sole of the forward area under the Bimini carpet over fiberglass.

J shaped seating is aft and to port. Six to eight people are accommodated comfortably. A varnished cherry table on twin polished stainless steel pedestals offers alfresco dining.

A large bar with granite top is next forward. There is a stainless steel sink, a Custom Marine BBQ gas grill and a Miele 220 volt grill are on the countertop. Below the bar is a Norcold refrigerator and a Raritan icemaker.

The entire bridge is covered with a white Bimini top. The bridge has a four side enclosure which keeps the AC in.

A bar area to starboard conceals a popup 32' Samsung LCD TV. A custom pivot feature allows everyone a chance to see.

Bridge Equipment includes:

4 Side enclosure, new 2013/14 Fiberglass radar arch (4) JL Audio speakers A Marquipt 800 lb. davit aft of the seating A stainless railing aft of the davit Removable stainless steel flag pole w/cover 2 Down light in the arch 4' Raymarine open array radar Sea Tel sat dome & dummy dome Custom stainless steel & tinted Plexi Venturi windscreen EPIRB Neptunus Signature sun lounge forward of helm on Flybridge w/removable cushions & cover Upholstered Stidd two person helm chair w/fold down footrest to port, new 2013 Covers for all Flybridge seating Avon 8 person life raft New Flybridge carpet, 2013 Marine Air Flybridge AC system (2) Stidd single helm chairs w/fold down footrests at helm, new 2013

Flybridge Navigation Equipment

(2) CAT LCD gauge panels for main engines (2) CAT electronic clutch & throttle controls Raymarine 12" Hybrid Touch MFD (new 2014) Raymarine 4' open array radar scanner (new 2014) Ritchie 5" Powerdamp compass Raymarine ST 8002 Autopilot head (new 2014) Raymarine i70 digital depth gauge/multifunction display (new 2014) Raymarine i70 digital speed log/multifunction display (new 2014) (2) Wema electric fuel gauges ITT Jabsco searchlight controls Vetus bow & stern thruster controls (dual controls) Bennett trim tab controls w/indicators Icom IC-M604 VHF radio w/DSC Bilge pump controls w/(3) digital pump readouts Teleflex tilting helm wheel w/cover Fireboy fire system override controls Windlass controls 12V DC outlet Icom remote VHF speaker Generator "on" indicator lights Burlwood dash panels Portside start/stop controls, engine controls as wing controls w/bow & stern thruster control Helm cover CAT backup panel for throttles & clutches Sonos stereo receiver Yacht Controller, joystick, handheld remote & digital reader

Engine Room

Anti vibration mounts for engines & generators 15 hp Vetus 24 volt DC electric bow thruster 10 hp Vetus 24 volt DC electric stern thruster (4) Automatic/manual bilge pumps w/"Ultra" bilge pump switches Head Hunter DC freshwater pump A.O. Smith 30 Gallon water heater (3)

Fluorescent Engine Room lights 110V GFCI outlet FRP flooring between engines 3" Aquamet 22 stainless steel shafts Dripless shaft seals Site tubes for both fuel tanks (2) Engine Room blowers 2" Heavy duty insulation material covered w/white aluminum perforated paneling Oil Exchanger oil change system for engines, transmissions & generator 30 lb. Fireboy automatic fire suppression system Air filters on Engine Room air intakes Jabsco Vane Puppy fuel transfer pump Centrek Industries gas/water separator for generator exhaust Teleflex power steering system w/dual pumps, one off each transmission Marine Air 96,000 BTU chilled water air conditioning w/(5) air handlers & (2) compressors for variable command Dual Racor 1000 FG fuel filters w/vacuum gauges for main engines (1) Racor 500 filter for generator 6 Step stainless steel & teak ladder to Engine Room from Aft Deck (2) Engine block heaters ZF 550A Transmissions w/1.97:1 reduction Airsep crankcase ventilation system 422 Gallon aluminum forward fuel tank 640 Gallon aluminum aft fuel tank Site gauges for both fuel tanks Oversize Groco sea strainer & sea valves for main engines (2) Aluminum baffled water tanks (1) Aluminum baffled waste tank Central vacuum system 24 Volt freshwater pump Macerator pump for waste tank w/timer switch Fiberglass wrapped single tube exhaust system ESI Fuel cleaning system w/Racor filter

Electrical

110V/220V 60 Hz AC system 12V/24V DC system 21 kW CAT generator in sound shield (3) Banks of 12 volt gel cell batteries separated by blocking diodes as follows: (2) 8D's (450 ah) for house 12V, (2) 4D's (360 ah) for engine starting 24V plus (2) 12 volt batteries for bow & stern thruster (24V system) DC Digital voltmeter DC Digital amp meter AC Digital voltmeter w/dual positions to read each leg of power AC Digital amp meter w/dual positions to read each leg of power (20) Breaker protected 110 volt AC circuits (10) Breaker protected 220 volt AC circuits (44) Breaker protected DC circuits Central bonding system w/shaft brushes Promariner 30 amp 24 volt battery charger (2) 50 amp Glendinning cord reels w/75' of cord each Generator "on" indicator light at Flybridge Helm (5) Battery shutoff switches (2) Galvanic isolators Port engine alternator 85 amps, 28V Starboard engine alternator 135 amps, 14V (3) Gang centrally located GFCI's at main bus (2) Charles Smart Boost 15 KVA transformers Generator start/stop at main electrical panel Water tank level indicator at main electrical panel Waste tank level indicator at main electrical panel

Construction Details

The boat is a composite construction using Kevlar Hybrid materials for superior strength and puncture resistance. Six longitudinal foam stringers and 20 transverse foam stringers enclosed with stitched woven roving, reinforce the entire hull bottom. The hull sides above the waterline are cored. The engine stringers run from stern to bow with steel top plates for engine mounting. The Deep (19.5 degrees) Vee Hull has been designed to ensure a vessel with excellent sea keep qualities. Special attention has been given to a ratio between installed power, speed and fuel consumption. Two layers of Interlux 2000E primer beneath the bottom paint.

Recent Engine Service

The following engine services were completed in May and July of 2015.

Main engines:

1) Heat exchangers, after coolers, gear coolers removed cleaned & reinstalled 2) Port & starboard turbos removed, blueprinted, painted & reinstalled 3) Risers removed, inspected, repaired as needed 4) Replace starboard raw water pump, port impeller & cam liner 5) Engine rocker covers removed, painted & reinstalled 6) Rebuilt Racor filters

Generator 1) Remove, clean & repaint heat exchanger 2) Replace raw water pump & belt

Basically this was a 1000 service.

Remarks

ESCAPE was custom built by a knowledgeable owner. Her second owner has lavished her with care and upgrades. Newly listed this popular 62' Neptunus should sell quickly.

Exclusions

While every effort was made to list all pertinent included equipment aboard ESCAPE, there are some personal belongings aboard. Prospective purchasers should assume any item not specifically mentioned herein will not convey at closing.

Disclaimer

The Company offers the details of this vessel in good faith but cannot guarantee or warrant the accuracy of this information nor warrant the condition of the vessel. A buyer should instruct his agents, or his surveyors, to investigate such details as the buyer desires validated. This vessel is offered subject to prior sale, price change, or withdrawal without notice.

Исключения

При продаже яхты исключаются личные вещи владельца.

Отказ от ответственности

Компания предоставляет описание судна или яхты добросовестно, но не может гарантировать точность этой информации, а также не ручается за техническое

состояние. Покупатель должен проинструктировать своих агентов или оценщиков исследовать представленную информацию более подробно, по собственному желанию. Продажа судна или яхты, изменение цены или снятие с продажи будет происходить без предварительного уведомления.

ФОТОГРАФИИ

Salon Looking Forward



Salon to Starboard



Salon to Port



Salon Aft to Starboard



Salon Aft to Port



Galley to Starboard



Galley to Port




Lower Helm



Dinette




Extra Wide Companionway



Companionway Electrical Panel



Companionway Custom Storage



Master Looking Aft



Master to Port



Master to Starboard



Master Looking Forward



Master New Style Hull Ports




Master Shower & Vanity to Starboard




Master Head & Sink to Port



Companionway Looking Forward



Guest Head



Guest Cabin Looking Aft



Guest Cabin Looking Forward



VIP Looking Forward



VIP to Port



VIP to Starboard




Foredeck



Sun Pad



Windlass Detail



Side Deck



Aft Deck Seating




Aft Deck to Port



Aft Deck to Starboard



Starboard Wing Station



Transom



Deluxe Tender



Tender



Tender



Lazarette Watermaker




Washer



Dryer



EZ Access to Flybridge



Hinged Door Over Flybridge Stairs



Flybridge Seating



Flybridge Looking Aft



Flybridge Bar/Grills



Custom Grill



Starboard Side Bar



LCD TV Pops up & Swivel



800 lbs Davit for Scooter



Bridge Sun Lounge



Bridge Sun Lounge



New Aft Flybridge Enclosure



Double Stidd Helm Seat



Helm



Helm Detail to Port



Helm Detail to Starboard



Helm Lower



Helm Outboard



Portside Double Stidd



Portside Wing Station



Port Engine



Starboard Engine



CAT Generator



Engine Room Forward



Chilled Water AC



Alternate Profile



Alternate Profile



Alternate Profile



Alternate Profile



Alternate Profile



Alternate Profile



Alternate Profile



Running Shot



Running Shot



Running Shot




Running Shot



Neptunus Crown



Escape Built by the 128 Employees of Neptunus Yachts



КОНТАКТЫ

Андрей Шестаков (Andrey Shestakov) – ведущий яхтенный брокер отдела продаж яхт и судов компании Shestakov Yacht Sales Inc. Официальный представитель Shestakov Yacht Sales Inc. для русскоговорящих клиентов в центральном офисе компании в Майами/Форт Лодердейл/Флорида/США.

Контактная информация

Email: andrey@shestakovyachtsales.com

Web: shestakovyachtsales.com

Телефоны

Краснодарский край: **+7(918)465-66-44**

США, Майами, Флорида: **+1(954)274-4435**

Время работы

Понедельник – Суббота: **9:00 - 21:00**
EDT

Воскресенье: **Закрыто**

Адрес



Harbour Towne Marina, 850 NE 3rd St,
STE 213, Dania, FL 33004