

CABANA II — AMERICAN TUG



Builder: AMERICAN TUG

Year Built: 2007

Model: Trawler

Price: PRICE ON APPLICATION

Location: United States

LOA: 43' 7" (13.28m)

Beam: 15' 10" (4.83m)

Max Draft: 4' 10" (1.47m)

Cruise Speed: 14 Kts. (16 MPH)

Max Speed: 17 Kts. (20 MPH)

Our experienced yacht broker, Andrey Shestakov, will help you choose and buy a yacht that best suits your needs **CABANA II — AMERICAN TUG** from our catalogue. Presently, at Shestakov Yacht Sales Inc., we have a wide variety of yachts available on our sale's list. We also work in close contact with all the big yacht manufacturers from all over the world.

If you would like to buy a yacht **CABANA II — AMERICAN TUG** or would like help answering any questions concerning purchasing, selling or chartering a yacht, please call **+1(954)274-4435**

TABLE OF CONTENTS

TABLE OF CONTENTS	2
SPECIFICATIONS	5
Overview	5
Basic Information	5
Dimensions	5
Speed, Capacities and Weight	5
Accommodations	6
Hull and Deck Information	6
Engine Information	6
DETAILED INFORMATION	7
Manufacturers Description	7
Vessel Walkthrough	7
Salon	7
Galley	8
Pilothouse	8
Electronics & Navigation Equipment	8
Master Stateroom	9
Master Head	9
Guest Stateroom	9
Guest Head	10
Laundry	10
Deck Equipment	10
Engine Room & Mechanical Equipment	11
Electrical Equipment	12
Exclusions	12
Disclaimer	12
PHOTOS	13
Cockpit	13

Salon Forward	13
Salon Aft	13
Galley	13
Pilothouse	13
Pilothouse Helm	13
Pilothouse Ice Maker & Freezer	14
Master Head	14
Master Stateroom	14
Guest Head	15
Guest Stateroom	15
Washer & Dryer	15
Engine Room Aft	15
Water Maker	16
Engine	16
Flybridge Helm	16
Flybridge	16
Boat Deck	16
Foredeck	16
Rudder & Prop	17
Haul Out 5/2015	17
Stern	17
Bow at Haul Out	17
Fuel Burn Curve	18
Port Bow	18
General Arrangement	18
CONTACTS	19
Contact details	19
Telephones	19
Office hours	19

Address

19

SPECIFICATIONS

Overview

CABANA II is a rare flybridge version of the 41 American Tug. Her 540 h.p. Cummins diesel provides efficiency and speed when you need it. She has enjoyed a rigorous maintenance program since new and stands survey ready for her next owner. Perfect for the Great Loop!

Basic Information

Category: Trawler

Sub Category: Long Range Cruiser

Model Year: 2008

Year Built: 2007

Country: United States

Vessel Top: Bimini Top

Fly Bridge: Yes

Dimensions

LOA: 43' 7" (13.28m)

LWL: 37' 9" (11.51m)

LOD: 41' 4" (12.60m)

Beam: 15' 10" (4.83m)

Max Draft: 4' 10" (1.47m)

Clearance: 19' 3" (5.87m)

MFG Length: 41' 0" (12.50m)

Speed, Capacities and Weight

Cruise Speed: 14 Kts. (16 MPH)

Cruise Speed RPM: 2300 Kts.

Max Speed: 17 Kts. (20 MPH)

Max Speed RPM: 2600 Kts.

Displacement: 30000 Pounds

Water Capacity: 210 Gallons

Holding Tank: 60 Gallons

Fuel Capacity: 640 Gallons

Accommodations

Total Cabins: 2

Total Berths: 2

Sleeps: 4

Total Heads: 2

Hull and Deck Information

Hull Material: Fiberglass

Deck Material: Fiberglass

Hull Configuration: Semi-Displacement

Hull Color: Flag Blue

Hull Finish: Aluminum

Hull Designer: Lynn Senour

Engine Information

Engines: 1

Manufacturer: Cummins

Model: QSC 8.3

Engine Type: Inboard

Fuel Type: Diesel

DETAILED INFORMATION

Manufacturers Description

American Tug is designed with our guiding principles in mind: quality construction, spacious interiors, generous performance, and standards that put the competition to shame. Established in 2000, Tomco is based in LaConner, WA an area with a strong maritime tradition. It is this tradition, infused with modern construction techniques, that results in sturdy yet nimble trawlers perfect for both short and long term cruising.

Vessel Walkthrough

Entering the salon from the covered cockpit, one is immediately impressed by the open feeling of warmth created by natural light from the large windows combined with the rich straight grain sapele joinerwork throughout. There is an open line of sight from the aft entry door to the pilothouse. Immediately to starboard there is an L-shaped Ultraleather settee fronted by a high gloss finished sapele hi-lo table. Two bar stools are to port followed by the well equipped galley. The entertainment center with flat screen TV and stereo is opposite the galley to port facing aft.

Continuing forward, up four steps is the spacious pilothouse. American Tug makes full use of the large "stack", the defining feature of a tug boat, providing extra head room above the stairs. An ice maker and freezer are built-in on the port and starboard sides at the top of the stairs. The pilothouse is large and open and provides full 360° visibility. An adjustable Ultraleather cushioned helm chair on a fixed pedestal is centerline facing the helm console. All electronics, gauges and controls are easily accessible. Aft of the helm to port is a cushioned settee with a fixed table. There are port and starboard sliding doors accessing the side decks.

Forward on the starboard side of the pilothouse is a stairwell leading down to the master and guest staterooms. The full beam master stateroom is located amidships and features a queen size walk around berth thwart ships and generous en suite bath and stall shower. The guest stateroom is forward with an oversize double berth and en suite head with stall shower. A full size stacked washer and dryer are located in a locker in the guest stateroom.

The spacious flybridge and boat deck are accessible from the cockpit via a six step ladder. Aft on the boat deck is the hard bottom inflatable dinghy mounted centerline and the hydraulic davit on the port side. The flybridge centerline helm is up four steps from the boat deck.

Salon

- Ultraleather L-shaped cushioned settee
- (2) wood bar stools
- Mahogany high gloss hi-lo table w/fold down leaves

- Carpeted sole
- Pleated Duette window shades
- 26" Sharp LCD television
- Clarion AM/FM stereo receiver w/DVD player
- Satellite TV receiver
- Stereo speakers
- Fore & Aft engine room access hatches
- Abundant drawer & cabinet storage

Galley

- Nova Kool RFU 9000 2 door upright refrigerator & freezer
- Princess 3 burner ceran cook top w/oven below, & cover w/integrated cutting board
- Ventilation fan
- Carousel microwave oven
- Granicoat solid surface countertops
- Under mounted double sink
- (3) large storage drawers
- (3) storage cabinets
- Teak & holly sole

Pilothouse

- Bentley's Magnum LX Ultraleather cushioned helm chair w/head & foot rests
- Ultraleather settee w/fixed table & storage beneath
- Port & Starboard sliding entry doors
- Chart storage compartment
- Teak & stainless steel destroyer wheel
- Large helm console
- Carpet sole
- Red & white overhead lighting
- Hanging locker
- Nova Kool DC freezer
- Sea Freeze DC ice maker

Electronics & Navigation Equipment

- (2) Raymarine E120 Multi Function Displays w/GPS chart plotter, color depth sounder, radar, sat TV input (pilothouse)
- Raymarine ST70 speed, depth unit
- Raymarine ST6002 autopilot w/wireless remote

- Raymarine E80 Multi Function Display (flybridge)
- Raymarine Ray 218 VHF radio (pilothouse)
- ACR searchlight control
- SmartCraft Vessel View engine function display (pilothouse & flybridge)
- Side Power bow & stern thruster controls w/wireless remote
- Cummins SmartCraft electronic engine controls w/remote
- KVH Tracvision satellite TV system
- Profile tank level monitor
- Xantrex battery monitor

Master Stateroom

- Queen size island berth, thwart ship w/ (4) storage drawers beneath
- Built-in night stands w/drawers & storage compartments
- (2) stainless steel reading lights
- Cedar lined hanging locker
- Flip-down Insignia LCD television
- Built-in dresser w/mirror
- (2) stainless steel opening portlights
- Overhead valence w/LED lighting
- Electric forced air heater
- Carpeted sole

Master Head

- Vanity w/Granicoat counter & molded sink
- Vacuflush head
- Fiberglass stall shower w/glass door
- Stainless steel portlight
- Teak & Holly sole
- Mirrored medicine cabinet
- Electric heater

Guest Stateroom

- Oversize double berth w/(4) storage drawers beneath
- (2) stainless steel reading lights
- Hanging locker
- (2) stainless steel opening portlights
- Overhead Bomar hatch
- Locker w/washer & dryer

- Carpeted sole

Guest Head

- Vanity w/Granicoat counter & molded sink
- Vacuflush head
- Fiberglass stall shower w/glass door
- Stainless steel portlight
- Teak & Holly sole
- Mirrored medicine cabinet
- Electric heater

Laundry

- Bosch Axxis stainless steel drum washer
- Bosch Axxis 240V vented dryer

Deck Equipment

- Dual anchor rollers
- 40 lb. Bruce anchor w/250' 5/16" high tensile chain
- 30 lb. plow anchor
- Lofrans Tigres horizontal windlass w/foot controls
- Stainless steel life rails
- (8) Tanner stainless steel cleats
- Salt water wash downs fore & aft
- Anchor locker
- (3) Bomar hatches
- Fiberglass decks w/molded non-skid
- Dual electric air horns
- International navigation lights
- Dockside water hook up
- Glendinning Cablemaster
- Cable TV/phone connection
- Hot & cold shower head
- Cockpit dry sink w/storage below
- Cockpit boarding gate to swim platform
- Collapsible stainless steel swim ladder
- Transom stainless steel grab rails
- (2) stainless steel guard rails on swim platform
- Centerline cockpit door to main cabin

- (6) step ladder to boat deck
- Stainless steel hinged radar arch
- (2) aft facing spreader lights
- Steelhead Marine WD800 low profile hydraulic davit
- AB 10VL hard bottom inflatable tender w/15 hp Yamaha outboard motor
- Stainless steel perimeter guard rails on boat deck
- Todd helm & companion chairs
- Port & starboard bench seating
- Bimini top on stainless steel frame (new Sunbrella canvas 2015)
- (3) side Eisenglass enclosure w/ U-zips (new 2015)
- Flybridge helm w/stainless steel destroyer wheel
- 20" life ring
- 8" stainless steel bell

Engine Room & Mechanical Equipment

- Cummins QSC8.3-540 HP diesel engine w/1650 hours
- Twin Disc MG5075A reduction gear w/2.53:1 ratio
- Dual Racor fuel filters w/service valve & vacuum gauge
- Single Racor filter to generator
- Airsep air intake system, main engine
- Tides dripless shaft seal (replaced 2015)
- Dripless rudder seal
- 2.5" stainless steel shaft
- Side Power 8 H.P. electric bow & stern thrusters
- Sea Star hydraulic wheel steering
- Sealand Vacuflush fresh water sanitation system
- (3) Rule 2000 GPH automatic bilge pumps
- High water bilge alarm
- Macerator discharge pump for black water system
- Groco raw water sea strainers
- Reverso oil change system, main engine, generator & transmission
- Johnson fresh water pump w/accumulator tank
- 11 gallon stainless steel hot water heater w/heat exchanger
- Fresh water filtration system
- Watermakers Inc. 400 GPD water maker
- Marine Air 44,000 BTU air conditioning system
- Fireboy FE241, 9.3 lb. automatic fire suppression system w/engine shut down & manual override
- Heatercraft engine forced air heat system, salon & pilothouse
- Central vacuum system

Electrical Equipment

- 8 kW Northern Lights generator in sound shield w/850 hours
- 2 kW Magnum Energy inverter/charger
- 100 amp multi step battery charging
- Blue Seas automatic battery combiner for system charging
- (3) 8D AGM batteries, ships service
- 8D AGM battery, engine start
- 4D AGM battery for bow thruster & windlass
- Group 27 AGM battery, generator start
- Battery cutoff switches to main engine, ship's service, davit, inverter
- Battery parallel switch
- 120V/240V, 50 amp shorepower
- Glendinning shore power cord retractor
- Blue Seas breaker panels w/digital metering of voltage, amps, watts & cycles
- Vimar electric switches throughout

Exclusions

Owner's personal belongings.

Disclaimer

The Company offers the details of this vessel or yacht in good faith but cannot guarantee or warrant the accuracy of this information nor warrant the condition of the vessel. A buyer should instruct his representatives, agents, or his surveyors, to investigate such details as the buyer desires validated. This vessel or yacht is offered subject to prior sale, price change, or withdrawal without notice.

PHOTOS

Cockpit



Salon Forward



Salon Aft




Galley



Pilothouse




Pilothouse Helm






Pilothouse Ice Maker & Freezer



Master Stateroom



Master Head



Guest Stateroom




Guest Head



Washer & Dryer



Engine Room Aft



Water Maker



Engine



Flybridge Helm



Flybridge



Boat Deck




Foredeck



Haul Out 5/2015



Rudder & Prop



Stern



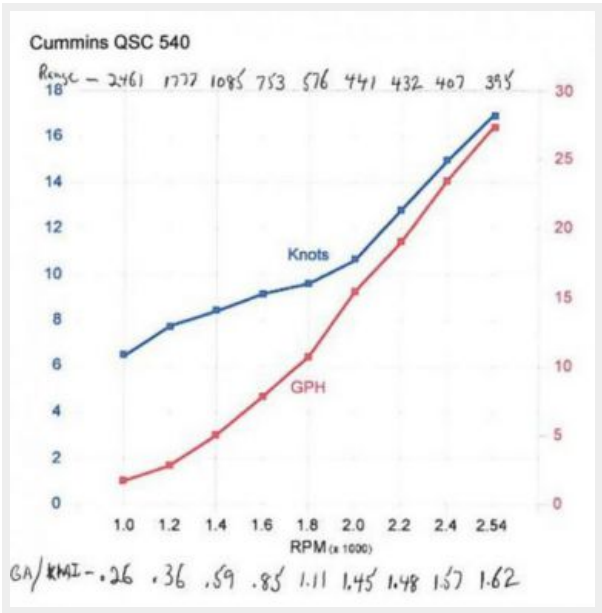
Bow at Haul Out



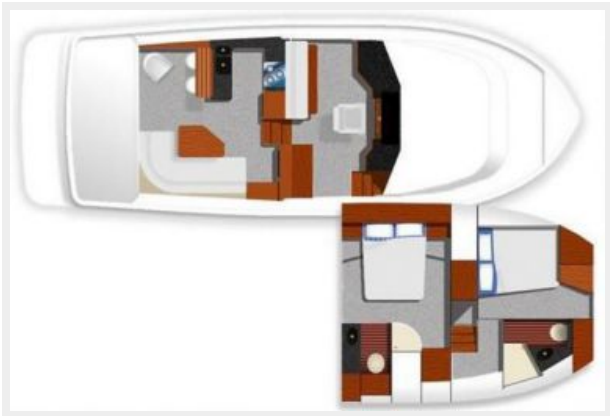
Port Bow



Fuel Burn Curve



General Arrangement



CONTACTS

Andrey Shestakov, leading yacht broker of the sales department of Shestakov Yacht Sales Inc. Shestakov Yacht Sales Inc., the official representative of the Miami/Fort Lauderdale FL headquarters.

Contact details

Email: **andrey@shestakovyachtsales.com**

Web: shestakovyachtsales.com/en/

Telephones

USA: **+1(954)274-4435**

Office hours

Monday – Saturday: **9:00 - 21:00 EDT**

Sunday: **closed**

Address



Harbour Towne Marina, 850 NE 3rd St,
STE 213, Dania, FL 33004