

NO NAME — PASCOE INTERNATIONAL



Builder: Pascoe International

Year Built: 2012

Model: Tender

Price: PRICE ON APPLICATION

Location: United States

LOA: 20' 5" (6.20m)

Beam: 8' 5" (2.55m)

Cruise Speed: 26 Kts. (30 MPH)

Max Speed: 30 Kts. (35 MPH)

Our experienced yacht broker, Andrey Shestakov, will help you choose and buy a yacht that best suits your needs **No Name — Pascoe International** from **our catalogue**. Presently, at **Shestakov Yacht Sales Inc.**, we have a wide variety of yachts available on **our sale's list**. We also work in close contact with all the big **yacht manufacturers** from all over the world.

If you would like to buy a yacht **No Name — Pascoe International** or would like help answering any questions concerning purchasing, selling or chartering a yacht, please call **+1(954)274-4435**

TABLE OF CONTENTS

TABLE OF CONTENTS	2
SPECIFICATIONS	4
Overview	4
Basic Information	4
Dimensions	4
Speed, Capacities and Weight	4
Hull and Deck Information	4
Engine Information	4
DETAILED INFORMATION	5
Design/Construction	5
Buoyancy Tubes	5
Machinery & Jet	5
Instrumentation	5
Controls	5
Fuel	6
Exhaust	6
Hull & Deck	6
Console	6
Engineering	6
Documents Included	7
Standard Equipment	7
Included Optional Extras	7
Exclusions	7
Disclaimer	8
PHOTOS	9
CONTACTS	11
Contact details	11
Telephones	11

Office hours	11
Address	11

SPECIFICATIONS

Overview

This tender is jet driven and built to superyacht standards. Built in the UK and Approved by Lloyds Register, she's certified suitable to serve as a rescue tender on a yacht exceeding 50m. No exposed props makes for safer boating in high traffic areas. Her clean engines are fuel efficient and produce a quiet, fast ride. Easy to see in Ft. Lauderdale area. Call today!

Basic Information

Category: Tender

Model Year: 2012

Year Built: 2012

Country: United States

Dimensions

LOA: 20' 5" (6.20m)

Beam: 8' 5" (2.55m)

Speed, Capacities and Weight

Cruise Speed: 26 Kts. (30 MPH)

Max Speed: 30 Kts. (35 MPH)

Displacement: 2888.0556322 Pounds

Fuel Capacity: 21.13376416 Gallons

Hull and Deck Information

Hull Material: Fiberglass

Engine Information

Engines: 1

Manufacturer: Steyr

Fuel Type: Diesel

DETAILED INFORMATION

Design/Construction

Rescue Tender Shuttle 6.2m with hull designed by Ocke Mannerfelt moulded in lightweight Aramid composite construction with Divinycell longitudinal stiffening, vinylester resin and gelcoat system. Fitted with central upholstered engine, box, aft swim platform and center console.

The tender is Type Approved by Lloyds Register, certified suitable to serve as a rescue tender on a yacht exceeding 50m.

Structural arrangements are in accordance with commercial practice, approved materials where applicable. A GRP composite balsa cored deck is bonded to the hull through longitudinal and transverse Divinycell foam hull stiffeners. The stem and keel area are additionally reinforced for protection against impact. The transom is reinforced to accept the jet unit and the engine beds are bonded as part of the main longitudinal structure.

Buoyancy Tubes

The tapered inflatable buoyancy tubes are manufactured in approved heavy duty 1200 gsm hypalon coated fabric in white, with grey teardrop rub rail section, inflation valves, and five chambers in total. The tubes are bonded to the hull for structural integrity.

Machinery & Jet

The craft is fitted with an approved Steyr diesel engine rated at 164 bhp driving an Alamarine 230 Jet Drive unit. The engine is connected to the jet unit via a Z marine transmission giving a true neutral and back flush facility with an R&D flexible coupling allowing movement of the flexible mounted engine. The engine cover is soundproofed and gas spring assisted to allow instant access to the engine. Interceptor trim tabs fitted to optimize acceleration, performance and handling.

Instrumentation

The engine is fitted with comprehensive manufacturer's instrumentation.

Controls

A twin lever control head is fitted to control the engine throttle and water jet bucket.

Gearbox actuation is by electric shift controlled by the Empibus.

Fuel

Supply and return with flexible fuel lines with primary water separator and engine mounted fuel filters. A single integrated aluminum fuel tank is fitted under the cockpit deck with a capacity of 80 liters.

Exhaust

Water cooled exhaust incorporating capsize protection, and transom mounted non-return flap.

Hull & Deck

- One piece moulded deck laid with teak throughout
- Integrated activity and bathing platform
- Self righting equipment with ski tow point
- Integrated 80 Litre aluminum fuel tank with inspection plate and fuel level sender
- Manual stowaway boarding ladder
- Self draining cockpit with concealed deck drain pump and swamping scuppers
- Weatherproof stowage lockers with interior mirror finish
- Transom towing points
- Bow and stern mooring points

Console

- Bespoke instrument console with carbon fibre screen, air intake, sealed battery compartment, and rear access
- Binnacle mounted illuminated compass
- Set of navigation lights

Engineering

- Dual auto bilge pumps and bilge water alarm system
- Stainless steel catches, hinges, and fixings to all lockers and hatches
- Stainless steel gas spring assistance to lockers and hatches
- (2) 12v DC batteries for primary and secondary engine starting and boat services
- Charging by engine alternator
- Accessory switching is via a membrane switch panel and can bus system

- Wheelmarked (MED approved) portable powder fire extinguisher in forward seat locker

Documents Included

- Lloyds Registered Certificate of Survey Type Approval
- SOLAS owner's manual
- Equipment manuals
- Builder's CE certificate
- Lift sling certificate

Standard Equipment

- VHF radio (portable with spare battery)
- (2) Paddles
- Safety boat hook
- Lifting points and single point lifting slings for minimum lift height 2.15m from keel
- High visibility orange panels to cover tubes if required by flag state
- Light weight aluminum anchor with leaded line
- Aqua Signal Breman 12v SOLAS searchlight fitted with Marine AV plug
- Foot pump
- Towing bridle
- Tube repair kit in a waterproof container
- Solas loose gear stowed in a grab bag and waterproof container
- Ropes and fenders

Included Optional Extras

- Fitted VHF marine radio - additional to the SOLAS approved handset
- GPS/Plotter/Depth display
- Custom LED courtesy lighting
- Overall cover in lightweight breathable fabric
- Console cover in heavy weight fabric
- Removable folding bow canopy
- Extra pad eyes for bridle towing
- Folding self righting arch
- Bow boarding teak steps with removable stainless steel hand rail





Exclusions


Owner's personal belongings.

Disclaimer

The Company offers the details of this vessel or yacht in good faith but cannot guarantee or warrant the accuracy of this information nor warrant the condition of the vessel. A buyer should instruct his representatives, agents, or his surveyors, to investigate such details as the buyer desires validated. This vessel or yacht is offered subject to prior sale, price change, or withdrawal without notice.

PHOTOS





CONTACTS

Andrey Shestakov, leading yacht broker of the sales department of Shestakov Yacht Sales Inc. Shestakov Yacht Sales Inc., the official representative of the Miami/Fort Lauderdale FL headquarters.

Contact details

Email: **andrey@shestakovyachtsales.com**

Web: shestakovyachtsales.com/en/

Telephones

USA: **+1(954)274-4435**

Office hours

Monday – Saturday: **9:00 - 21:00** EDT

Sunday: **closed**

Address



Harbour Towne Marina, 850 NE 3rd St, STE 213, Dania, FL 33004