

## COMPASS ROSE — FLEMING YACHTS



**Builder:** FLEMING YACHTS

**Year Built:** 2001

**Model:** Motor Yacht

**Price:** PRICE ON APPLICATION

**Location:** United States

**LOA:** 78' 0" (23.77m)

**Beam:** 21' 5" (6.53m)

**Max Draft:** 6' 0" (1.83m)

**Cruise Speed:** 11 Kts. (13 MPH)

Our experienced yacht broker, Andrey Shestakov, will help you choose and buy a yacht that best suits your needs **COMPASS ROSE — FLEMING YACHTS** from our catalogue. Presently, at Shestakov Yacht Sales Inc., we have a wide variety of yachts available on our sale's list. We also work in close contact with all the big yacht manufacturers from all over the world.

If you would like to buy a yacht **COMPASS ROSE — FLEMING YACHTS** or would like help answering any questions concerning purchasing, selling or chartering a yacht, please call **+1(954)274-4435**

# TABLE OF CONTENTS

TABLE OF CONTENTS	2
SPECIFICATIONS	5
Basic Information	5
Dimensions	5
Speed, Capacities and Weight	5
Accommodations	5
Hull and Deck Information	5
Engine Information	6
DETAILED INFORMATION	7
INTRODUCTION	7
SALON	7
GALLEY	7
PILOTHOUSE	8
DAYHEAD	8
VIP STATEROOM - FORWARD	9
VIP HEAD / STARBOARD	9
GUEST STATEROOM - PORT	9
GUEST HEAD - PORT	10
FOYER	10
MASTER STATEROOM	10
MASTER BATH	10
MACHINERY SPACE	11
ENGINE ROOM AND CONTROLS	11
ELECTRICAL	12
HYDRAULIC SYSTEM	13
MISCELLANEOUS	13
HULL	13
AFT DECK	13

SIDE DECKS	14
FOREDECK	14
FOREPEAK	14
FLYBRIDGE	14
BOAT DECK	15
LAZARETTE	15
CREW'S QUARTERS	16
EXCLUSIONS	16
Exclusions	16
Disclaimer	16
PHOTOS	17
Aft Deck	17
Aft Deck	17
Aft Deck	17
Aft Deck	17
Aft Deck	17
Salon looking forward	17
Dining	18
Dining	18
Dining	18
Galley	18
Salon Mini Bar	18
Galley	18
Master Stateroom	19
Master Stateroom	19
Washer Dryer	19
Master Bath	19
VIP Stateroom	19
Master Bath	19

Guest Bath	20
Guest Stateroom	20
Guest Bath	20
Pilothouse	20
Pilothouse	20
Pilothouse	20
Dayhead	21
Stairs	21
Flybridge	21
Flybridge	21
Engine Room	21
Flybridge Level	21
Main Deck	22
Lower Level	22
CONTACTS	23
Contact details	23
Telephones	23
Office hours	23
Address	23

# SPECIFICATIONS

## Basic Information

Category: Motor Yacht	Sub Category: Pilothouse
Model Year: 2001	Year Built: 2001
Country: United States	Fly Bridge: Yes

## Dimensions

LOA: 78' 0" (23.77m)	Beam: 21' 5" (6.53m)
Max Draft: 6' 0" (1.83m)	

## Speed, Capacities and Weight

Cruise Speed: 11 Kts. (13 MPH)	Displacement: 165000 Pounds
Water Capacity: 500 Gallons	Fuel Capacity: 3000 Gallons

## Accommodations

Total Cabins: 3	Total Berths: 4
Sleeps: 6	Total Heads: 4
Crew Berths: 2	Crew Sleeps: 2
Crew Heads: 1	

## Hull and Deck Information

Hull Material: Fiberglass	Deck Material: Teak
Hull Designer: Larry Drake	Exterior Designer: Fleming

## Engine Information

---

**Engines:** 2

**Manufacturer:** Caterpillar

**Model:** 3406E

**Engine Type:** Inboard

**Fuel Type:** Diesel

---

# DETAILED INFORMATION

---

## INTRODUCTION

---

This 80-ton yacht has been built to qualify for European CE certification for Ocean Class, and she presents the ultimate balance of rugged construction, engineering excellence and artful elegance. Fleming Yachts are the "Ultimate Cruising Yacht," and the Fleming 75 is the ultimate Fleming. "Virtually fault free, eerily quiet, exceptionally engineered and boasting amazing attention to detail, the Fleming 75 is quite clearly the product of an obsessive design team." - Motorboat & Yachting

## SALON

---

- Sliding doors at aft end
- Medium grey tinted tempered glass. 8mm
- Wood boat blinds
- Teak joinery with satin varnish hand-rubbed finish
- Granite counter tops
- Carpet; teak and holly sole
- Teak valance over windows with indirect rope lighting - new LEd
- Overhead light fixtures on dimmers
- Ultra-suede headliner
- Access hatches to allow for engine removal
- Dinette with banquette and table
- Wetbar
- U-Line refrigerator with icemaker
- Samsun 42' Smart TV flat screen
- Bose AM/FM 5 CD player surround sound system with 4 zones
- Sylvania DVD
- Direct TV with Seatel 2004 Dish

## GALLEY

---

- Granite countertops
- Insinkerator macerator
- Kenyon 4 runner glass cooktop with touch control and potholders
- Subzero standup refrigerator with freezer drawers
- Miele s/s oven
- Carpet; teak and holly sole
- Overhead light fixtures
- Ample storage in the drawers and cabinets

- Duplex 120 VAc ground fault outlets
- Ultra-suede headliner
- FridgeAir dishwasher
- Kenmore convection microwave
- Intercom

---

## PILOTHOUSE

---

- Chart table with drawers
- Horn
- Iridium 9505A Sat phone with handset mount and antenna
- Rudder angle indicator
- Engine start/stop
- Twin disc electronic engine controls with 75' wired cable remote
- Hynautic steering with Destroyer type wheel
- (2) Stidd helmseats
- Compass with dimmer
- Overhead electronics console
- Overhead light fitting hydraulically operated, drop-down pilot-berth in aft bulkhead above settee
- Dimmable back lit electrical distribution panels for AC and DC
- L-shaped settee
- Carpet; teak and holly sole
- Heavy-duty wipers with FW wash on forward facing windows
- Trace inverter remote panel
- Furuno FCV 582L fishfinder/depth sounder
- Furuno CH 270 sonar
- Furuno RD 30 Display
- Simrad AP28 autopilot
- ABT Trac Stabilizer
- Furuno Nav Net-radar/plotter
- Furuno 1942 Radar
- ICOM IC M602V S.S.B.
- Simrad AIS Receiver
- Intercom
- Wireless internet onboard router system with antenna
- Digital cell phone boost system
- Furuno PG 1000 heading sensor
- Big Bay computer + navigation with Nobeltec/radar overlay
- Big Bay computer with backup navigation with Nobeltec + internet

---

## DAYHEAD

---

- Washbasin with porcelain basin and granite countertop
- Headhunter neo-classic toilet
- Ventilation blower
- Medicine chest with stowage below

---

## **VIP STATEROOM - FORWARD**

---

- Two (2) portlights in sides of cabin trunk
- Skylight for light and emergency exit
- Queen-sized bed with opening top using gas springs
- Teak lockers either side of bed
- Rope lighting under bed
- Carpet over teak and holly sole
- Two (2) hanging lockers
- TV on forward bulkhead LG 22" flat screen
- Phillips DVD player
- Ample drawers and locker space
- Teak interior
- Drawers with center guides and stops
- Beveled-edge mirrors
- Ultra-suede headliner
- Bulkheads with teak to waist height and ultra-suede panels above
- DC halogen overhead lights on dimmers. Berth lights.

---

## **VIP HEAD / STARBOARD**

---

- Shower stall with seat
- Curved glass and s/s shower door
- Lockers
- Black granite countertops
- Porcelain basins
- Carpet; teak and holly sole
- Beveled-edge mirrors
- DC halogen lighting
- Ventilation blower
- Headhunter neo-jet toilet

---

## **GUEST STATEROOM - PORT**

---

- (2) double berths
- Panasonic 27" flat screen TV

- Dresser
- DC halogen overhead lighting. Berth lights
- Carpet over teak and holly sole
- Full height beveled-edge mirror
- Teak veneer to waist height with ultra-suede panels above

---

## **GUEST HEAD - PORT**

---

- Shower
- Granite countertops
- Porcelain basins
- Teak and holly sole
- Beveled-edge mirror
- DC halogen lighting
- Headhunter pressure-jet toilet

---

## **FOYER**

---

- Teak and holly sole flooring
- DC halogen lights
- Curved treads
- Mirrored alcove with granite base
- Access door to Asko washer and dryer

---

## **MASTER STATEROOM**

---

- Tapered king-sized custom bed. Rope lights
- Hydraulic lift for bed plate for storage access
- Carpet over teak and holly sole flooring
- Full height mirror
- Hanging lockers with louvered doors
- Drawers on either side of bed
- Samsung 27" flat screen TV
- Portlights
- DC halogen overhead lights on dimmers
- Desk with cabinets
- Walk-in closet
- Intercom

---

## **MASTER BATH**

---

- Bath tub with Jacuzzi and shower enclosure
- Black granite countertop with porcelain basin
- Designer faucets
- Teak and holly sole flooring
- Beveled-edge mirrors
- DC halogen lighting
- Headhunter pressure-jet toilet
- Ventilator

## MACHINERY SPACE

---

- Located below accommodation sole with ladder from access to foyer
- SW pump with expansion tank
- FW expansion tank
- Air-conditioning equipment for accommodations and pilothouse
- (2) 20 gallon water heaters
- (2) 250 gallon black water tank with pump
- (2) 250 gallon grey water tank with pumps
- Bow thruster equipment
- AC and DC lighting
- Bilge pump
- Sump pump

## ENGINE ROOM AND CONTROLS

---

- Propulsion machinery
- Twin CAT 3406E 800 hp
- Transmissions ZF #2.636:1 ratio
- Frp fuel tanks. One piece, internally divided into two tanks. Wing tanks port & starboard
- Twin disc throttle electronic at Pilothouse and Cockpit
- 75' throttle plug-ins at Pilothouse and Flybridge
- Aquadrive anti-vibration systems
- Bronze dripless shaft seals
- Fuel transfer system with pump, high-capacity filter and fuel counter
- workbench
- (2) 1200 GPD FCI watermakers
- Spare parts storage
- (2) 27.5 kW Onan gensets with sundshields 2015 - 150 hours each
- (2) each 24V + 110V engine room exhaust blower system using Delta-T blowers
- Fire suppression fire system
- FW fill hose for engines
- Submersible bilge pump

- Sump pump
- Emergency pump with 2" suction
- Control panels with start/stop buttons for both engines
- FRP drip pans under engines with lighting to illuminate pans
- S/S overhead handrails
- American Bow Thruster stabilizers (12 Sq. ft. fins), bow thruster (60 hp)
- (2) oil change systems to transfer clean and dirty oil from engines, transmission and generators
- (2) 40 USG tanks for clean and dirty oil
- Hynautic powered steering system
- AC and DC lighting
- (2) FCI 1200 GPD watermakers
- Trace inverter
- 75' cord with remote operation of engines/thruster with plugins at Port Pilothouse and Flybridge
- Fuel system, fuel filters, Racor 1000FG duals with vacuum gauge on mains. F500 on gensets. 2,500 gallons in one internally-divided tank. Fillable from port and starboard
- 500 gallons in (2) FRP wing tanks. Total 3,000 gallons
- Fuel transfer pump. Fram filter
- Fuel counter

## ELECTRICAL

---

- AC
- DC
- (2) 27.5 kW Onan generators - new 2015. 120/240 VAC 60 Hz single phase in sound shield
- Load distribution panel
- Split panel system
- Digital meters (volts, amps, watts and frequency)
- 220 v, 50 amp shore inlets fore and aft
- Cablemaster with transom inlets
- Main ships system 24 VDC
- Battery disconnect and selector switches accessible from outside engine room
- Service batteries charged by inverters
- (2) 40 amp charger for battery banks
- Trace pure sine wave inverter available underway without need to run generators
- (2) 12 KVA Asea Worldwide power convertor/management systems
- Alarm panel for engine functions, bilge, fire, raw water, etc.
- Advisory indicators for key pumps and engine room lights
- Additional 100 amp alternators on each engine with 3-stage external regulator
- (8) heavy duty deep cycle service batteries connected to inverters
- 125' Hubbell 240v/50 AMP cord
- 100' Hubbell 240v/50 AMP cord

---

## HYDRAULIC SYSTEM

---

- American Bow Thruster stabilizer with pumps on both engines
- 60hp Bow Thruster
- Power steering with pumps on both engines
- Maxwell windlasses with 2-speed control

---

## MISCELLANEOUS

---

- Cruisair air-conditioning throughout
- Ball-type seacocks on all thru-hulls at or below waterline
- 1,500 lbs stainless steel davit
- Underwater transom lights
- 4-blade Nickel Aluminum bronze propellers
- Shafts Aqualoy 22 Hi-Strength 4" SS
- Cutlass-type 4' shaft bearings

---

## HULL

---

- Boat painted by Rybovich 2015 - DuPont Emron
- Gel coated finish above waterline
- Epoxy barrier coat below waterline
- Keel extends below running gear
- Solid S/S "Axe-blade" rudders with Aqualoy 22 Hi-strength stocks

---

## AFT DECK

---

- Cockpit with teak decking
- Swim step, FRP with stainless steel brackets
- Stainless steel telescopic swim ladder under swimstep
- Wide teak coaming around cockpit
- Stainless steel ladder to Flybridge with teak treads
- Sliding doors to Salon
- Built-in shower fittings inside transom
- Forward wash-down spigot
- Telephone, TV connection
- Glendinning Cablemaster
- Two 240v 50 AMP 100' Hubbel cords

- Custom insulated ice box for Eskimo icemaker
- Roller chocks at hull sides and transom
- Maxwell 24v warping winches, port and starboard in cockpit with foot switches
- Extended California deck with settee and table and extended roof

## SIDE DECKS

---

- Teak decking
- Teak rail cap on bulkheads
- Steps to Portuguese Bridge deck with teak treads
- Pilothouse deck level, Portuguese bridge
- Access door to Engine Room / Crew Quarters

## FOREDECK

---

- Cabin trunk with one stainless steel skylight
- Teak rail cap on bulwarks
- Stainless steel stanchions to support teak handrail
- Deck lockers forward either side of anchor platform
- FRP anchor platform with two sets rollers, Fleming style
- Twin Maxwell 3500 vertical hydraulic windlasses with gypsy and capstan
- (2) sets of roller chocks each with 2 pcs 14" s/s cleats per side
- (1) S/S 35 lb. CQR anchor
- (1) S/S 140 Delta anchor
- Hatch to forepeak
- Shore inlets for 220 VAC. TV and phone
- Deckwash outlet bibs for FW inside foredeck lockers
- Bench seat with storage

## FOREPEAK

---

- (2) chain compartments with stainless steel hawse pipes to direct chain
- Watertight collision bulkhead
- Overhead light
- 400' of 1/2" BBB galvanized chain

## FLYBRIDGE

---

- Lexan venture windshield with stainless steel rail
- Joy stick for bow thruster

- Stabilizer control
- Furuno RD 30 GPS
- Northstart 952X GPS
- Simrad AP 28 autopilot
- Furuno radar repeater
- Hynautic steering with destroyer-type wheel
- Rudder angle indicator
- Generator run lights and audio alarms
- Stidd helm seat
- Forward-facing upholstered seating
- L-shaped settee and table
- Buell airhorn with twin trumpets
- Icom VHS
- Intercom
- Frigibar freezer 110V
- AM/FM/Sirius/10 pack CD with Bose speakers
- Brand new 15' Novurania RIB with 70 hp Suzuki 4-stroke outboard (4 hours) - 2015
- Hardtop for Flybridge with adjustable lighting
- Stratoglass enclosure panels (removable)

## BOAT DECK

---

- Seating with cushions
- Table with Corian top
- U-line combo refrigerator/icemaker
- Sink with hot and cold faucet
- Nautical Structure 1,500 lb capacity davit
- Hatch to cockpit ladder
- Hinged radar arch with signal mast
- Hardtop for Flybridge and Boat Deck
- 3-burner fire magic stainless steel grill with twin tanks
- Propane locker
- Frigibot 24v holding plate freezer
- Custom stainless steel jerry jug rack
- Large deck locker
- See-thru mesh sun panels (removable)

## LAZARETTE

---

- Overhead lights stainless steel
- 100 gallon FW tank and FW pump, crew HW heater
- Eskimo icemaker with high capacity bin on deck

- (2) 40 gallon clean and dirty oil tanks
- Systems steering, hydraulic power assist with two cylinders with hydraulic pump on each engine
- Solid stainless steel "Axe-blade" rudders with Aquamet 22 stocks
- Bauer dive compressor with 6 tank rack
- 40 lb. Fortress stern anchor with 400' blue steel rope

---

## CREW'S QUARTERS

---

- (2) berths
- (2) hanging lockers
- Wet locker
- (2) sets of drawers
- Desk with mirror and drawer
- Furuno RD30
- Toilet
- Shower
- Porcelain basin with faucets
- Air conditioning
- Intercom

---

## EXCLUSIONS

---

- Oil painting in Pilothouse

---

## Exclusions

---

Owner's personal belongings.

---

## Disclaimer

---

The Company offers the details of this vessel or yacht in good faith but cannot guarantee or warrant the accuracy of this information nor warrant the condition of the vessel. A buyer should instruct his representatives, agents, or his surveyors, to investigate such details as the buyer desires validated. This vessel or yacht is offered subject to prior sale, price change, or withdrawal without notice.

# PHOTOS

**Aft Deck**



**Aft Deck**



**Aft Deck**



**Aft Deck**



**Aft Deck**



**Salon looking forward**



**Dining**



**Dining**



**Dining**



**Galley**



**Galley**



**Salon Mini Bar**



**Master Stateroom**



**Master Stateroom**



**Washer Dryer**



**Master Bath**



**Master Bath**



**VIP Stateroom**



**Guest Bath**



**Guest Stateroom**



**Guest Bath**



**Pilothouse**



**Pilothouse**



**Pilothouse**



**Dayhead**



**Stairs**



**Flybridge**



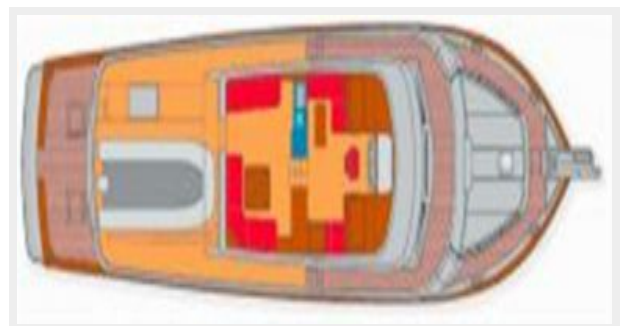
**Flybridge**

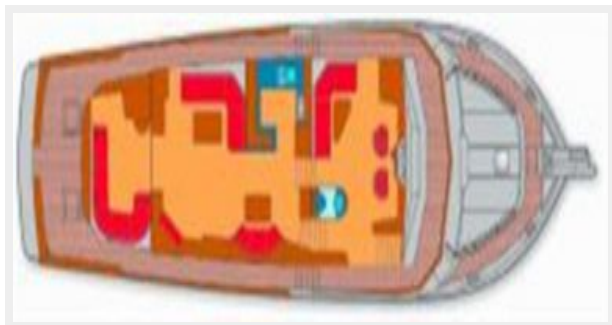
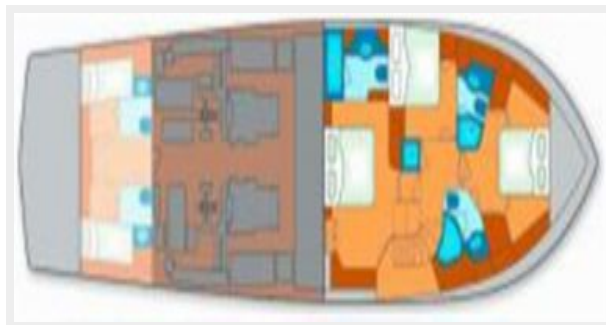


**Engine Room**



**Flybridge Level**



**Main Deck****Lower Level**

# CONTACTS

---

Andrey Shestakov, leading yacht broker of the sales department of Shestakov Yacht Sales Inc. Shestakov Yacht Sales Inc., the official representative of the Miami/Fort Lauderdale FL headquarters.

## Contact details

---

Email: **andrey@shestakovyachtsales.com**

Web: [shestakovyachtsales.com/en/](http://shestakovyachtsales.com/en/)

## Telephones

---

USA: **+1(954)274-4435**

## Office hours

---

Monday – Saturday: **9:00 - 21:00 EDT**

Sunday: **closed**

## Address

---



Harbour Towne Marina, 850 NE 3rd St,  
STE 213, Dania, FL 33004