

# ROBERTSON & CAINE M4600 / LEOPARD 46 — ROBERTSON & CAINE



**Builder:** ROBERTSON & CAINE

**Year Built:** 2011

**Model:** Catamaran

**Price:** PRICE ON APPLICATION

**Location:** British Virgin Islands

**LOA:** 46' 0" (14.02m)

**Beam:** 24' 10" (7.57m)

**Min Draft:** 4' 5" (1.35m)

**Max Draft:** 4' 5" (1.35m)

Our experienced yacht broker, Andrey Shestakov, will help you choose and buy a yacht that best suits your needs **Robertson & Caine M4600 / Leopard 46 — ROBERTSON & CAINE** from our catalogue. Presently, at **Shestakov Yacht Sales Inc.**, we have a wide variety of yachts available on our sale's list. We also work in close contact with all the big yacht manufacturers from all over the world.

If you would like to buy a yacht **Robertson & Caine M4600 / Leopard 46 — ROBERTSON & CAINE** or would like help answering any questions concerning purchasing, selling or chartering a yacht, please call **+1(954)274-4435**

# TABLE OF CONTENTS

---

TABLE OF CONTENTS	2
SPECIFICATIONS	4
Basic Information	4
Dimensions	4
Speed, Capacities and Weight	4
Accommodations	4
Hull and Deck Information	4
Engine Information	5
DETAILED INFORMATION	6
Specifications	6
Saloon	6
Galley	6
Navigation Console	7
Cabins	7
Heads	8
Engine & Controls	9
Plumbing	13
Rudder & Steering	14
Electrical	14
Hull	15
Deck	16
Running Rigging	17
Mast Rigging & Sails	18
Additional Equipment	18
Exclusions	18
Disclaimer	18
PHOTOS	19
CONTACTS	21

---

Contact details	21
Telephones	21
Office hours	21
Address	21

---

---

# SPECIFICATIONS

---

## Basic Information

---

**Category:** Catamaran

**Model Year:** 2011

**Year Built:** 2011

**Country:** British Virgin Islands

## Dimensions

---

**LOA:** 46' 0" (14.02m)

**Beam:** 24' 10" (7.57m)

**Min Draft:** 4' 5" (1.35m)

**Max Draft:** 4' 5" (1.35m)

**Clearance:** 70' 9" (21.56m)

**MFG Length:** 46' 0" (14.02m)

## Speed, Capacities and Weight

---

**Water Capacity:** 206 Gallons

**Holding Tank:** 64 Gallons

**Fuel Capacity:** 185 Gallons

## Accommodations

---

**Total Cabins:** 5

**Total Berths:** 7

**Total Heads:** 5

## Hull and Deck Information

---

**Hull Material:** Fiberglass

---

## Engine Information

---

**Engines:** 2

**Manufacturer:** Yanmar

**Engine Type:** Inboard

**Fuel Type:** Diesel

# DETAILED INFORMATION

---

## Specifications

---

Length Overall . . . . .	46ft4in / 14.13M
Waterline Length . . . . .	44ft7in / 13.60M
Beam . . . . .	24ft10in / 7.57M
Draft . . . . .	4ft5in / 1.35M
Engines . . . . .	Yanmar 55Hp x 2
Fuel Capacity . . . . .	185gal / 700L
Water Capacity . . . . .	206gal / 780L
Mast Height . . . . .	70ft9in / 21.57M
Sail Area (120% genoa) . . . . .	1,4422 / 134M2
Berths . . . . .	8+2 in forepeaks
Heads . . . . .	5
Showers . . . . .	5

## Saloon

---

- Cherry panelite finishes with solid trims
- Saloon table and settee to seat 8 people
- Wear-resistant flooring
- Overhead lighting
- Ample ventilation through forward facing all-weather hatches
- Stowage space under settee cushions
- Recessed roller blinds over hatches n Ventilatio

## Galley

---

Corian heat-resistant galley worktop surfaces

Whale single lever faucet with pull out hose

Double stainless steel sink

Dish and cutlery drying recess with drainage

Corian cover for drying recess

2-door front-opening fridge/ freezer 60USgal/220Ltr 12v refrigeration

Gas cooker 3-burner with oven & broiler

Gas solenoid shut-off valve with control at switch panel & warning light at cooker

Gas cylinder & regulator in dedicated locker

Separate garbage bin locker with top access

Stowage space in shelf lockers & drawer units

Corian bar counter (Folding)

---

## Navigation Console

---

Chart table surface with light

Instrument and switch panel

Chart table surface with light

Instrument and switch panel

Chart table surface with light

Instrument and switch panel

---

## Cabins

---

Cherry palenite finishes with solid trims

Double berths

Hanging lockers

2 x storage lockers with shelving

Reading lamps

Overhead spot lights

Overhead roller blinds for privacy in each cabin

Large open shelves

Stowage space under bunks

Ventilation fan in each cabin

Forepeak Accommodation:

Port - Berth accessed from deck hatch or through hinged door from forward cabin

stbd - Fold-up pipe cot with PAr Brydon large bowl manual toilet below & hand basin with pullout shower hose. (Deck access only)

---

## Heads

---

Washbins with basin mixers

Vanity lockers with mirrors

Towel hooks, rails & rings

Separate shower compartment with shower sump cover

Adjustable shower hose with single-lever mixer faucet.

Clear shower door

Overhead flourescent lighting

Overhead and hull side roller blinds for privacy

Electric flushing toilets

Corian basin tops

Toiletry rack in shower compartment



## Engine & Controls

---

Double lever throttle / gearshift control

Sound deadening panels in engine room

2 x engine room ventilation fans and ducting

2 x Yanmar 55HP Diesel Engines with 1305 Sail Drives

2 x Fuel deck fillers

2 x Fuel filter/water separators

2 x Fuel tanks aluminum 185 USgal/700Ltr total capacity

2 x exhaust skin fittings (stain-less steel)

2 x exhaust water locks

2 x Cooling water inlet strainers

Double lever throttle / gearshift control

Sound deadening panels in engine room

2 x engine room ventilation fans and ducting

2 x Yanmar 55HP Diesel Engines with 1305 Sail Drives

2 x Fuel deck fillers

2 x Fuel filter/water separators

2 x Fuel tanks aluminum 185 USgal/700Ltr total capacity

2 x exhaust skin fittings (stain-less steel)

2 x exhaust water locks

2 x Cooling water inlet strainers

Double lever throttle / gearshift control

Sound deadening panels in engine room

2 x engine room ventilation fans and ducting

2 x Yanmar 55HP Diesel Engines with 1305 Sail Drives

2 x Fuel deck fillers

2 x Fuel filter/water separators

2 x Fuel tanks aluminum 185 USgal/700Ltr total capacity

2 x exhaust skin fittings (stain-less steel)

2 x exhaust water locks

2 x Cooling water inlet strainers

Double lever throttle / gearshift control

Sound deadening panels in engine room

2 x engine room ventilation fans and ducting

2 x Yanmar 55HP Diesel Engines with 1305 Sail Drives

2 x Fuel deck fillers

2 x Fuel filter/water separators

2 x Fuel tanks aluminum 185 USgal/700Ltr total capacity

2 x exhaust skin fittings (stain-less steel)

2 x exhaust water locks

2 x Cooling water inlet strainers

Double lever throttle / gearshift control

Sound deadening panels in engine room

2 x engine room ventilation fans and ducting

2 x Yanmar 55HP Diesel Engines with 1305 Sail Drives

2 x Fuel deck fillers

2 x Fuel filter/water separators

2 x Fuel tanks aluminum 185 USgal/700Ltr total capacity

2 x exhaust skin fittings (stain-less steel)

2 x exhaust water locks

2 x Cooling water inlet strainers

Double lever throttle / gearshift control

Sound deadening panels in engine room

2 x engine room ventilation fans and ducting

2 x Yanmar 55HP Diesel Engines with 1305 Sail Drives

2 x Fuel deck fillers

2 x Fuel filter/water separators

2 x Fuel tanks aluminum 185 USgal/700Ltr total capacity

2 x exhaust skin fittings (stain-less steel)

2 x exhaust water locks

2 x Cooling water inlet strainers

Double lever throttle / gearshift control

Sound deadening panels in engine room

2 x engine room ventilation fans and ducting

2 x Yanmar 55HP Diesel Engines with 1305 Sail Drives

2 x Fuel deck fillers

2 x Fuel filter/water separators

2 x Fuel tanks aluminum 185 USgal/700Ltr total capacity

2 x exhaust skin fittings (stain-less steel)

2 x exhaust water locks

2 x Cooling water inlet strainers

Double lever throttle / gearshift control

Sound deadening panels in engine room

2 x engine room ventilation fans and ducting

2 x Yanmar 55HP Diesel Engines with 1305 Sail Drives

2 x Fuel deck fillers

2 x Fuel filter/water separators

2 x Fuel tanks aluminum 185 USgal/700Ltr total capacity

2 x exhaust skin fittings (stain-less steel)

2 x exhaust water locks

2 x Cooling water inlet strainers

---

## Plumbing

---

Hot and cold pressurized fresh water system consisting of:

Transom shower (cold)

Shower drain pumps with filters

2 x hot water cylinder 12USgal/46ltr total capacity

1 x 3.5gPM fresh water pressure pump with accumulator tank

2 x Water tanks, 206USgal / 780Ltr total capacity

2 x holding tanks

4 x electric bilge pumps with float switches and alarms at helm and nav stations

2 x Manual bilge pumps with strum boxes

Bilge float switch

Hot and cold pressurized fresh water system consisting of:

Transom shower (cold)

Shower drain pumps with filters

2 x hot water cylinder 12USgal/46ltr total capacity

1 x 3.5gPM fresh water pressure pump with accumulator tank

---

2 x Water tanks, 206Usgal / 780Ltr total capacity

2 x holding tanks

4 x electric bilge pumps with float switches and alarms at helm and nav stations

2 x Manual bilge pumps with strum boxes

Bilge float switch

## Rudder & Steering

---

Balanced spade rudders

Rudder stock in 17-4ph stainless steel

Self aligning bearings

Chain and wire steering system with bulkhead steering unit and brake

Steering wheel

Emergency tiller (stainless steel)

## Electrical

---

Bi-colour & stern navlights

Compass at helm position

12v DC switch panel

3 x 12v outlet sockets at switch panel and at helm station

2 x Fuel tank gauges at helm position

2 x Ammeters at helm position

2 x AGM House batteries

1 x Additional AGM house battery

2 x AGM Engine starter batteries

1 x House battery isolator switch

2 x Engine starter battery isolator switches

Battery Charger 12 volt/40amp

2 x Alternators

Electrical spares kit: fuses, relays, fuse holders

DSC VHF radio n Autopilot Control

Color chartplotter

Wind system including display and masthead unit

Speed, log & depth instrument

Radio/CD player, 2 speakers in saloon n 2 x speakers in cockpit

3 x air conditioners: 44,000BTU total capacity 1 x 12,000BTU, 2 x 16,000BTU

AC switch panel for shore power link-up

110v or 220v AC Double outlets in Cabins, Galley, and Switch panel

9kw Nothern Lights diesel generator (110v) with sound shield

2 x Hardwired shore powerlines - 3 core 50ft/15m, heavy duty

Solar panels fitted to hard top

---

## Hull

---

The hulls are of GRP construction with balsa core for strength, stiffness and insulation, using high quality materials. The hulls carry a comprehensive limited osmosis warranty from Robertson & Caine.

An exceptionally shallow draft of 4ft5in/1.35M is achieved

The hulls are painted with anti-fouling

Both deck and hull are finished in white gel coat with striping

The deck has a molded-in non-skid pattern providing excellent traction even in the most severe conditions

The wide aft platform allows easy access to the boat and connects both swim platforms. A large opening allows walkthrough access from the aft platform into the cockpit.

## Deck

---

Guardwires with stanchions, bases, port & starboard gates

1000w horizontal windlass with hand-held remote

Anchor roller fitting with chain wear plates n Primary anchor with chain

Secondary anchor with chain and rope

Anchor bridle and hook

Liferaft locker

Sliding companionway door

Hardtop over cockpit incorporating helmstation with lighting and hard bimini with enclosure.

Mainsheet track on hardtop allows free access to swim platform

Ventilation panels in hardtop open allowing circulation into cockpit n Swimming ladder with teak steps

Cockpit table

2 x Stainless steel cockpit table seats

1 x Pivoting cockpit backrest

Cockpit side and backshade curtains

Furler jammer on deck

Mainsheet traveller car Lewmar Size 3

Mainsheet track n Trampoline n Helmseat

Lifering holder

Acrylic windows

16 x Hatches

6 x Portlights n Forward window louvre set

2 x Spacious cockpit lockers



---

2 x Spacious foredeck lockers

2 x Pulpits fitted with seats

2 x Pushpits n 2 x Inner pushpits

2 x Coachroof stainless steel handrails

2 x Coachroof steel grab handles

2 x Hardtop steel grab handles

9 x Mooring cleats

2 x Lewmar winch handles

1 x Winch handle pocket at helm

4 x Drinking can holders

2 x Genoa cars

2 x Genoa tracks

3 x Halyard jammers on mast

1 x Line driver for traveler control

4 x genoa and mainsheet jammers

2 x Halyard winches (on mast)

2 x Primary sheet winches

4 x Folding padeyes to allow for spinnaker tackle

2 x Padeyes at mast step

Custom GRP fixed Davit system with tackle n Folding transom platfor

## Running Rigging

---

Mainsheet (4:1 purchase)

Mainsheet traveller line (4:1 purchase)

Main boom topping lift

Mainsail outhaul and 2 reefs

---

2 x Genoa sheets n 3 x Halyards (main, genoa & spare)

## **Mast Rigging & Sails**

---

Natural anodized mast with Antal mast slider system

Natural anodized crossbeam n Profurl genoa furler

Mainsail full battened with 2 rows reefs (Quantum)

130% Furling genoa

2 x Additional spare 12v wires in mast

Additional spare conduit with messenger in mast

Winch handle pocket n Boom cover (sail stack pack)

## **Additional Equipment**

---

Above deck equipment

Bedding, linens, and galley equipment

Safety equipment

Navigation equipment

## **Exclusions**

---

Owner's personal belongings.



## **Disclaimer**


---

The Company offers the details of this vessel or yacht in good faith but cannot guarantee or warrant the accuracy of this information nor warrant the condition of the vessel. A buyer should instruct his representatives, agents, or his surveyors, to investigate such details as the buyer desires validated. This vessel or yacht is offered subject to prior sale, price change, or withdrawal without notice.

# PHOTOS

---





# CONTACTS

---

Andrey Shestakov, leading yacht broker of the sales department of Shestakov Yacht Sales Inc. Shestakov Yacht Sales Inc., the official representative of the Miami/Fort Lauderdale FL headquarters.

## Contact details

---

Email: [andrey@shestakovyachtsales.com](mailto:andrey@shestakovyachtsales.com)

Web: [shestakovyachtsales.com/en/](http://shestakovyachtsales.com/en/)

## Telephones

---

USA: +1(954)274-4435

## Office hours

---

Monday – Saturday: **9:00 - 21:00** EDT

Sunday: **closed**

## Address

---



Harbour Towne Marina, 850 NE 3rd St,  
STE 213, Dania, FL 33004