

## EARLY LIGHT — BRISTOL YACHTS



**Судостроитель:** BRISTOL YACHTS

**Год постройки:** 1988

**Модель:** Крейсерская яхта

**Цена:** ЦЕНА ЯХТЫ ПО ЗАПРОСУ

**Местонахождение:** United States

**Длина общая:** 51' 0" (15.54m)

**Мин. осадка:** 5' 8" (1.73m)

**Макс. осадка:** 12' 0" (3.66m)

Купить **Early Light — BRISTOL YACHTS** а также выбрать подходящую вам яхту из нашего каталога яхт вам поможет опытный яхтенный брокер Андрей Шестаков. На сегодняшний день компания **Shestakov Yacht Sales Inc.** имеет большое количество яхт в собственном списке продаж, а также тесно сотрудничает со всеми крупными яхтенными производителями по всему миру.

Для того чтобы купить яхту **Early Light — BRISTOL YACHTS** а также проконсультироваться по любому вопросу связанному с покупкой, продажей, чартером яхт позвоните по телефону **+7(918)465-66-44**.

# ОГЛАВЛЕНИЕ

---

ОГЛАВЛЕНИЕ	2
ХАРАКТЕРИСТИКИ	3
Обзор	3
Основная информация	8
Размеры	8
Скорость, вместимость и масса	9
Размещение	9
Корпус и палуба	9
Информация о двигателе	9
ФОТОГРАФИИ	10
КОНТАКТЫ	18
Контактная информация	18
Телефоны	18
Время работы	18
Адрес	18

# ХАРАКТЕРИСТИКИ

## Обзор

Early Light, a Bristol 51.1, is one of the famous Bristol Yachts built by the Bristol Yacht Company of Bristol, Rhode Island. She was designed by Ted Hood's design group, the well-known America's Cup designer, and was built in 1988. She is a serious offshore cruiser, well built, heavy displacement, sloop rigged, a retractable centerboard and a teak deck. She has a three cabin, two head layout, with dual passageways. The interior is beautifully crafted teak throughout, (bulkheads, seating and cabinetry). The flooring is inlaid teak and holly. She is fitted with a robust retractable centerboard for sailing performance yet with shallow draft. The retractable centerboard vs a deep fin keel allows entering shallow marinas and anchorages. The fully encapsulated lead ballast is deep in the hull to compensate for the unballasted centerboard. She has heavy fiberglass layup, a sturdy, skeg hung rudder, a keel stepped mast, interior cabinetry bonded to the hull and heavy bronze sea cocks. Other significant features include a Yanmar 4JH3E 100 HP main engine, an enclosed Westerbeke 8 KW generator, a removable inner fore-stay, Hood electric in-mast mainsail furling, Harken headsail furling, electric headsail winches and an efficient feathering MaxProp propeller.

**Specs** Builder: Bristol Yachts Designer: Dieter Empacher Keel: Centerboard **Dimensions** LOA: 51 ft 1 in Beam: 15 ft 2 in LWL: 42 ft 0 in Minimum Draft: 5 ft 8 in Maximum Draft: 12 ft 0 in Displacement: 43700 lbs Dry Load Ballast: 19500 lbs Bridge Clearance: 71 ft 0 in Headroom: 6 ft 5 in **Engines** Engine 1: Engine Brand: Westerbeke Engine Model: 8 KW Enclosed Genset Engine Type: Other Engine/Fuel Type: Diesel Engine Hours: 2245 Engine 2: Engine Brand: Yanmar Year Built: 1988 Engine Model: 4JHTE Engine Type: Inboard Engine/Fuel Type: Diesel Engine Hours: 3304 Propeller: 3 blade propeller Drive Type: Direct Drive Engine Power: 100 HP **Tanks** Fresh Water Tanks: 2 Aluminum (250 Gallons) Fuel Tanks: 2 Stainless steel (250 Gallons) Holding Tanks: 2 Aluminum (40 Gallons) **Accommodations** Number of single berths: 2 Number of double berths: 2 Number of cabins: 3 Number of heads: 2 **Outside Equipment/Extras** Total Liferaft Capacity: 8

### Accommodations

The standard Bristol 51.1 is a three cabin layout. The entire interior is beautifully crafted teak bulkheads, seating, cabinetry. The flooring is inlaid teak and holly.

Working aft from the bow the interior layout has a double V berth forward with teak cabinetry and lockers and good overhead lighting and ventilation. Then aft via a short passageway is a crew cabin to starboard with over & under bunks, teak cabinetry and a locker. Across the passageway, to port, is the forward head with vanity, head and separate shower stall.

Amidships is a large well-lighted and ventilated main saloon. To starboard is a large and comfortable circular settee (upholstered in teal Ultra Suede), an oval dining table and teak cabinetry behind. To port is a teak bench type, curved settee, (teal Ultra Suede), with teak cabinetry behind. Aft of the port settee is the navigation and communications area, with a large teak navigation table, built-in bench seat, facing forward and a large wrap around, "L" shaped

set of two panels for AC & DC circuit breakers, electronics, navigation and communications equipment. Additional electronics are mounted on the forward facing panel aft of the companionway ladder. A full size doorway aft of the navigation area leads to the aft master head which has a second door opening to the master stateroom.

To starboard, aft of the large circular settee is a walk through galley, with teak cabinetry, 10 ft of counter space, double stainless sinks, a three burner stove and oven, excellent overhead lighting and ventilation, and three refrigerator freezers. Aft of the galley to starboard is a doorway leading to the spacious master cabin with a center line queen berth, surrounded by teak cabinetry and lockers, again with good lighting & ventilation.

### **Galley & passageway aft**

Galley leads to main doorway to the master cabin

Teak cabinets, including the heavy refrigerator doors

10 ft of counter space total, inboard & outboard

Deep double SS sinks, (fresh, salt, hot, cold)

Seafrust massive two door refrigerator, plus separate freezer

Both units are 120 VAC & engine driven, top & front access,

Tasco stove & oven, 3 burn

GE Omni 5 multi use, (Microwave, toaster, broiler & baker)

Three opening port lights for light and ventilation

Broan trash compactor, (at the Nav desk)

### **Additional cockpit & deck equipment**

Ideal vertical dual gypsy windlass

Foot operated up/down switches

Dual SS anchor plate with dual anchor rollers

Dual chain & rode hawspipes

60 lb Spade anchor with 170 ft 7/16" chain & 150 ft rode

60 lb CQR (secured below deck in the bow locker)

Sunbrella navy blue bimini & full cockpit enclosure / Strataglass windows)

Sunbrella navy blue dodger & stratglass windows, (separate from bimini)

New white vinyl 3" cockpit cushions 2014

Davits for stern mounting an inflatable dingy, (not mounted)

Many large cylindrical fenders & long & short docklines

Steering pedestal, wheel, engine controls & B&B instruments

Givens, 8 man liferaft mounted in cradle forward of dodger

SS BBQ grill, (mounted to port stern rail)

### **Mast, Rigging, Sails, Winches**

Hood Stoway electric in-mast mainsail furling system, (rebuilt 2013)

Harken head sail roller furling system

Electric mainsail in-haul & out-haul winches

Removable, lockable, inner forestay for staysail

Extra tall, port & starboard mast safety rails

Full size spinnaker pole mounted on mast slide

All sails (Doyle) in very good condition

Doyle mainsail, (new 2010, good condx)

Doyle jib, 110%, (new 2010, good condx)

Doyle genoa, 150%, (good condx, not onboard vessel)

Doyle staysail, (in excellent condx)

MPS parachute sail with sock, (good condx, 1 small rip))

Mast is dual spreader design, (71 ft overall height)

Radar radome mounted on mast with SS guard rail

2x Lewmar #48 2SST, electric winches on mast

2x 3 gang, rope clutches on mast

SS rod rigging, (installed new 2010), good condx)

- 1x Lewmar #46 winch fwd starboard cockpit
- 2x Lewmar #55 2SST, manual, aft coach roof
- 2x Lewmar #55 electric primary winches
- 2x Lewmar #55 electric secondary winches
- 1x CB winch w steel cable to the centerboard
- Mainsheet traveler, 6X, mounted on aft coach roof
- Navtec hydraulic back stay, (new 2010)
- Navtec hydraulic boom vang
- 2x Adjustable running backstays (downwind sailing)

### **Electronics, Navigation, Communications**

#### Exterior: Cockpit instruments

- Yanmar engine controls and gauges at helm
- Ships enclosed binnacle compass at helm
- Sidepower bow thruster control at helm
- Simrad remote plotter/radar display at helm
- Raymarine RL 80C chart plotter, (companionway)
- 2x new B&G Triton wind, depth & speed instruments, (companionway)

#### Interior: Companionway ladder instruments

- Westerbeke genset control panel
- Fireboy Xintex S-2A, propane fume detector
- Ideal windlass switch/breaker panel
- Tank monitor, 2x fuel gauges, 2x water gauges
- N.A.T SATFIND Pro 406 MHZ EPIRB
- ACR MOB strobe light, (at helm)

#### Interior: Navigation desk instruments

Magnavox MX 4102 satellite navigator

Standard Horizon VLN 3000 Loud Hailer

Icom IC-M700 150 watt HF SSB transceiver

120 VAC & 12-14 VDC circuit breaker panel

Inverter/Charger switch

Simrad chart plotter / radar control display, (nav station)

Raymarine Pathfinder chart plotter / radar, (cockpit)

Simrad/Robertson AP24 autopilot control

Icom M-100 25 watt VHF transceiver

4X Guest Battery switches

### **Electrical systems, 120 VAC & 12-14 VDC**

120 VAC Shore power system

120 VAC Main circuit breakers

120VAC & 12-14 VDC Circuit breaker panel, (Nav desk)

Pro Mariner 2000w Inverter/Charger

2x 12-14 VDC alternators, (55A and 90A)

2 battery banks, (House:3x 8D 2015; Eng & Gen start:1x D24)

4X Guest battery switches

### **Hull, Keel, CB, Rudder, Deck, Cabin top, Dorades**

Teak deck, (good to fair condition, recaulked)

Retractable centerboard, 5' 4" up, 12' 6" down)

Awlgrip topsides Navy Blue, 2005

Teak toe rail all around deck recessed SS chocks)

Bow to stern port & starboard rub rails

SS Stanchions, dual safety lines & gates

4x dorade boxes & dorade vents, (2x fwd, 2x aft)

8X large SS opening hatches

1x Ground tackle locker (just after of anchor windlass)

2X large aft storage in deck storage lockers

SS bow & stern pulpits, (stern with fold down swim ladder)

4x Teak hand rails on cabin top

Givens 8 man liferaft & cradle, (mounted behind mast)

6x large heavy duty deck cleats

### Miscellaneous other equipment

Marine Air, 3 zone, AC/Heat system, (9k, 6k & 6k)

Espar diesel heater, (not operational)

Sidepower bow thruster, (control at helm)

Full boat winter cover with frames & tie downs

## Основная информация

**Тип судна:** Крейсерская яхта

**Подкатегория:** Center Cockpit

**Модельный год:** 1988

**Год постройки:** 1988

**Страна:** United States

## Размеры

**Длина общая:** 51' 0" (15.54m)

**Длина по ватерлинии:** 42' 0" (12.80m)

**Мин. осадка:** 5' 8" (1.73m)

**Макс. осадка:** 12' 0" (3.66m)

**Трапы:** 71' 0" (21.64m)



## Скорость, вместимость и масса

---

**Водоизмещение:** 43700 Pounds

**Вместимость воды:** 250 Gallons

**Вместимость сточного бака:** 40 Gallons

**Объем топливного бака:** 250 Gallons

## Размещение

---

**Всего кают:** 3

**Всего коек:** 4

**Всего ком. состава:** 2

## Корпус и палуба

---

**Материал корпуса:** Fiberglass

**Отделка корпуса:** Aluminum

## Информация о двигателе

---

**Двигатели:** 1

**Производитель:** Yanmar


**Модель:** 4JHTE


**Тип двигателя:** Inboard

**Тип топлива:** Diesel

# ФОТОГРАФИИ


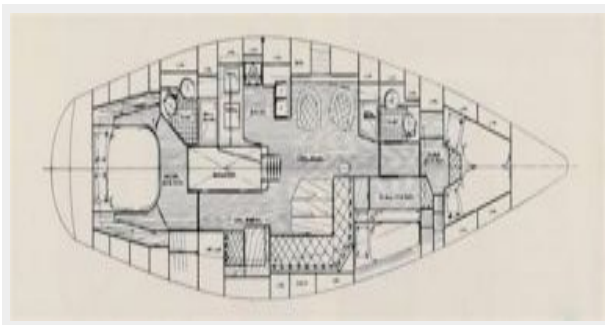



















# КОНТАКТЫ

---

Андрей Шестаков (Andrey Shestakov) – ведущий яхтенный брокер отдела продаж яхт и судов компании Shestakov Yacht Sales Inc. Официальный представитель Shestakov Yacht Sales Inc. для русскоговорящих клиентов в центральном офисе компании в Майами/Форт Лодердейл/Флорида/США.

## Контактная информация

---

Email: [andrey@shestakovyachtsales.com](mailto:andrey@shestakovyachtsales.com)

Web: [shestakovyachtsales.com](http://shestakovyachtsales.com)

## Телефоны

---

Краснодарский край: **+7(918)465-66-44**

США, Майами, Флорида: **+1(954)274-4435**

## Время работы

---

Понедельник – Суббота: **9:00 - 21:00**  
EDT

Воскресенье: **Закрито**

## Адрес

---



Harbour Towne Marina, 850 NE 3rd St,  
STE 213, Dania, FL 33004