

## WINDRIVEN — LITTLE HARBOR



**Builder:** LITTLE HARBOR

**Year Built:** 1987

**Model:** Cruising Sailboat

**Price:** PRICE ON APPLICATION

**Location:** United States

**LOA:** 53' 2" (16.21m)

**Beam:** 15' 1" (4.60m)

**Min Draft:** 5' 6" (1.68m)

**Max Draft:** 11' 4" (3.45m)

**Cruise Speed:** 7 Kts. (8 MPH)

**Max Speed:** 8 Kts. (9 MPH)

Our experienced yacht broker, Andrey Shestakov, will help you choose and buy a yacht that best suits your needs **WINDRIVEN — LITTLE HARBOR** from **our catalogue**. Presently, at **Shestakov Yacht Sales Inc.**, we have a wide variety of yachts available on **our sale's list**. We also work in close contact with all the big **yacht manufacturers** from all over the world.

If you would like to buy a yacht **WINDRIVEN — LITTLE HARBOR** or would like help answering any questions concerning purchasing, selling or chartering a yacht, please call **+1(954)274-4435**

# TABLE OF CONTENTS

---

TABLE OF CONTENTS	2
SPECIFICATIONS	4
Overview	4
Basic Information	4
Dimensions	4
Speed, Capacities and Weight	5
Accommodations	5
Hull and Deck Information	5
Engine Information	5
DETAILED INFORMATION	6
DESCRIPTION	6
INTERIOR OVERVIEW	6
ACCOMMODATIONS	7
ELECTRICAL SYSTEM	8
ELECTRONICS and NAVIGATION EQUIPMENT	8
MECHANICAL EQUIPMENT and ENGINE DETAILS	9
SAILS and RIGGING	10
HULL and DECK	10
EXCLUSIONS	12
Exclusions	12
Disclaimer	12
PHOTOS	13
Main Salon	13
Main Salon, Starboard	13
Main Salon, Port	13
Galley, Forward	13
Galley, Aft	13
Nav Station	13

---

Nav Station, Inboard	13
Master Cabin, Starboard	13
Master Cabin, Port	14
Master Cabin	14
Master Head	14
Master Shower	14
Guest Cabin	14
Guest Cabin, Forward	14
Guest Head	14
Engine Space	14
Foredeck	15
Looking Forward	15
Looking Aft	15
Cockpit	15
Cockpit Table Extended	15
Steering Pedestal	15
Easy Access to Side Decks & All Winches	15
Layout	15
<b>CONTACTS</b>	<b>16</b>
Contact details	16
Telephones	16
Office hours	16
Address	16

---

# SPECIFICATIONS

---

## Overview

---

WINDRIVEN is a great example of Ted Hood's popular Little Harbor 53 Series that boasts fine workmanship throughout and a unique cockpit design that allows one person to handle all sail controls without leaving the helm, as well as easy access each side without stepping up. Her proven hull design features generous beam and displacement to provide exceptional living and storage space as well as remarkable stability and seakindliness offshore. The low wetted surface hull is also easily driven in light wind by a high-aspect sail plan. Upwind performance is enhanced by a deep, efficient centerboard that increases draft to 11'-4" when lowered.

WINDRIVEN features a rare two-cabin layout with an oversized master cabin forward and VIP/guest cabin aft. She has a relatively new engine, generator and sails, and her teak decks look great following full reconditioning in 2015.

The current owner has owned her for 15 years, during which time he has lovingly maintained her and upgraded almost every system. During this time, WINDRIVEN has been lightly used and stored inside for the past six winters.

Due to lifestyle changes, the owner has reduced the price drastically to facilitate a quick sale. For anyone looking for a high quality, pedigreed sailing yacht, you will find no better value!

---

## Basic Information

---

**Category:** Cruising Sailboat

**Sub Category:** Center Cockpit

**Model Year:** 1987

**Year Built:** 1987

**Country:** United States

**Coast Guard #:** 924505

---

## Dimensions

---

**LOA:** 53' 2" (16.21m)

**LWL:** 42' 2" (12.85m)

**LOD:** 53' 2" (16.21m)

**Beam:** 15' 1" (4.60m)

**Min Draft:** 5' 6" (1.68m)

**Max Draft:** 11' 4" (3.45m)

---

## Speed, Capacities and Weight

---

**Cruise Speed:** 7 Kts. (8 MPH)

**Max Speed:** 8 Kts. (9 MPH)

**Displacement:** 56000 Pounds

**Water Capacity:** 160 Gallons

**Fuel Capacity:** 240 Gallons

---

## Accommodations

---

**Total Cabins:** 2

**Total Berths:** 4

**Sleeps:** 6

**Total Heads:** 2

---

## Hull and Deck Information

---

**Hull Material:** Fiberglass

**Deck Material:** Teak

**Hull Configuration:** Centerboard

**Hull Color:** Flag Blue

**Hull Finish:** Fiberglass

**Hull Designer:** Ted Hood

---

## Engine Information

---

**Engines:** 1

**Manufacturer:** Yanmar

**Model:** 4JH3-DTHE

**Engine Type:** Inboard

**Fuel Type:** Diesel

---

# DETAILED INFORMATION

---

## DESCRIPTION

---

WINDRIVEN is a great example of Ted Hood's popular Little Harbor 53 Series that boasts fine workmanship throughout and a unique cockpit design that allows one person to handle all sail controls without leaving the helm, as well as easy access each side without stepping up. Her proven hull design features generous beam and displacement to provide exceptional living and storage space as well as remarkable stability and seakindliness offshore. The low wetted surface hull is also easily driven in light wind by a high-aspect sail plan. Upwind performance is enhanced by a deep, efficient centerboard that increases draft to 11'-4" when lowered.

WINDRIVEN features a rare two-cabin layout with an oversized master cabin forward and VIP/guest cabin aft. She has a relatively new engine, generator and sails, and her teak decks look great following full reconditioning in 2015.

The current owner has owned her for 15 years, during which time he has lovingly maintained her and upgraded almost every system. During this time, WINDRIVEN has been lightly used and stored inside for the past six winters.

Due to lifestyle changes, the owner has reduced the price drastically to facilitate a quick sale. For anyone looking for a high quality, pedigreed sailing yacht, you will find no better value!

## INTERIOR OVERVIEW

---

The interior features traditional Little Harbor teak joinerwork with solid teak trim, teak veneer or Formica bulkheads and solid teak and holly floorboards, all finished in satin varnish with gloss accents. All exposed hull surfaces are lined with varnished teak ceiling strips. The overhead is of removable white Formica panels with teak trim. Hanging lockers are lined with aromatic wood and have automatic lights. All other lockers above seat level are meticulously lined with teak or Formica.

Galley, head and bureau countertops are Corian, while all other countertops are varnished teak with inlays. The head and shower floors are molded FRP covered with teak grating rounded off on the edges for comfort. Varnished teak towel racks, toothbrush/cup holder and other accessories are provided to match the interior. Canvas lee cloths are installed for all berths. Ample shelving, bookshelves and handholds are provided throughout the interior. Interior fabrics are all blue Ultrasuede, including the mast cover. There are also custom drapes, sheets, bed covers, shams, pillows, mattresses and area carpets.

All water and fuel tanks are below floor level, providing extensive storage under seats and furniture throughout the interior. All wiring and plumbing is completely hidden from view behind removable panels.

## ACCOMMODATIONS

---

WINDRIVEN sleeps five in two private staterooms with two heads and two stall showers, plus two berths in main salon.

Starting forward is the full-width master cabin with queen berth to starboard and single berth to port. There are curved overhead lockers outboard on each side, two hanging lockers, multiple drawers and lockers and a desk/vanity with seat. Light and ventilation are provided by two deck hatches, two deck prisms and two opening portholes. An ensuite toilet is forward on centerline with a separate shower stall and opening hatch for each.

The spacious main salon features an oval settee and dining table with built-in bottle storage to starboard. A second full-length settee and coffee table is to port to provide an additional sea berth or overflow seating. The coffee table also has a fitted cushion for use as a bench seat at the dining table. Here and throughout WINDRIVEN, an abundance of hatches and opening portholes create a light and airy feeling. Six topside windows further enhance the exceptional visibility and open feeling while seated.

Aft of the salon and to starboard is a full-length, sea-going galley with full-height refrigerator with vertical doors and top-loading deep freeze.

Additional Features:

- Force 10 three-burner stove with oven
- Microwave oven
- Corian countertops
- Twin stainless sinks
- Grohe retractable faucet
- Manual fresh and salt water faucets
- Exhaust blower

Aft of the salon on the port side is a fully functional nav station with built-in nav instruments and a full seat, while inboard and just aft of the companionway are custom electrical panels and a Raritan icemaker – all easily accessible from the cockpit.

Dual passageways from either the galley or nav station lead aft to the guest/VIP cabin, which features a generous berth on each side and a seat on centerline. There are overhead lockers outboard, a hanging locker and multiple drawers and lockers, as well as a vanity with seat on the forward bulkhead. Light and ventilation are provided by a large deck hatch and four opening portholes. A private head with separate shower stall

is to port.

---

## ELECTRICAL SYSTEM

---

The yacht's DC electrical supply is 12-volt supplied by (8) heavy-duty six-volt house batteries in series/parallel, with a total capacity of 1,000 amp hours. Two independent 200 amp-hour batteries are dedicated to engine and generator starting. House and engine batteries are charged by twin Balmar 100-amp alternators. Alternatively, all batteries may be charged by a Trace 12-volt, 100-amp automatic battery charger/inverter run off the generator or shore power.

The yacht's AC electrical is 110-volt/60 cycles. AC power is supplied by (2) 50-amp shore power inlets. AC power is also supplied by a Fischer Panda 8 kW diesel generator (2009 - 86 hours) or by a Trace inverter/charger. AC functions include water heater, battery charger, refrigeration, electrical outlets, air conditioning, microwave oven, water maker etc.

- Multiple-switch panels inboard of nav station
- (2) Shore power cables with adapters and splitter
- Running lights, masthead light and steaming/flood light
- Spreader lights – (2) down-facing, (4) up-facing
- Frigast reading lights
- Fluorescent lights in heads and galley
- Chart table gooseneck lights
- Forepeak, lazarette and engine room lights
- Night vision lights throughout interior
- Indirect lighting in main salon with dimmers
- Variable-speed fans in cabins
- GFIC waterproof AC outlets in heads and galley
- Waterproof 12-volt outlet in the cockpit
- Copper screening fibreglassed into hull for radio antenna ground

---

## ELECTRONICS and NAVIGATION EQUIPMENT

---

- Raytheon sailing instruments with (4) repeaters above companionway and (2) analog wind displays at helm
- (3) Autohelm speed/wind depth displays at nav station
- Raymarine E120 radar/GPS/chartplotter display at helm and E80 display at nav station
- Raytheon AIS
- Raytheon R40 radar in cockpit with repeater at nav station
- Raymarine Raychart 6000 back-up GPS in cockpit
- Raymarine RC 320 back-up GPS/plotter at nav station



- Autohelm ST 8001 autopilot with repeater at nav station (new 2009)
- Raymarine Ray 45 VHF at helm
- ICOM M 502 VHF at nav station
- ICOM M 802 HF radio
- KVH Tracvision satellite TV antenna
- KVH Trac phone
- Sirius satellite weather receiver

#### Entertainment:

- Sony 26" HD flat screen TV and DVD player in main salon
- AM/FM/16-CD player with multiple speakers, interfaced with satellite TV

---

## MECHANICAL EQUIPMENT and ENGINE DETAILS

---

Yanmar 4JH3-DTHE 125 hp freshwater-cooled diesel engine (1,015 hours - new 2006)

The main engine turns a 21" diameter MaxProp feathering 3-blade propeller that improves sailing performance by reducing propeller drag. A Scatra flexible engine coupler connects the thrust bearing to the engine, allowing for installation on flexible mounts to eliminate nearly all engine vibration.

#### Other Details:

- Racor fuel/water separator
- VDO instruments for tachometer, (2) amp meters and volt meter
- Low oil pressure alarm and high water temperature alarm
- Reverso oil change pump
- Automatic fire extinguisher
- Slepner 24-volt bow thruster with two independent batteries
- (2) Electric bilge pumps with automatic switch
- Manual bilge pump
- High water bilge alarm system
- Royal Flush fresh water electric toilets in each head with holding tank and by-pass for direct overboard discharge for each
- Grunert combination 12-volt / 110-volt refrigerator and freezer system
- MarineAir air conditioning with (3) zones
- Sea Recovery water maker
- Hot water heater (2014)
- Pressurized salt water system for anchor wash-down
- Headhunter holding tank monitor system for each toilet
- Tank tender water/fuel tank gauges
- All thru-hull fittings below waterline have bronze ball-type seacocks with double hose clamps

- Thru-hull fittings are installed flush with outside hull surface to reduce drag

---

## SAILS and RIGGING

---

### Rigging:

- Hood electric Stoway mast (furler motor rebuilt 2014)
- Harken Mark III genoa furler
- Harken staysail furler
- Spinnaker pole with storage on mast for short-handed deployment
- Navtec hydraulic boom vang / backstay with failsafe turnbuckle and control panel in cockpit
- Navtec backstay insulators for SSB antenna

### Sails:

- North furling mainsail (2011)
- North 130% genoa (2011)
- North furling staysail (2011)

### Winches:

- (2) Bariant 32 electric self-tailing primaries
- (2) Bariant 32 electric self-tailing mainsheet and outhaul winches
- (2) Bariant 28 self-tailing secondary winches
- (2) Bariant 22 halyard winches on mast (one self-tailing)
- (1) Bariant 21 halyard winch

---

## HULL and DECK

---

The hull was molded in FRP with 3/4" Airex foam core for added strength and sound/thermal insulation. The centerboard is two-part female molded FRP with bronze protective shoe on leading edge and solid FRP around pin area. The centerboard has a highly efficient foil shape and is filled with lead ballast to provide negative buoyancy. Centerboard hoists via wire cable to winch on deck and offers a minimum draft of only 5'-6" with board up and a maximum draft of 11'-4" with board down. The balanced, high-aspect spade rudder is two-part female molded FRP with 3-1/2" stainless steel rudder stock. Bulkheads are built of marine grade plywood, reinforced with FRP in areas of chainplates. FRP fuel and water tanks integral to the hull, for additional stiffness to hull laminate and to use the maximum amount of volume available.

The deck is one-piece molded FRP with foam core for strength and stiffness. It is bonded and bolted down with epoxy putty to the inboard angled hull flange with 5/16" bolts on 8" centers. All deck hatch landings are molded in FRP. The propane locker is

molded separately and ventilated with direct drain overboard.

The main cockpit is large and functional, designed for easy exit on each side without climbing over coaming. The steering pedestal houses all engine instrumentation and sail handling functions, and deck winches are all easily reached from the helm – a feature rarely found on any other yacht. There is also a large cockpit table with built-in cooler and fold-up leaves to seat six comfortably.

Topsides are Flag Blue Awlgrip with double white boot stripe and green bottom. Cabin house is white with tan nonskid (new 2010). New Durotec Vinylester barrier coating (2005).

#### Additional Features:

- Stainless bow pulpit with port and starboard running lights
- Stainless stern pulpit with boarding gate and stern light
- Rubrail with stainless striker
- 27" Stainless stanchions and double lifelines with side gates
- Stainless stemhead fitting with twin anchor rollers and well-rounded, built-in chocks
- Stainless stern and springline chocks flush with toerail
- (6) Stainless mooring cleats
- Stainless steering wheel with varnished teak rim
- Stainless genoa and staysail tracks with reference numbers stamped on top
- Stainless opening portholes with screens (17)
- Stainless deck hatches (11)
- Stainless cowl vents (9)
- Custom stainless turning blocks and deck blocks
- Maxwell 12-volt anchor windlass (new 2007)
- 60 lb. CQR anchor with 200' chain and 100' rode
- Danforth 45 HT anchor with chain and rode
- 60 lb. Stainless CQR anchor with chain and rode (in storage)
- Hand-laid teak side decks and cockpit sole, ½" minimum thickness, bedded and fastened to deck – fully re-conditioned in 2015, including all new caulking
- Varnished teak toerail, teak dorade boxes, teak drip rail, teak handrails, cockpit backrests and cockpit table with drop leaves
- Custom dodger with roll-up front and oversized stainless frame
- Bimini with window over helmsman, oversized frame and full enclosures, including screens
- Ritchie 6" compass installed on the steering pedestal
- Built-in lockers for storage of rope tails outside of cockpit
- Closed-cell foam cockpit cushions with backrests
- Hot/cold shower in flush stern locker
- Custom fold-down stern ladder with stainless frame and teak steps
- (6) Tinted Lexan topside windows

- Canvas covers for all exterior varnished teak
- Winslow 6-man life raft with ditch bags
- EPIRB
- First aid kit
- Flare kit
- (8) Life jackets
- (1) Horseshoe life ring
- Man overboard module
- Portable fire extinguishers throughout
- Lensref radar reflector, mounted on mast
- Hand-held spotlight
- (8) Large fenders with covers
- Dock lines
- (2) Fender boards
- Bosun's chair
- Tools
- AB 10' RIB with Honda 20 hp four-stroke engine
- Engine, generator, pump and head spare parts
- Clock and barometer

---

## EXCLUSIONS

---

- Owner's personal effects
- Art work

---

## Exclusions

---

Owner's personal belongings.

---

## Disclaimer


---

The Company offers the details of this vessel or yacht in good faith but cannot guarantee or warrant the accuracy of this information nor warrant the condition of the vessel. A buyer should instruct his representatives, agents, or his surveyors, to investigate such details as the buyer desires validated. This vessel or yacht is offered subject to prior sale, price change, or withdrawal without notice.

# PHOTOS

---


**Main Salon**




**Main Salon, Starboard**




**Main Salon, Port**



**Galley, Forward**



**Galley, Aft**



**Nav Station**



**Nav Station, Inboard**



**Master Cabin, Starboard**



**Master Cabin, Port**



**Master Cabin**



**Master Head**



**Master Shower**




**Guest Cabin**



**Guest Cabin, Forward**



**Guest Head**



**Engine Space**



**Foredeck**



**Looking Forward**



**Looking Aft**



**Cockpit**




**Cockpit Table Extended**



**Steering Pedestal**



**Easy Access to Side Decks & All Winches**



**Layout**



# CONTACTS

---

Andrey Shestakov, leading yacht broker of the sales department of Shestakov Yacht Sales Inc. Shestakov Yacht Sales Inc., the official representative of the Miami/Fort Lauderdale FL headquarters.

## Contact details

---

Email: **andrey@shestakovyachtsales.com**

Web: [shestakovyachtsales.com/en/](http://shestakovyachtsales.com/en/)

## Telephones

---

USA: **+1(954)274-4435**

## Office hours

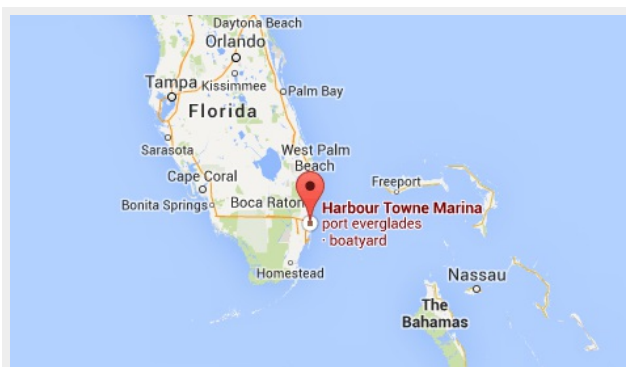
---

Monday – Saturday: **9:00 - 21:00** EDT

Sunday: **closed**

## Address

---



Harbour Towne Marina, 850 NE 3rd St, STE 213, Dania, FL 33004