

40FT 2003 SEA RAY 400 SEDAN BRIDGE — SEA RAY



Builder: [SEA RAY](#)

Year Built: 2003

Model: Motor Yacht

Price: PRICE ON APPLICATION

Location: United States

LOA: 40' 0" (12.19m)

Beam: 14' 3" (4.34m)

Max Draft: 3' 4" (1.02m)

Our experienced yacht broker, Andrey Shestakov, will help you choose and buy a yacht that best suits your needs 40ft 2003 Sea Ray 400 Sedan Bridge — SEA RAY from our catalogue. Presently, at Shestakov Yacht Sales Inc., we have a wide variety of yachts available on our sale's list. We also work in close contact with all the big yacht manufacturers from all over the world.

If you would like to buy a yacht 40ft 2003 Sea Ray 400 Sedan Bridge — SEA RAY or would like help answering any questions concerning purchasing, selling or chartering a yacht, please call **+1(954)274-4435**

TABLE OF CONTENTS

TABLE OF CONTENTS	2
SPECIFICATIONS	4
Basic Information	4
Dimensions	4
Speed, Capacities and Weight	4
Hull and Deck Information	4
Engine Information	4
DETAILED INFORMATION	5
Accommodations & Layout	5
Electronics & Navigation	8
Deck & Hull	8
Electrical	10
Engine Room & Systems	11
Helm & Control Station	11
Salesman Remarks	12
Exclusions	12
Disclaimer	12
PHOTOS	14
Master Staeroom	14
Guest Stateroom	14
Salon	14
Port Couch	14
Starboard Couch	14
Dinette	14
Galley	15
Galley 2	15
Cockpit	15
Cockpit 2	15

Bridge	15
Bridge 2	15
Starboard Engine	16
Starboard Engine 2	16
Port Engine	16
Bridge Layout	16
Main Deck Layout	16
Stateroom Layout	16
CONTACTS	17
Contact details	17
Telephones	17
Office hours	17
Address	17

SPECIFICATIONS

Basic Information

Category: Motor Yacht

Model Year: 2003

Year Built: 2003

Country: United States

Dimensions

LOA: 40' 0" (12.19m)

Beam: 14' 3" (4.34m)

Max Draft: 3' 4" (1.02m)

Speed, Capacities and Weight

Displacement: 22000 Pounds

Water Capacity: 120 Gallons

Holding Tank: 40 Gallons

Fuel Capacity: 350 Gallons

Hull and Deck Information

Hull Material: Fiberglass

Engine Information

Engines: 2

Manufacturer: Cummins

Model: 6CTA 8.3

Engine Type: Inboard

Fuel Type: Diesel

DETAILED INFORMATION

Accommodations & Layout

Salon entry is via the cockpit through a sliding glass door. Immediately to port is a sofa convertible to bed with the push of a button, as well as a cocktail table. Across to starboard is an additional love seat for two completing a warm and airy area for conversation and entertainment. Continuing forward and up a step to port, the dinette seats four and offers a panoramic view through windows on all four sides.

Down two steps and to starboard the spacious and open galley is equipped with an upright refrigerator/freezer, three-burner electric stove, microwave/convection oven, coffeemaker, custom-molded countertop and sink with single-lever faucet, and a cutting board.

Continuing forward and to port is the guest stateroom with twin beds that convert to a single king-size bed when desired. Adjacent is the guest head with fully enclosed and separate shower. The Master Stateroom is located at the bow and features a full-size pedestal bed with innerspring mattress and en suite head.

The Sea Ray 400 Sedan Bridge has been a popular choice for those cruising with another couple as the guest stateroom twin berths convert to a king and both heads are arranged with separate stall showers. The flexibility of this layout is not found on comparable models.

Cabin Features:

Carbon Monoxide Monitors

Carpet, Deep-Pile BCF - 44-Ounce

Handrails, Elliptical Stainless Steel

Interior Finish - Blossom Cherry

Lighting, 12V Halogen

Lighting, 12V Indirect

Outlet, 12V Accessory

Outlets, Phone

Polished Chrome Outlet & Switch Plates

Stereo, 12V AM/FM Single CD w/6-Disc CD Changer, Amplifier, Subwoofer, Speakers

Storage, In-Floor

Wood Trim, Handcrafted

Salon:

Seating, Loveseat - Starboard

Seating, Sofa w/Electrically Operated Slide-Out Bed -Port

Storage, Cabinets - Port & Starboard

Cocktail Table, Salon

TV/VCR/ Combo, 13" - 120V

Dinette:

360 Degree View

Handrail, Stainless Steel

Seating, Opposing w/Storage Below

Table, Dinette (Folding Leaf)

Galley:

Coffeemaker, 120V (Spacemaker)

Countertop, Molded Fiberglass w/Granite-Colored Gel-Coat, Sink,

Single-Lever Grohe Faucet & Corian Sink Cover

Flooring, Wood

Handrail, Stainless Steel

Lighting, Dual-Voltage - 120V/12V

Microwave/Convection Oven, 120V

Power Vent, 12V

Refrigerator/Freezer, Upright - Dual-Voltage - 120V/12V

Storage, Drawers w/Cutlery Insert

Storage, Galley Pantry

Storage, Upper & Lower w/Designated Glass & Bottle Storage

Stove, 120V Flush-Mount Three-Burnerw/Stainless Steel Safety Rail

Trash Receptacle w/Chute & Corian Cover

Master Stateroom:

Bed, Full-Size w/Innerspring Mattress

Coordinated Spread & Drawer Storage Below

Door, Privacy

Hanging Lockers (2) - Cedar-Lined w/Lights & Mirrored Doors

Mirrored Rope Locker Bulkhead

Storage, Gunwale Cabinets

TV/VCR/ Combo, 13" - 120V

Master Stateroom Head:

Separate stall shower

Clothes Hook

Door, Privacy - Access from Forward Stateroom

Handrails, Elliptical Stainless Steel Head w/Fiberglass Settee Lid (VacuFlush)

Power Vent, 12V

Shower w/Seat, Adjustable Shower Wand & Bifold Door

Storage, Cabinet - Shower

Storage, Medicine Cabinet - Mirrored

Vanity w/Sink, GroheFaucet & Storage Below

Port Stateroom:

Beds Twin (2) - w/Filler Cushions to Convert into King-Size Bed

Door, Privacy

Hanging Locker, Cedar-Lined w/Light & Mirrored Door

Mirror, Wall Accent

Storage, Cabinet & Drawers

Guest Head:

Clothes Hook

Door, Privacy - Access from Hallway

Handrail, Elliptical Stainless Steel

Head w/Fiberglass Settee Lid (VacuFlush Toilet)

Power Vent, 12V

Shower w/Seat,Adjustable Shower Wand & Bifold Door

Storage, Medicine Cabinet - Mirrored

Vanity w/Sink, Faucet & Storage Below

Electronics & Navigation

A full suite of electronics are included for safe, comfortable and easy cruising:

Radar w/ Color Chart Plotter Raymarine RL80C

Autopilot- Raymarine ST 7001

GPS -Raymarine RayNav 300

Depth Sounder Raymarine ST-60

VHF Radio -Raymarine 230 w/Remote Speaker

8' Fiberglass Antenna

Dedicated 12V 50 Amp Electronics Circuit w/Ground Plate

Deck & Hull

Bow Rail, 316 Stainless Steel w/Welded Stanchions,

Intermediate Rails & Life Lines

Cleats, Custom Sea Ray® Thru-Bolted - Stainless Steel (8)

Deck Fill Plates, Stainless Steel

Deck Rails, 316 Stainless Steel

Drain Plug, Brass-Threaded - Garboard

Handrails, 316 Stainless Steel

Hatch, Deck Vent - Translucent w/Locks & Sky Screen Cover (20x20)

Light, Stern

Lights, Navigation

Portlights, Stainless Steel (4 Fixed, 4 Opening)

Rub Rail, PVC w/Stainless Steel Insert

Storage, Transom Wall - Fenders & Gear

Swim Platform w/Concealed Stainless Steel Swim Ladder

Toe Rail, Molded Fiberglass - Deck

Vent System, Engine Room - Integral

Windows, Deck Side w/Sliding Vent Windows & Screens

Windshield, Tempered/Tinted Curved Glass

Windlass System:

Anchor, Galvanized

Anchor Chute, Stainless Steel

Anchor Rope/Chain Storage w/Hatch

Anchor Washdown Spigot w/Hose

Windlass, Rope/Chain w/Foot Switches

(Lofrans Progress I)

Cockpit Features:

Door, Cabin Entry (Sliding & Lockable w/Screen)

Door, Transom

Floor Liner, Fiberglass - Self-Bailing

Hatch, Engine Service - Gas-Assisted

Lighting, Indirect

Outlet, 120V GFI Protected

Seating, Aft Bench w/Storage Below

Steps, Molded Deck Access

Storage, Side Panels

Bridge Features:

Beverage Holders (3)

Control Station (Located Starboard/Forward)

Handrails, 316 Stainless Steel

Lighting, Indirect

Outlet, 12V Accessory

Seating, Helm (2) - w/Flip-Up Thigh-Rise Bolsters

Seating, U-Shaped – Aft with Table

Ship's Bell

Sport Spoiler w/Overhead Lighting

Steps, Molded Bridge Access

Electrical

Onan 8.0 kW Diesel Generator w/670 Hours

Batteries (3) w/Trays & Switches (2)

Battery Charger/Converter, 120V/40 Amp/12V

Battery Charger Overcurrent Protection

Isolators, Galvanic (2)

Panel, Circuit Breaker - Remote

Panel, DC Main Breaker

Panel, Main Distribution - AC

Panel, Main Distribution - DC

Shore Power, Dual 30 Amp/120V/60 Cycle w/50' Cords & Adapters

Wiring, Color-Coded w/Chafe Protection

(28,000 BTU) Air Conditioning/Heating Zone-Controlled Reverse-Cycle System

Custom Integral Vent System

Engine Room & Systems

Bilge Pumps, 12V Automatic (3)

Bilge Pumps, 12V Automatic High-Water w/Alarms (1 Bilge, 1 Cabin)

Blowers, 12V Bilge (2)

Engine Drip Sumps

Exhaust, Underwater - Patented

Fire Suppression System - Automatic w/Manual Pull

Freshwater Cooling-Engines and Generator

Gel-Coated Engine Room, Oyster

Insulation, Engine Room - 2" w/Vinyl Barrier

Lighting, 12V

Helm & Control Station

Compass

Horns Dual Trumpet

Accessory Switch Panel, (Backlit) - Burl Lexan

Illuminated Weatherproof Rocker switches & Back Lighting Dimmer Control

Shift & Throttle Controls w/Gold Knobs

Spotlight w/Dual Halogen Bulbs - Remote-Controlled

Steering, Hydraulic

Steering, Tilt Wheel

Steering Wheel, Wood-Accent

Engines, Gauges & Instrumentation:

Custom Sea Ray Backlit Gauges w/Low-Glare Blue Night Lighting & Stainless Steel Bezels

Engine Sync

Fuel

Oil Pressure

Tachometers w/LCD Hour meters

Voltmeters

Water Temperature

Systems Monitor, Digital LCD - for Engine Diagnostics & Pump Monitoring

Alarms, Engine - Oil, Water & Transmission Oil

Battery Parallel Emergency Start System - Engines

Salesman Remarks

A very lightly used professionally maintained yacht that has received monthly inspections / maintenance by a well respected yacht management company. A pleasure to show!

Exclusions

Owner's personal belongings.

Disclaimer

The Company offers the details of this vessel or yacht in good faith but cannot guarantee or warrant the accuracy of this information nor warrant the condition of the vessel. A buyer should instruct his representatives, agents, or his surveyors, to investigate such details as the buyer desires validated. This vessel or yacht is offered subject to prior sale, price change, or withdrawal without notice.

PHOTOS

Master Staeroom



Guest Stateroom



Salon



Port Couch



Starboard Couch



Dinette



Galley



Galley 2



Cockpit



Cockpit 2



Bridge



Bridge 2



Starboard Engine



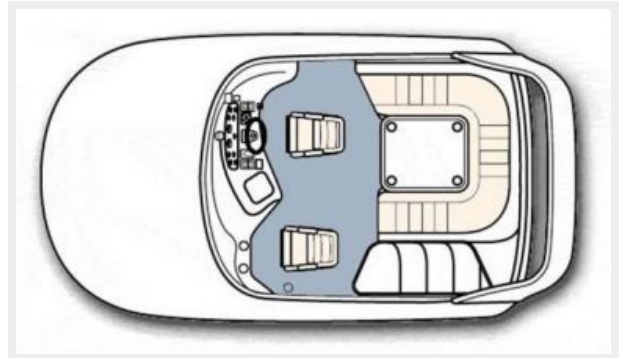
Starboard Engine 2



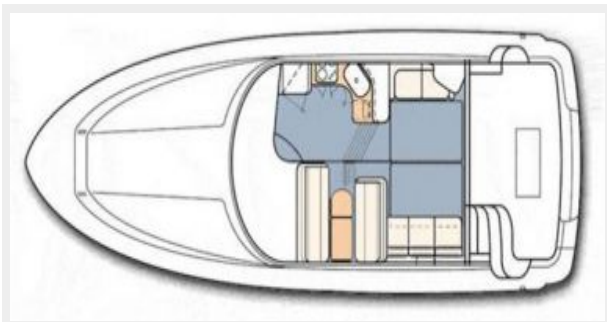
Port Engine



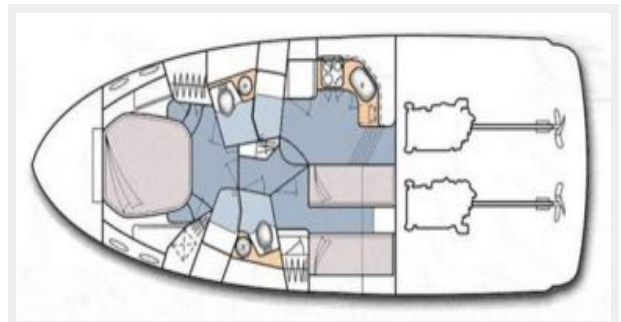
Bridge Layout



Main Deck Layout



Stateroom Layout



CONTACTS

Andrey Shestakov, leading yacht broker of the sales department of Shestakov Yacht Sales Inc. Shestakov Yacht Sales Inc., the official representative of the Miami/Fort Lauderdale FL headquarters.

Contact details

Email: andrey@shestakovyachtsales.com

Web: shestakovyachtsales.com/en/

Telephones

USA: +1(954)274-4435

Office hours

Monday – Saturday: **9:00 - 21:00** EDT

Sunday: **closed**

Address



Harbour Towne Marina, 850 NE 3rd St,
STE 213, Dania, FL 33004