

## SEA RAY SUNDANCER — SEA RAY



**Судостроитель:** SEA RAY

**Год постройки:** 2004

**Модель:** Моторная яхта

**Цена:** ЦЕНА ЯХТЫ ПО ЗАПРОСУ

**Местонахождение:** United States

**Длина общая:** 55' 0" (16.76m)

**Ширина:** 15' 11" (4.85m)

**Макс. осадка:** 3' 8" (1.12m)

Купить **Sea Ray Sundancer — SEA RAY** а также выбрать подходящую вам яхту из нашего **каталога яхт** вам поможет опытный яхтенный брокер Андрей Шестаков. На сегодняшний день компания **Shestakov Yacht Sales Inc.** имеет большое количество яхт в **собственном списке продаж**, а также тесно сотрудничает со всеми крупными **яхтенными производителями** по всему миру.

Для того чтобы купить яхту **Sea Ray Sundancer — SEA RAY** а также проконсультироваться по любому вопросу связанному с покупкой, продажей, чартером яхт позвоните по телефону **+7(918)465-66-44**.

# ОГЛАВЛЕНИЕ

---

ОГЛАВЛЕНИЕ	2
ХАРАКТЕРИСТИКИ	3
Основная информация	3
Размеры	3
Скорость, вместимость и масса	3
Размещение	3
Корпус и палуба	3
Информация о двигателе	4
ПОДРОБНОЕ ОПИСАНИЕ	5
Cockpit	5
Helm	6
Navigation & Electronic Equipment	6
Electrical Equipment	6
Hull & Deck	7
Cabin Features	8
Technical	10
Исключения	13
Отказ от ответственности	13
ФОТОГРАФИИ	14
КОНТАКТЫ	16
Контактная информация	16
Телефоны	16
Время работы	16
Адрес	16

# ХАРАКТЕРИСТИКИ

## Основная информация

Тип судна: Моторная яхта

Модельный год: 2004

Год постройки: 2004

Страна: United States

## Размеры

Длина общая: 55' 0" (16.76m)

Ширина: 15' 11" (4.85m)

Макс. осадка: 3' 8" (1.12m)

Длина привального бруса: 59' 4"  
(18.08m)

## Скорость, вместимость и масса

Вместимость воды: 150 Gallons

Вместимость сточного бака: 68  
Gallons

Объем топливного бака: 600  
Gallons

## Размещение

Всего кают: 2

Всего ком. состава: 2

## Корпус и палуба

Материал корпуса: Fiberglass

---

## Информация о двигателе

---

**Производитель:** MAN

**Модель:** 2848LE4V8

**Тип двигателя:** Inboard

**Тип топлива:** Diesel

# ПОДРОБНОЕ ОПИСАНИЕ

## Cockpit

Beverage Holders,

Stainless Steel Carpet Liner,

Snap-In Cockpit,

Self-Bailing Fiberglass w/Gas-Assisted Engine Room Service Hatch & Pivoting Stainless Steel Engine Room Ladder Door,

Cabin Entry (Sliding & Lockable) - Acrylic Door,

Transom Handrails,

316 Stainless Steel Hardtop,

Fiberglass w/Stainless Steel Grab Rails & Overhead Lighting w/Electronic Dimmer Icemaker,

120V Lighting, Indirect w/Multiple-Way Switching Capability Outlet,

12V Accessory Outlet,

120V GFI Protected Outlet,

Cable TV Refrigerator,

Dual-Voltage - 120V/12V Seating,

Companion Bench - Euro-Styled Seating,

Helm - Custom Euro-Style w/Flip-Up Thigh-Rise Bolster,

Armrests & Heavy-Duty Pedestal w/Slide,

Swivel & Pneumatic Vertical Adjustment Seating,

U-Shaped w/Electrically Actuated Retractable Sun Pad - Aft Ship's Bell Steps,

Molded Deck Access w/Storage Below Stereo,

12V AM/FM Single CD, Satellite-Ready w/6-Disc CD Changer,

Amplifier, Subwoofer, Speakers (4) & Digital Cockpit Remote Controls (2) (Clarion®) Storage,

Side Panels - Port & Starboard Table, Cockpit - Hi-Lo Fiberglass w/Dedicated Storage

Wet Bar w/Sink, Cooler, Removable Trash Receptacle & Storage-port

---

## Helm

---

- Single bucket helm seat with flip up bolster
- Double wide companion seat
- Dual binnacle controls with gold knobs
- Back lit switch panel, burlwood
- Sea Ray analog gauges
- Center windshield vent control
- Wood accent steering wheel
- Tilt steering
- Battery parallel switch
- Remote stereo control
- Spot light control
- Windlass control
- Trim tab controls
- Engine synchronizers

---

## Navigation & Electronic Equipment

---

- Raymarine RL80C color GPS/plotter/radar
- Raymarine open array radar, 48 mi range
- Raymarine ST7001 autopilot
- Raymarine ST60 Tri Data
- Raymarine RN300 GPS (stand alone unit)
- Raymarie VHF radio
- Ritchie Compass
- Clarion XMD3 AM/FM/CD stereo receiver with three (3) speakers and subwoofer, remote at helm
- Garmin 5212

---

## Electrical Equipment

---

- 13.5 KW Onan genset
- Two (2) 30-amp 110V circuits
- 220V/50V AC/DC system
- AC/DC distribution panel
- Circuit breaker panel

- Two (2) shore power cords
- Five (5) batteries

## Hull & Deck

---

Bottom Paint Bow Rail,

316 Stainless Steel w/Welded Stanchions, I

ntermediate Rails & Life Lines Cleats,

Stainless Steel Bollard-Style (8) Deck Fill Plates,

Stainless Steel Deck Rails,

316 Stainless Steel Gel-Coat,

Arctic White Graphics,

Striping Handrails,

316 Stainless Steel Hatch,

Deck Vent - Translucent w/Locks & Sky Screen Cover (20x20) Lights,

Navigation Portlights,

Stainless Steel (4 Fixed, 6 Opening) Resin,

High-Performance Vinylester Rub Rail,

Heavy-Duty PVC w/Stainless Steel Insert Skylight,

Circular - Salon Skylight,

Flush-Mount w/Retractable Sunshade - Salon Storage,

Transom Wall - Fenders & Gear Swim Platform,

Extended w/Concealed Stainless Steel Ladder & Grab Handle Vent System,

Engine Room - Integral Windshield,

Tempered/Tinted Curved Glass w/Stainless Steel Frame,

Electric Front Vent & Stainless Steel Supports Windshield Washer System Windshield Wipers Canvas

Aft Curtain Canvas Storage Bag Front Curtains Hardtop Enclosure Side Curtains

Windshield Shades Windlass System: Anchor,  
Galvanized Anchor Chain Storage w/Hatch Anchor Chute,  
Stainless Steel Anchor Washdown Spigot w/Hose Windlass,  
Chain w/Foot Switche

## Cabin Features

---

Carbon Monoxide Monitors Carpet,  
Deep-Pile Stain-Resistant w/Padding Carpet Runner,  
Interior (Sunbrella®) Countertops,  
Granite-Colored (Solid Surface) Curtains,  
Custom - Throughout Handrails,  
Elliptical Stainless Steel Lighting,  
120V Halogen Lighting, 120V Indirect Lighting, 120V w/Dimmer Switch Lighting, 24V Halogen Outlets,  
120V GFI Protected Outlets,  
Phone Outlets & Switch Plates - Satin Nickel Finish Pillows,  
Accent Storage,  
In-Floor Vacuum System,  
Central - Dual Inlet (Beam®) Wood Interior Package,  
Cherry Salon  
Entertainment Center - Stereo, 120V w/Jewel Cube® Speakers (2), LS Bass Module & Remotes (Bose® Lifestyle 35) w/DVD - Storage,  
Cabinet - CD - TV, 42" Plasma Screen w/Remote, Coax Outlet & Gain Control Panel Seating,  
Sofa w/Electrically Operated Slide-Out Bed (Ultraleather HP™) Shades,  
Fabric Day/Night w/Drape Trim Storage, Gunwale Cabinets - Upper Storage, In-FloorStorage,



Under Sofa - Forward Table, Dining/Cocktail - High-Gloss Wood w/Bar Stools Galley:  
Coffeemaker, 120V (Spacemaker™) Countertop, Solid Surface w/Solid Surface Cutting  
Board & Sink w/Single-Lever Grohe® Faucet Microwave/Convection Oven, 120V Outlet,  
12V Accessory Power Vent, 24V Refrigerator, 120V Under-Counter (Waeco®)  
Refrigerator/Freezer w/Icemaker, 120V - Upright (General Electric®) Storage, Cabinets  
-  
Upper & Lower Storage, Drawers w/Cutlery Insert Storage,  
Glass & Dish Storage,  
In-Floor Storage,  
Wine Rack (Custom - 12 Bottles) Stove,  
240V Recessed Three-Burner w/Solid Surface Cover (Kenyon®) Trash  
Receptacle/Chute & Solid Surface Cover  
Master Stateroom: Bed, Queen-Size w/Innerspring Mattress,  
Pillows, Sheets,  
Coordinated Spread & Carpeted Storage Below w/Gas-Assisted Hatch Door,  
Privacy w/Mirror Hanging Locker,  
Full-Length Cedar-Lined w/Lights & Mirrored Doors (2) - Starboard Speakers (2)  
w/Subwoofer Base Module (Bose Acoustimass®) Storage,  
Gunwale Cabinets Storage,  
In-Floor TV/DVD Combo,  
15" Flat Screen LCD (120V) w/Coax Outlet Vanity w/Solid Surface Countertop,  
Beveled Mirrors,  
Drawers & Storage Cabinet Master Stateroom Head/Shower: Bath Accessories, Chrome  
& Platinum Door,  
Privacy - Access From Master Stateroom Flooring,  
Tile Handrails,  
Elliptical Stainless Steel Head,

Large (VacuFlush®) Power Vent, 24V Shower w/Seat,  
Adjustable Shower Wand & Circular Acrylic Door Storage,  
Cabinet - Upper Storage, Medicine Cabinet - Mirrored Vanity w/Molded Solid Surface  
Countertop w/Integral Solid Surface Sink, Grohe® Faucet,  
Drawers & Storage Below Forward Stateroom: Bed, Queen-Size w/Innerspring  
Mattress, Pillows, Sheets,  
Coordinated Spread, Drawers & Carpeted Storage Below w/Gas-Assisted Hatch Hanging  
Locker, Full-Length Cedar-Lined w/Light Mirrored Rope Locker Bulkhead Storage,  
Cabinet w/Drawers - Port TV/DVD Combo, 13" - 120V w/Remote & Coax Outlet Guest  
Head: Bath Accessories,  
Chrome & Platinum Door, Privacy - Access from Forward Stateroom Door, Privacy -  
Access from Salon Flooring,  
Tile Handrails, Elliptical Stainless Steel Head, Large (VacuFlush®) Power Vent, 24V  
Storage,  
Cabinet w/Beveled Mirrors Storage,  
Medicine Cabinet w/Beveled Mirrors Vanity w/Molded Solid Surface Countertop  
w/Integral Sink,  
Grohe® Faucet,  
Drawers & Storage Below Guest Shower: Clothes Hook Curtain,  
Shower Door, Privacy - Access from Forward Stateroom Handrails, Elliptical Stainless  
Steel Shower w/Seat, Adjustable Grohe® Shower Wand & Circular Acrylic Door

## Technical

---

Alarms, High-Water - Bilge Bow Thruster,  
24V Compass Emergency Engine Stop Emergency Start System - Engines Horn,  
Air - 24V w/Accumulator Tank Instrument Panels  
High-Gloss Burl Instrumentation -Fuel (3) - Multigauge (4-in-1) (2)  
Gear Temperature (2) • Oil Pressure (2) • Voltmeters (2) • Water Temperature (2) -

Tachometers w/LCD Hourmeters (2) Shift & Throttle Controls w/Sync & Troll (Mathers®)

Spotlight w/Dual Halogen Bulbs - Remote-Controlled (ACR®) Steering,

Hydraulic - Power-Assisted Steering,

Tilt Wheel Steering Wheel,

Wood-Accent Switch Panel (Backlit) - High-Gloss Burl Switches, Illuminated

Weatherproof Rockers & Electronic Dimmer Control Systems Monitor,

Digital LCD - for Engine Diagnostics & Pump Monitoring Electronics

Autopilot (Raypilot ST-7001+) Electronics Circuit,

50 Amp/12V Radar,

RL80CRC - 10" Color LCD High Resolution Radar/Chartplotter w/4 kW Open Array Sea

Ray® Navigator, 12.1" PC Chartplotter w/Sunlight Viewable Touch Screen LCD,

Water Temp & Depth Telephone/Intercom System w/Antenna VHF Radio (Raymarine

230) w/Remote Speaker & 8' Fiberglass Antenna Electrical Systems: Batteries,

8-D w/Boxes (4) & Group 27 For Genset (1) Battery Charger/Converter,

120V/10 Amp/12V Battery Charger/Converter,

240V/50 Amp/24V Battery Charger Overcurrent Protection Battery Equalizer,

50 Amp (2) Battery Solenoid Switches,

12V (2), 24V (2) Inlet, Cable Television w/Cord Panel, Circuit Breaker - Remote Panel,

DC Main Breaker Panel,

Main Distribution - AC Panel,

Main Distribution - DC Shore Inlet,

120V/50 Amp/60 Cycle w/50' Cord & Remote Shore Power,

Cablemaster (Glendinning) 50 Amp/240V/60 Cycle w/50' Cord & Wireless Remote

Transformers, Shore Power Isolation - 50 Amp/120V/60 Cycle Wiring,

Color-Coded w/Chafe Protection Generator: Remote Start w/Muffler,

Freshwater Cooling, Fuel Filter, Seacock & Seawater Strainer 240V 17.0 kW Onan®

Diesel w/Sound Shield (Generator manufacturer and size may vary due to product availability.)

Air Conditioning/Heating (Cabin): Zone-Controlled Reverse-Cycle Split System, 240V (Compressor Units in Engine Room, Air Handlers in Cabin) (30,000 BTU)

Custom Integral Vent System Air Conditioning/Heating (Cockpit): Reverse-Cycle Split System (Compressor Units in Engine Room, Air Handlers in Cockpit) (32,000 BTU)

Engine Room: Bilge Pumps, 24V Automatic (1 Aft, 1 Fwd) Bilge Pumps,

24V Automatic High-Water (1 Bilge, 1 Fwd Cabin) Blowers,

24V Bilge (2) Engine Drip Sumps Exhaust,

Power Pac/Lift System Mufflers Fire Extinguishers Fire Suppression System - Automatic w/Diesel Shutdown,

Override & Manual Pull Flooring, Fiberglass Diamond Plate Freshwater Cooling Gel-Coated Engine Room,

White Insulation, Engine Room - 2" w/Vinyl Barrier Ladder,

Stainless Steel - Removable Lighting, 24V Oil Changer System - Engines,

Transmissions & Generator Synchronizer,

Engines Fuel System: Crossover Fuel System Fuel Filters (3) (Racor®) (2) 75-1000MAX (Dual) for Engines (1) 500MA for Generator Fuel Lines,

USCG - Type A-1 Fuel Tanks, Aluminum w/Electric Sending Units (2) Water System:

Freshwater Hose & Spigot - Engine Room Freshwater Washdown & Dockside Inlet

w/Cockpit Shower - Hot & Cold Pressure Water System w/Dual 24V Pumps Water

Heater, 240V (20-Gallon) Water Manifold System Water Tank (150-Gallon) Waste

Systems: Cabin Sump Pump, 24V - Shower/Air Conditioning Condensate Central Drain

System Head System (VacuFlush®) Holding Tank Level Indicators - MDP & Heads

Holding Tank w/Dockside Pump-Out (68-Gallon) Macerator w/Seacock Interlock

System Underwater Gear: Bonding System w/Large Zinc Hull Plate Propeller Shafts, 2

---

1/2" Stainless Steel (2) - Aquamet 22 Propellers, Nibral 4-Blade Cup Rudders,  
Manganese-Bronze w/Stainless Steel Posts Seacocks on all Underwater Fittings  
Seawater Strainers Shaft Logs, Dripless w/Extra Seal Carrier Kit Struts, Manganese-  
Bronze Trim Tabs, 24V Hydraulic Transom-Mounted, Heavy-Duty, Dual Rams w/Pump

## **Исключения**

---


При продаже яхты исключаются личные вещи владельца.


## **Отказ от ответственности**

---

Компания предоставляет описание судна или яхты добросовестно, но не может гарантировать точность этой информации, а также не ручается за техническое состояние. Покупатель должен проинструктировать своих агентов или оценщиков исследовать представленную информацию более подробно, по собственному желанию. Продажа судна или яхты, изменение цены или снятие с продажи будет происходить без предварительного уведомления.

# ФОТОГРАФИИ





# КОНТАКТЫ

---

Андрей Шестаков (Andrey Shestakov) – ведущий яхтенный брокер отдела продаж яхт и судов компании Shestakov Yacht Sales Inc. Официальный представитель Shestakov Yacht Sales Inc. для русскоговорящих клиентов в центральном офисе компании в Майами/Форт Лодердейл/Флорида/США.

## Контактная информация

---

Email: **andrey@shestakovyachtsales.com**

Web: [shestakovyachtsales.com](http://shestakovyachtsales.com)

## Телефоны

---

Краснодарский край: **+7(918)465-66-44**

США, Майами, Флорида: **+1(954)274-4435**

## Время работы

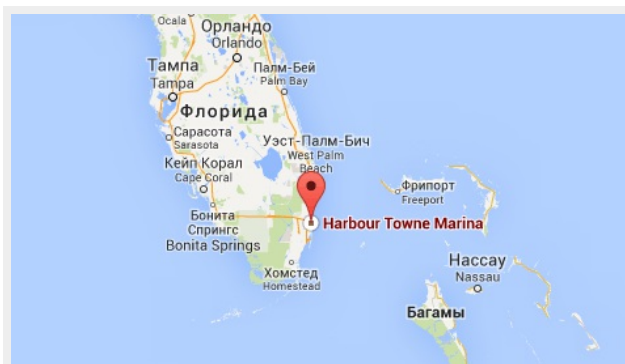
---

Понедельник – Суббота: **9:00 - 21:00** EDT

Воскресенье: **Закрето**

## Адрес

---



Harbour Towne Marina, 850 NE 3rd St, STE 213, Dania, FL 33004