

REVIRESCO ROYAL — SEA RAY



Builder: SEA RAY

LOA: 44' 0" (13.41m)

Year Built: 2006

Beam: 14' 3" (4.34m)

Model: Sport Fisherman

Max Draft: 3' 8" (1.12m)

Price: PRICE ON APPLICATION

Location: United States

Our experienced yacht broker, Andrey Shestakov, will help you choose and buy a yacht that best suits your needs **Reviresco Royal — SEA RAY** from **our catalogue**. Presently, at **Shestakov Yacht Sales Inc.**, we have a wide variety of yachts available on **our sale's list**. We also work in close contact with all the big **yacht manufacturers** from all over the world.

If you would like to buy a yacht **Reviresco Royal — SEA RAY** or would like help answering any questions concerning purchasing, selling or chartering a yacht, please call **+1(954)274-4435**

TABLE OF CONTENTS

TABLE OF CONTENTS	2
SPECIFICATIONS	5
Overview	5
Basic Information	5
Dimensions	5
Speed, Capacities and Weight	6
Accommodations	6
Hull and Deck Information	6
Engine Information	6
DETAILED INFORMATION	7
Vessel Description	7
Additional Specs, Equipment and Information	7
INDIVIDUAL OPTIONS	9
HULL & DECK FEATURES	9
COCKPIT FEATURES	11
BRIDGE FEATURES	11
CABIN FEATURES	12
TECHNICAL FEATURES	16
ELECTRONICS	20
Disclaimer	20
Exclusions	21
Disclaimer	21
PHOTOS	22
Salon	22
Galley	22
Master Berth	22
Main Helm	22
Salon	22

Port Salon	22
Salon TV	22
Companionway	22
Dinette	23
Galley	23
Galley Entrance	23
Pantry	23
Master Berth	23
Master Closet	23
Master Closet	23
Master Flatscreen	23
Master Head and Shower Stall	24
Master Vanity	24
Guest Cabin	24
Guest Closet	24
Guest Head Shower	24
Guest Head	24
Main Distribution Panel	24
Helm with Covers On	24
Helm	25
Optional Helm Upgrade	25
Helm Switches	25
Bridge Canopy	25
Cockpit	25
Cockpit	25
Port Cockpit	25
Cockpit Fridge	25
Transom Door And H&C Shower	26
Forward Deck	26

Forward Deck	26
Windlass	26
Nautica Edition	26
Trunk Storage	26
Hydraulic Swim Platform	26
Transom View from Bridge	26
Wide Walkway	27
Air Toy Inflator	27
Generator with Sound Shield	27
Spare Props	27
Port Engine	27
Engine room	27
Dripless Shaft Logs	27
Port Engine	27
Starboard Engine	28
Starboard Engine	28
Forward View	28
Port Profile	28
44 Sedan Bridge Layout	28
CONTACTS	29
Contact details	29
Telephones	29
Office hours	29
Address	29

SPECIFICATIONS

Overview

New To Market!

Bow Thruster

New Complete Bottom Job

100 Hour Services Just Completed on Engines and Genset

Hydraulic Swim Platform

Underwater Lights

Common Rail Cummins QSC 500's

Gorgeous Blue Hull

Spare Props

Nautica Series

Fresh Detail Just Completed

Extremely Well Maintained

Priced To Sell!

Basic Information

Category: Sport Fisherman

Model Year: 2006

Year Built: 2006

Country: United States

Fly Bridge: Yes

Dimensions

LOA: 44' 0" (13.41m)

Beam: 14' 3" (4.34m)

Max Draft: 3' 8" (1.12m)

Speed, Capacities and Weight

Water Capacity: 120 Gallons

Holding Tank: 42 Gallons

Fuel Capacity: 350 Gallons

Accommodations

Total Cabins: 2

Total Heads: 2

Hull and Deck Information

Hull Material: Fiberglass

Hull Configuration: Modified V-Hull

Engine Information

Engines: 2

Manufacturer: Cummins

Model: QSC-500

Engine Type: Inboard

Fuel Type: Diesel

DETAILED INFORMATION

Vessel Description

Pictures do no justice for this very well cared for 44 Sedan Bridge. Her pair of Common rail Cummins QSC 500's were just fully serviced and were the largest power offered on the 44. A very upscale, two stateroom / two head layout provides luxurious accommodations for a crew of four to six. She has a dash that looks brand new and that's loaded with all the right electronics. There is a freshly serviced 9KW Onan Generator with Sound Shield, Rich Cherry Interior, Wood Galley flooring option, Optional Three Helm Chair Layout, Hydraulic Swim Platform, Cablemaster (Glendenning), Bow Thruster, Autopilot, Optional Navigator II System, Sirius Radio, Spare Props, Air Toy Inflator and much, much, more. She stands tall and is ready for her next owner. Find out why the 44 SD is one of the most respected and sought after vessels of its kind. Don't let this one pass you by, she has the right options, hours, price and condition!

Additional Specs, Equipment and Information

Specs

Hull Shape: Modified Vee

Dimensions

Beam: 14 ft 3 in

Maximum Draft: 3 ft 8 in

Deadrise: 18 ° at Transom

Dry Weight: 28500 lbs

Engines

Engine 1:

Engine Brand: Cummins

Year Built: 2006

Engine Model: T-Cummins QSC-500

Engine Type: Inboard

Engine/Fuel Type: Diesel

Engine Hours: 652

Drive Type: Direct Drive

Engine Power: 478 HP

Engine 2:

Engine Brand: Cummins

Year Built: 2006

Engine Model: T-Cummins QSC-500

Engine Type: Inboard

Engine/Fuel Type: Diesel

Engine Hours: 652

Drive Type: Direct Drive

Engine Power: 478 HP

Tanks

Fresh Water Tanks: (120 Gallons)

Fuel Tanks: (350 Gallons)

Holding Tanks: (42 Gallons)

Accommodations

Number of single berths: 1

Number of twin berths: 2

Number of double berths: 2

Number of cabins: 2

Number of heads: 2

INDIVIDUAL OPTIONS

Underwater lights

Hydraulic Swim Platform

Macerator w/Seacock Interlock System

Power Steering

Bow Thruster

Third Helm Seat on Bridge (In Lieu of Fiberglass Storage Cabinet)

Nautica Series model with higher end Steering Wheel and Décor.

Air Toy Inflator

Spare Props

HULL & DECK FEATURES

Bottom Paint - **just repainted 7/15**

Bow Rail, 316 Stainless Steel w/Welded Stanchions,

Intermediate Rails & Life Lines

Canvas Colors - Navy

Cleats, Custom Sea Ray®

Thru-Bolted - Stainless Steel (8)

Deck Fill Plates, Stainless Steel

Deck Rails, 316 Stainless Steel

Handrails, 316 Stainless Steel

Hatch, Deck Vent – Translucent w/Locks & Sky Screen Cover (20x20)

Lights, Navigation

Resin, High-Performance Vinylester

Rub Rail, PVC w/Stainless Steel Insert

Storage, Transom Wall - (For Fenders & Gear)

Stringer System, Fiberglass Hatman

Swim Platform, Integral w/Concealed Stainless Steel Three-Step Swim Ladder w/Integral Grab Handle

Thru-Hull Fittings, Stainless Steel

Toe Rail, Molded Fiberglass - Deck

Vent System, Engine Room - Integral

Windshield, Bridge Venturi - Aluminum-Framed Windshield, Recessed

Tempered/Tinted Curved Glass - Bonded-In (Salon)

Canvas (Sunbrella®):

Bridge Enclosure

Soft Top w/Full Enclosure

Aft Seat Covers

Windshield Shades

Windlass System:

Anchor, Galvanized

Anchor Chute, Stainless Steel

Anchor Rope/Chain Storage w/Hatches

Anchor Wash down Spigot

Windlass, Rope/Chain w/Foot

Switches (Lofrans® Project 1,000 Low Profile)

Certifications:

Meets Applicable USCG & ABYC

Standards

NMMA Certification

COCKPIT FEATURES

Carpet Liner, Snap-In

Door, Cabin Entry (Sliding & Lockable) w/Screen

Door, Transom

Floor Liner, Fiberglass - Self-Bailing

Hatch, Engine Service - Gas-Assisted

Cockpit Fridge

Lighting, Indirect

Outlet, 120V GFI Protected

Steps, Molded Deck Access

Storage, Side Panels

BRIDGE FEATURES

Beverage Holders (4)

Carpet Liner, Snap-In

Control Station (Located Center/Forward)

Handrails, 316 Stainless Steel

Lighting, Indirect

Outlet, 12V Accessory

Seating, Helm (3) - w/Flip-Up Thigh-Rise Bolsters, Armrests & Heavy-Duty Pedestals
w/Slides, Swivels & Pneumatic Vertical Adjustments

Seating, U-Shaped - Aft

Ship's Bell

Sport Spoiler, Molded Fiberglass (Seamless) w/Overhead Lighting

Steps, Molded Bridge Access w/Stainless Steel Handrail

Storage, Cabinet - Fiberglass

Table, Bridge

CABIN FEATURES

Blinds, Wood

Carbon Monoxide Monitors

Carpet, Deep-Pile BCF - 44-Ounce

Carpet Runners, Interior (Sunbrella)

Handrails, Elliptical Stainless Steel

Interior Finish - Light or Dark Cherry

Lighting, 12V Halogen

Lighting, 12V Indirect

Outlet, 12V Accessory

Outlets, 120V GFI Protected

Outlets, Phone

Outlets & Switch Plates - Satin

Nickel Finish

Pillows, Accent

Shades, Fabric Day/Night w/Drape

Trim

Storage, In-Floor

Wood Trim, Handcrafted

Salon:

Entertainment Center

- Stereo, Clarion® 12V AM/FM Single CD, Sirius® Satellite

Receiver w/Antenna, MP3 Port, 6-Disc CD Changer, Amplifier,

Subwoofer, Speakers (8), Digital

Cockpit Remote Control & Speaker Selector Switches

- TV, 20" Flatscreen (120V) w/Remote DVD Player, Coax Outlet & Gain Control Panel

Seating, Loveseat - Starboard (Ultraleather HP™)

Seating, Sofa - Port (Ultraleather HP™)

Storage, Cabinets - Port & Starboard

Dinette:

Flooring, Wood

Handrail, Stainless Steel

Seating, L-Shaped w/Storage Below

(Ultraleather HP™)

Table, Dinette (Folding Leaf) w/High-

Gloss Wood Surface

Galley:

Breakfast Bar, Solid Surface

Coffeemaker, 120V

Countertop, Solid Surface, Sink,

Single-Lever Grohe® Faucet &

Solid Surface Sink Cover

Flooring, Wood

Handrail, Stainless Steel

Lighting, Dual-Voltage - 120V/12V

Microwave/Convection Oven, 120V

Power Vent, 12V

Refrigerator/Freezer - Dual-Voltage -

120V/12V

Storage, Drawers w/Cutlery Insert

Storage, Galley Pantry

Storage, In-Floor

Storage, Under Steps

Storage, Upper & Lower

w/Designated Glass &

Bottle Storage

Stove, 120V Recessed Two-Burner

Trash Receptacle

Forward Stateroom:

Bed, Full-Size w/Innerspring

Mattress,

Coordinated Spread & Drawer

Storage Below

Door, Privacy w/Full-Length Mirror

Hanging Lockers (2), Cedar-Lined

w/Lights

Mirrored Rope Locker Bulkhead

Storage, Gunwale Cabinets

Storage, In-Floor

Storage, Side Shelves

TV/DVD Combo, 17" LCD Flatscreen

- 120V w/Remote & Coax Outlet

Forward Head/Shower:

Bath Accessories, Chrome

Clothes Hook

Door, Privacy - Access from

Forward Stateroom

Handrails, Elliptical Stainless Steel

Head, Large (VacuFlush®)

Power Vent, 12V

Shower w/Seat, Adjustable Grohe

Shower Wand & Acrylic Door

Skylight, Circular

Storage, Medicine Cabinet - Mirrored

Vanity w/Solid Surface Countertop,

Sink, Grohe Faucet & Storage Below

Port Stateroom:

Beds, Twin (2) - w/Mattresses,

Pillows, Sheets & Coordinated

Spread w/Filler Cushions to

Convert into King-Size Bed

w/Storage Below

Door, Privacy w/Full-Length Mirror

Hanging Locker, Cedar-Lined w/Light

Mirror, Wall Accent

Nightstand, Built-In w/Countertop

Portlight - Stainless Steel

Skylight, Circular

Guest Head/Shower (Port):

Bath Accessories, Chrome

Clothes Hook

Door, Privacy - Access from Salon

Handrail, Elliptical Stainless Steel

Head, Large (VacuFlush)

Power Vent, 12V

Shower w/Seat, Adjustable Grohe

Shower Wand & Acrylic Door

Skylight, Circular

Storage, Cabinet - Shower

Storage, Medicine Cabinet - Mirrored

Vanity w/Solid Surface Countertop,

Sink, Grohe Faucet &

Storage Below

TECHNICAL FEATURES

Control Station:

Alarms, High-Water - Bilge

Compass

Emergency Start System - Engines

Horn, Air Trumpet (Single Arch Mounted)

Instrument Panel, High-Gloss Burl

SmartCraft™ Diagnostics:

- Instrumentation, Custom

Sea Ray® SmartCraft 4-in-1

Multigauges (2), w/Low-Glare

Blue Night Lighting & Chrome

Bezels (Includes: Fuel Level, Oil

Pressure, Tachometer (2),

Voltmeter, & Water Temperature)

- SmartCraft System View

(Includes: Air & Water

Temperature, Combined Fuel

Flow/Range, Depth, Engine

Alarms/Hourmeters, Engine

Synchronizer, GPS Interface &

Raymarine 125 GPS Antenna,

System Maintenance Records)

Steering, Hydraulic

Steering Wheel, Wood-Accent

Switch Panel - High-Gloss Burl

Switches, Illuminated Weatherproof

Rockers & Electronic Dimmer Control

Systems Monitor, Digital LCD -

for Engine Diagnostics &

Pump Monitoring

Electronics:

Electronics Circuit, 50 Amp/12V

VHF Radio w/Remote Speaker & 8' Fiberglass Antenna

Electrical Systems:

Batteries (4) w/Trays

Battery Charger/Converter, 120V/50

Amp/12V

Enclosure, Weatherproof Main Solenoid Disconnect w/Composite Enclosure

Panel, Circuit Breaker - Remote

Panel, DC Main Breaker - Housed in Aluminum Enclosure w/Weatherproof Connector

Panel, Main Distribution - AC - Housed in Aluminum Enclosure

Panel, Main Distribution - DC -Housed in Aluminum Enclosure w/Weatherproof Connector

Shore Power, Dual 30 Amp/120V/60

Cycle w/50' Cords & Adapters

Transformers, Shore Power Isolation

(2) - 30 Amp/120V/60 Cycle

TV/Phone Inlet w/TV Antenna, TV Shore Cord & Phone Shore Cord

Wiring, Color-Coded w/Chafe Protection

Generator:

Remote Start w/Muffler, & Stainless

Steel Exhaust Outlet, Freshwater

Cooling, Fuel Filter, Seacock &

Seawater Strainer, 120V 10.0 Kw Kohler®

Air Conditioning/Heating:

Zone-Controlled Reverse-Cycle

System (32,000 BTU)

Custom Integral Vent System

Engine Room:

Bilge Pumps, 12V Automatic (3)

Bilge Pumps, 12V Automatic

High-Water (1 Bilge, 1 Cabin)

Blowers, 12V Bilge (2)

Engine Drip Sumps

Exhaust, Underwater - Patented

Fire Suppression System -

Automatic w/Manual Pull

Gel-Coated Engine Room, Oyster

Insulation, Engine Room - 2"

w/Vinyl Barrier

Ladder, Stainless Steel - Removable

Lighting, 12V

Oil Changer System - Engines &

Generator

Fuel System:

Fuel Filters - Remote - Diesel (Racor®)

Fuel Lines, USCG - Type A-1

Fuel Tanks, Aluminum w/Anti-Siphon

Valves & Electric Sending Units (2)

Water System:

Freshwater Hose & Spigot - Engine

Room

Freshwater Washdown Spigot - Cockpit

Freshwater Washdown Spigot - Transom

Manifold System w/Shutoff Valves

Pressure Water System w/12V Pump

Shower, Cockpit - Hot & Cold

Water Heater, 120V (11-Gallon)

Water Inlet, Dockside

Waste Systems:

Head System (VacuFlush®)

Holding Tank Level Indicators - MDP & Heads

Holding Tank w/Dockside Pump-Out & Automatic Cut-Off (42-Gallon)

Sump Box w/Pump - Automatic

Underwater Gear:

Bonding System w/Zinc Hull Plate

Propeller Shafts, 2" Stainless Steel (2) - Aquamet 19

Propellers, Nibral 4-Blade Cup

Rudders, Manganese-Bronze w/Stainless Steel Posts

Seacocks on all Underwater Fittings

Seawater Strainers

Shaft Logs, Dripless w/Extra Seal Carrier Kit

Struts, Manganese-Bronze

Trim Tabs, Hydraulic

ELECTRONICS

Raymarine Autopilot - Raypilot ST-7001+

Raymarine E120 (12.1" Color LCD) GPS/Chartplotter/Radar w/Integrated 4kW Open Array

Sea Ray Navigator II, GPS/Chartplotter - 12.1" PC w/Sunlight-Viewable Touch-Screen LCD, Water Temp & Depth

Raymarine VHF

Disclaimer

The Company offers the details of this vessel in good faith but cannot guarantee or

warrant the accuracy of this information nor warrant the condition of the vessel. A buyer should instruct his agents, or his surveyors, to investigate such details as the buyer desires validated. This vessel is offered subject to prior sale, price change, or withdrawal without notice.

Exclusions

Owner's personal belongings.

Disclaimer

The Company offers the details of this vessel or yacht in good faith but cannot guarantee or warrant the accuracy of this information nor warrant the condition of the vessel. A buyer should instruct his representatives, agents, or his surveyors, to investigate such details as the buyer desires validated. This vessel or yacht is offered subject to prior sale, price change, or withdrawal without notice.

PHOTOS


Salon



Galley




Master Berth



Main Helm




Salon




Port Salon



Salon TV



Companionway



Dinette



Galley




Galley Entrance




Pantry




Master Berth




Master Closet



Master Closet



Master Flatscreen




Master Head and Shower Stall




Master Vanity




Guest Cabin



Guest Closet



Guest Head Shower



Guest Head



Main Distribution Panel



Helm with Covers On



Helm



Optional Helm Upgrade



Helm Switches



Bridge Canopy




Cockpit




Cockpit




Port Cockpit



Cockpit Fridge



Transom Door And H&C Shower



Forward Deck




Forward Deck



Windlass




Nautica Edition




Trunk Storage



Hydraulic Swim Platform




Transom View from Bridge




Wide Walkway




Air Toy Inflator




Generator with Sound Shield




Spare Props




Port Engine




Engine room



Dripless Shaft Logs



Port Engine



Starboard Engine



Starboard Engine




Forward View



Port Profile



44 Sedan Bridge Layout



CONTACTS

Andrey Shestakov, leading yacht broker of the sales department of Shestakov Yacht Sales Inc. Shestakov Yacht Sales Inc., the official representative of the Miami/Fort Lauderdale FL headquarters.

Contact details

Email: **andrey@shestakovyachtsales.com**

Web: shestakovyachtsales.com/en/

Telephones

USA: **+1(954)274-4435**

Office hours

Monday – Saturday: **9:00 - 21:00** EDT

Sunday: **closed**

Address



Harbour Towne Marina, 850 NE 3rd St, STE 213, Dania, FL 33004