

## MAGIC MOMENT — NEPTUNUS



**Судостроитель:** NEPTUNUS

**Год постройки:** 2000

**Модель:** Моторная яхта

**Цена:** ЦЕНА ЯХТЫ ПО ЗАПРОСУ

**Местонахождение:** United States

**Длина общая:** 70' 4" (21.44m)

**Ширина:** 18' 11" (5.77m)

**Мин. осадка:** 5' 0" (1.52m)

**Макс. осадка:** 5' 2" (1.57m)

**Крейс. скорость:** 26 Kts. (30 MPH)

**Макс. скорость:** 30 Kts. (35 MPH)

Купить **MAGIC MOMENT — NEPTUNUS** а также выбрать подходящую вам яхту из нашего **каталога яхт** вам поможет опытный яхтенный брокер Андрей Шестаков. На сегодняшний день компания **Shestakov Yacht Sales Inc.** имеет большое количество яхт в **собственном списке продаж**, а также тесно сотрудничает со всеми крупными **яхтенными производителями** по всему миру.

Для того чтобы купить яхту **MAGIC MOMENT — NEPTUNUS** а также проконсультироваться по любому вопросу связанному с покупкой, продажей, чартером яхт позвоните по телефону **+7(918)465-66-44**.

# ОГЛАВЛЕНИЕ

ОГЛАВЛЕНИЕ	2
ХАРАКТЕРИСТИКИ	5
Обзор	5
Основная информация	5
Размеры	5
Скорость, вместимость и масса	6
Размещение	6
Корпус и палуба	6
Информация о двигателе	6
ПОДРОБНОЕ ОПИСАНИЕ	7
Overview	7
Vessel Walkthrough	7
Aft Deck	8
Salon	8
Galley	9
Dining Area	10
Lower Helm	10
Companionway	11
Laundry Room	11
Master Stateroom	11
Master Head	12
VIP Stateroom	12
VIP Head	13
Guest Stateroom	13
Guest/Day Head	14
Crew Cabin	14
Forward Deck	14
Hardtop Equipment	15

Arch Equipment	15
Flybridge Area	15
Electrical	16
Engine Room	17
Mechanical Systems	18
Remarks	18
Exclusions	19
Исключения	19
Отказ от ответственности	19
<b>ФОТОГРАФИИ</b>	<b>20</b>
Profile	20
Profile	20
Stern Profile	20
Aft Deck	20
Aft Deck	20
Main Deck Looking Fwd	20
Main Deck Looking Fwd	20
Main Deck Looking Aft	20
Salon	21
Galley	21
Galley	21
Dining / Lower Helm	21
Lower Helm	21
Master Stateroom	21
Master Stateroom	21
VIP Stateroom	21
VIP Stateroom	22
VIP Head	22
Guest Stateroom	22

---

3rd Head / Dayhead	22
Laundry	22
Flybridge	22
Flybridge Helm	22
Flybridge Bar	22
Flybridge BBQ	23
Flybridge Aft	23
Radar Arch	23
Foredeck	23
Foredeck	23
Crew Quarters	23
Crew Quarters	23
Engine Room	23
Engine Room	24
Engine Room	24
Engine Room	24
Stern Lift	24
Stern Profile	24
<b>КОНТАКТЫ</b>	<b>25</b>
Контактная информация	25
Телефоны	25
Время работы	25
Адрес	25

# ХАРАКТЕРИСТИКИ

## Обзор

"**Magic Moment**" is a rare find for a 2001 year model 70' Neptunus. She is perfect for an "Owner Operator", with features like bow & stern thrusters, and recently installed Naiad Stabilizers. There are (4) control stations: the centerline interior fully instrumented helm station, the Flybridge centerline second helm station with (3) Stidd chairs, and on the Aft Deck, (1) to port and (1) to starboard.

This spacious interior offers (3) en-suite staterooms with the owner's stateroom located midship and full-beam. All headliners, carpeting, wall-coverings, mullions, and soffits have been replaced within the last couple of years.

"**Magic Moment**" shows exceptionally well with her refit and upgrades including complete exterior paint and new interior soft goods. The 12V2000 MTU's, (2) 25kW generators, spacious crew quarters aft, and a TNT Tender Lift System are a few of her other attributes.

## Основная информация

<b>Тип судна:</b> Моторная яхта	<b>Модельный год:</b> 2001
<b>Год постройки:</b> 2000	<b>Страна:</b> United States
<b>Верх:</b> Hardtop	<b>Открытая палуба мостика:</b> Да

## Размеры

<b>Длина общая:</b> 70' 4" (21.44m)	<b>Ширина:</b> 18' 11" (5.77m)
<b>Мин. осадка:</b> 5' 0" (1.52m)	<b>Макс. осадка:</b> 5' 2" (1.57m)

## Скорость, вместимость и масса

---

**Крейс. скорость:** 26 Kts. (30 MPH)

**Дальность на крейсерской скорости:** 330

**Макс. скорость:** 30 Kts. (35 MPH)

**Чистый вес:** 50 Pounds

**Вместимость воды:** 250 Gallons

**Вместимость сточного бака:** 185 Gallons

**Объем топливного бака:** 1400 Gallons

## Размещение

---

**Всего кают:** 3

**Спальные места:** 6

**Всего ком. состава:** 4

**Каюты экипажа:** 1

**Койки экипажа:** 1

## Корпус и палуба

---

**Материал корпуса:** Fiberglass

**Материал палубы:** Fiberglass

**Комплектация корпуса:** Semi Vee

**Дизайнер корпуса:** F Mulder

**Дизайнер экстерьера:** Neptunus Yachts

**Дизайнер интерьера:** Destry Darr

## Информация о двигателе

---

**Двигатели:** 2

**Производитель:** MTU

**Модель:** 12V2000

**Тип двигателя:** Inboard

**Тип топлива:** Diesel

---

# ПОДРОБНОЕ ОПИСАНИЕ

---

## Overview

---

**"Magic Moment"** is a rare find for a 2001 year model 70' Neptunus. She is perfect for an "Owner Operator", with features like bow & stern thrusters, and recently installed Naiad stabilizers. There are (4) control stations: the centerline interior fully instrumented helm station, the Flybridge centerline second helm station with (3) Stidd chairs, and on the Aft Deck, (1) to port and (1) to starboard.

This spacious interior offers (3) en-suite Staterooms with the Owner's Stateroom located midship and full-beam. All headliners, carpeting, wall-coverings, mullions, and soffits have been replaced within the last couple of years.

**"Magic Moment"** shows exceptionally well with her refit and upgrades including complete exterior paint and new interior soft goods. The 12V2000 MTU's, (2) 25kW generators, spacious crew quarters aft, and a TNT Tender Lift System are a few of her other attributes.

## Vessel Walkthrough

---

**"MAGIC MOMENT"** may be entered from either the swim platform on a floating dock or from midship boarding gates on her main deck via the wide walk-around side decks.

The Hydraulic Swim Platform allows easy boarding via port and starboard curved steps to the spacious Aft Deck. The Aft Deck offers both fixed and loose seating options. The Salon is entered via a sliding door. The area is very spacious due to the open plan layout including the Salon area, partial Galley bulkhead and Lower Station all the way forward.

All soft goods are new.

Steps forward lead down to (3) cabins each with their own private Heads. The VIP is forward and the full-beam Master is amidship separated by a second Guest Cabin with oversize twin berths.

The Crew Cabin is entered via the Swim Platform door and features a full-size Head with separate shower and located just aft of the Engine Room.

The Flybridge gives all weather navigation due to the hardtop and three side enclosure plus a great exterior Lounging Area. The davit can handle a small Tender or Wave Runner.

## Aft Deck

---

- Fiberglass non-skid deck
- Trend stainless steel trimmed tinted glass sliding entry door
- Aft Deck built-in seating for four with removable Vinyl cushions
- Teak high-gloss table with Maple inlay 30" x 58" with dual stainless steel pedestal
- Norcold Aft Deck refrigerator
- Stainless steel under mount sink with hot & cold taps
- Portside storage cabinet with Avonite countertop & stainless steel handrail
- Stereo speakers
- Starboard side fiberglass 10 tread steps to Flybridge deck each with a step light
- (6) Aft Deck overhead lights
- (2) Concealed engine controls port and starboard, each with a set of clutches & throttles, bow & stern thrusters plus start/stop/control switches
- (2) Bollard type Aft Deck cleats
- Port & starboard side stainless steel hinged boarding gates from Swim Platform
- (4) Curved fiberglass steps to Swim Platform starboard side
- Integral fiberglass Swim Platform
- Watertight door to Crew & Engine Room
- Swim platform fresh water wash-down
- Swim platform hot & cold shower
- (2) Stern cleats
- Aft facing CCTV camera
- (2) Stainless steel Boat Deck support poles
- (2) Stainless steel hoop rails
- Port & starboard 50 amp 220 volt cable master lockers
- (2) Marineco cable TV/phone inlets
- (5) LED Step lights
- Full-beam Hydraulic Tender platform raises above deck level for heavy seas
- (2) Clarion 2 stage stereo speakers
- (2) Door storage cabinet in Transom

## Salon

---

The Salon is entered via the centerline sliding door and is very spacious due to the open deck plan and panoramic side deck windows. Immediately to port is a U-shaped Ultra Leather settee recently recovered with storage below under most of the settee. The settee seats (6) and has a built-in end table in aft corner. Above the end table is a curved lacquered finish cabinet with an auto light and a mirrored interior containing liquor storage.

In front of the settee is a Burlwood topped hi-lo coffee table, 26" x 50". Table is Teak and Burlwood with Maple inlay and a high-gloss finish, new 11/13.



There are hidden rope lights around the perimeter of the settee for soft night accent lighting. The forward bulkhead is mirrored with a small Burlwood shelf behind the curve of the settee. Behind the settee are (3) oval porthole style windows that are typical of the larger Neptunus series of motoryachts of this era. Each window has a new Roman shade and an upholstered valance.

To the starboard side upon entering is the Burlwood entertainment cabinet which consists of a LCD TV, a Sony DVD player and a cabinet above with a Pioneer 12 volt AM/FM/CD player, a Terrestrial TV antenna booster and a speaker volume control for the Aft Deck. In a cabinet next forward is the Raymarine Sat TV control box, plus CD and DVD storage.

## Galley

---

The Galley is next forward of the Salon. It is separated by a bulkhead to port that partially closes off the Salon just aft. The cabinets are finished in lacquer with a clear protective skin for durability.

Galley equipment includes:

- Golden Beach Light granite countertops
- Double stainless steel under mount sink w/cover
- Insinkerator garbage disposal
- Grohe removable spray faucet
- GE Profile burner Ceran top cook top
- GE Profile built in under counter oven
- Dishwasher (New 2017)
- Jennair trash compactor
- GE Profile stainless steel refrigerator
- GE Profile built-in over stovetop w/microwave oven/broiler
- (9) LED Mini spots
- (15) Lacquered cabinet doors
- Lacquered cabinet concealing a Black & Decker coffeemaker
- "Amtico" laminate sole
- (5) Under cabinet LED mini spotlights
- (3) Overhead LED mini spotlights
- Soffit with rope lighting at the perimeter above

The area to the starboard side adjacent to the Galley is a great storage area and service banquet running eight feet fore and aft. Storage includes (6) lacquered drawers and four cabinet doors for extra dishes and Galley ware plus lots of household items. The top is Burlwood with artwork pieces above.

Next forward is a Pantograph side door that is very useful for loading the Galley or

handling lines while running shorthanded from the lower controls. Also in this area is a central vacuum outlet, a Phantom screen for the side door, a smoke detector and (2) overhead LED mini spots.

---

## Dining Area

---

Just forward of the Galley is the Dining Area. A handy pass through from the forward bulkhead of the Galley eases food delivery, but also adds visibility to the Lower Control Station to starboard.

The Dinette is to port. The seating is U-shaped Ultra Leather off the portside bulkhead on a raised platform for better visibility. The Dinette seats up to (6) and has storage below.

A pedestal table with storage in the pedestal lies in the center of the Dinette. The Burlwood trimmed table folds out to be twice its usual size for dining. Large windows to forward and port offer plenty of natural lighting plus there are two LED lights above. There is ample storage forward under the windshield.

---

## Lower Helm

---

Next inboard is the Lower Helm area. It is compact but offers all the needed amenities for all weather cruising. The helm is centerline behind the (3) panel windshield.

Equipment includes:

- GPS plotter
- (2) LCD MTU Engine monitors
- Garmin 7612 Radar (New 2017)
- Raymarine ST60 Digital depth
- Raymarine ST60 Digital speed
- Simrad AP22 Autopilot (New 2017)
- Icom M127 VHF
- MTU/Detroit Diesel station activation panel
- MTU/Detroit Diesel electronic engine controls
- Fireboy Engine override panel
- (6) Bilge pump switches w/indicator lights
- (3) Digital bilge pump counters
- (3) Windshield wiper controls with washers
- Start/stop buttons
- KVH Tracphone handset
- Bennett trim tab controls
- Sidepower integrated bow & stern thruster controls

- ACR RCL 100 Searchlight controls
- Cabinet for manuals
- Ritchie 6" Powerdamp magnetic compass
- Acrylic Plexi-glass new corners for lower windshields

---

## Companionway

---

The Companionway to the accommodations is to starboard opposite the Lower Station all the way forward on the Main Deck.

There are (6) steps to the first landing leading forward to the VIP, (2) more to the Guest Cabin to port and (2) more to the full-beam mid ship Master Stateroom.

Two steps down from the top are (2) doors to the very efficiently designed Neptunus electrical panel. Just prior to entering the Master is the walk-in Laundry Room with a separate Kenmore washer and dryer. Each of the (10) steps has its own LED step light.

---

## Laundry Room

---

Opposite the Guest/Day Head in the Main Companionway and accessed by a Burlwood door is a walk-in Laundry Room with a Kenmore washer and dryer. The sole of this area is Oak Laminate. (4) storage cabinets offer abundant storage with plenty of lighting overhead.

---

## Master Stateroom

---

Located amidship at the end of the Companionway in the widest part of the boat is the Master Suite. Entering from the Burlwood door the king-size berth is aft and centerline. The newly upholstered headboard is flanked by two curved back-lit Burlwood panels. Above the berth is a two-level Soffit with the upper level mirrored and having (4) LED mini spots, two of which are reading lights.

On each side of the berth there are two drawer nightstands with light switches and phone outlets built-in.

At the foot of the berth is a lacquered finish entertainment center with DVD player and a Direct TV Sat receiver and (2) cabinets doors below. There is a flat screen TV on the wall (New 2017).

To port starting forward is a vanity with a swing-out stool, a centerline drawer and (4)

large drawers, (2) forward and (2) aft. Above is a mirrored panel and further above (2) oversize stainless steel portholes covered by Roman shades. Next aft is a two door cedar-lined auto lit hanging locker followed by a walk-in closet with double hanging rods and a three door cabinet with (3) shelves and a shore rack. The entire closet is cedar-lined, carpeted and is lit from above.

On the starboard side of the cabin is a lacquer finished chest of (6) storage drawers with a Burlwood top. A mirrored panel and two opening stainless steel portholes behind Roman shades are above. Further aft is yet another double door, cedar-lined auto lit hanging locker.

Next aft is the Burlwood entry door to the Master Head.

Under berth rope lights, built-in cabinets, Carbon Monoxide detector in port/starboard AC delivery valances, Vimar built-in digital alarm clock, (9) LED mini spots and a central Vac outlet.

All bedspreads, shams, throw pillows, Roman shades, valances, headboard and vanity stool are new or were newly upholstered.

---

## Master Head

---

The Master Head is immense and probably not properly described by the word "Head." The sole is marble tile to match the countertops. The starboard side outboard vanity has (6) drawers and (2) mirrored cabinets flanking an opening stainless steel porthole covered with a Duette shade. Extending inboard the vanity has (2) double door bow front cabinets under each sink. The countertop is very attractive granite. The China sinks are under mounted and the fixtures above are two tone. The area above the sinks is mirrored.

The toilet is a Headhunter Royal Flush model. The tub/shower has a handheld or wall mountable Grohe fixture, an exhaust fan and lights. The tub/shower door is tempered glass. The tub itself is a Jacuzzi type tub. The overhead is mirrored throughout. There are (10) LED mini spots, ample outlets and two-tone fixtures.

---

## VIP Stateroom

---

All the way forward is the VIP Suite with a centerline queen-size berth with rope lighting and (2) drawers beneath the berth. A newly upholstered headboard with valance type AC delivery is above the berth. Burlwood countertops port and starboard at the level of the berth serve as nightstands. Above each countertop is an opening stainless steel porthole covered by new drapes. Also in this area are stereo speakers and rope lighting behind the valance.

Above this area to port are seven lacquered finish cabinets with a brass reading light most forward. Aft to port and starboard are (2) double hanging lockers with a cedar lining and auto light. (2) drawers are below.

On the starboard side of the cabin the nightstand shelf continues further aft and has extra storage cabinet above for a total of (8) with (2) drawers below. Next aft is a full size double door hanging locker with cedar lining and auto light. The companionway leading aft but still within the suite has (6) more deep storage cabinets at eye level, the entrance to the VIP Head and (2) additional access hatches to bilge systems and storage.

Also in the VIP Suite is an overhead Bomar deck hatch with an Ocean Air sliding screen and shade, a central Vac outlet, digital AC controls, Vimar digital alarm clock, (8) overhead LED mini spots and an access hatch to the bow thruster area.

All bedspreads, shams, upholstered headboard, curtains and valances are new.

---

## VIP Head

---

The VIP Head is aft but within the suite. The bow front lacquered finish vanity has (2) cabinet doors below and an Avonite countertop with an undermount sink and two-tone fixtures above. (4) mirrored hinged medicine cabinets are above the counter. The toilet is a Headhunter Royal Flush full-size model with a Crema Marfil marble sole.

The stall shower has a clear tempered glass door, a light, exhaust fan and a handheld or wall mountable Grohe fixture. Overhead, mirrored and valance type AC delivery with rope lighting and (3) LED mini spots.

---

## Guest Stateroom

---

The Guest Cabin is next aft to port via the centerline Companionway. There are twin berths running fore and aft with a two drawer nightstand between. Newly upholstered headboards sit on a large mirrored panel with three LED lights in the Soffit above.

Below the berths are three drawers each facing inboard. Above the berth to both forward and outboard are (11) storage cabinets. Next aft is a full-size cedar-lined auto lit hanging locker. Furthest aft is the entrance to the Guest Head.

Digital AC control, a Vimar digital alarm clock, (2) stainless steel opening portholes with full drapes, under berths rope lighting and behind the porthole valance, a central vacuum outlet and (2) stereo speakers. The horizontal surfaces and doors in the Guest Cabin are gloss Burlwood.

All bedspreads, shams, throw pillows, drapery, headboards and valances are new.

---

## Guest/Day Head

---

The Guest Head is aft but en-suite. A second door from the main Companionway allows it to double as a Day Head. The bow front lacquered finish vanity has (2) cabinet doors below and an Avonite countertop with an under mount china sink and two-tone fixtures above. (2) mirrored medicine cabinets are above the counter. The toilet is a Headhunter Royal Flush full-size model. The sole is Crema Marfil marble. Stainless steel porthole with a shade over vanity.

The stall shower has a clear tempered glass door, a light, exhaust fan and a handheld or wall mountable Grohe fixture with soap/shampoo dispenser and (4) LED mini spots, a mirrored overhead and valance type AC delivery.

---

## Crew Cabin

---

Accessed via the Swim Platform door just aft of the Engine Room is the Crew Bunk Cabin (2) athwartships berths off the starboard bulkhead. Each berth has (2) drawers and a storage cabinet below. AM/FM/CD/radio, stereo speakers, digital AC control and an LCD TV with DVD player. Flooring is new Amtico vinyl with new vinyl wall covering and new mica storage cabinets and Amtico Vinyl sole.

Just inside the door and adjacent to the two step entry ladder are port and starboard large storage lockers, large enough for a bicycle.

The Crew Head is to port and contains a vanity with a single cabinet door below stainless steel sink in a Mica countertop, two-tone fixtures, a Raritan Atlantees electric head, stall shower with curved sliding door and a wall mountable or handheld fixture, a light, soap/shampoo dispenser and an exhaust fan.

---

## Forward Deck

---

- Fiberglass non-skid decks
- Raised bulwarks with stainless steel bow rails
- Bollard type cleats w/hawse holes
- Recessed Maxwell 3500 windlass w/fresh water wash-down & up/down deck switches
- Hinged cover over anchor gear for safety
- Stainless steel anchor chute
- Bruce 110 lb. anchor with all chain rode
- Lewmar deck hatch to anchor locker
- Sun cushions
- Built-in deck box on portside house
- Port & starboard side midship boarding gates w/door & rail breaks

- Starboard side Galley area entry door
- Black Textulene windshield cover for forward & side windshields
- Dual port & starboard bollard type springline cleats
- International navigation lights
- (4) Stainless steel framed oval cabin side windows port & (4) starboard
- Delta T type Engine Room air intakes on side deck

## Hardtop Equipment

---

- ACR RCL 100 Searchlight
- Hailer horn
- Large Bomar deck hatch for ventilation

## Arch Equipment

---

- Split walk thru Fiberglass arch
- 6' Open array radar
- Raymarine Sat TV dome
- Garmin GPS Antenna
- Raymarine GPS Antenna
- (3) VHF Antennas
- (2) Stereo speakers
- (2) Stainless steel trimmed overhead lights

## Flybridge Area

---

- Fiberglass non-skid steps
- C-shaped seating to port w/removable cushions, storage below & cover
- Fiberglass table with twin stainless steel base
- Sun umbrella for table
- Custom split walk-thru radar arch
- Marquipt 800 lb. Davit
- Stainless steel rail around aft Boat Deck perimeter
- 8-Man life raft chocked on deck with hydro release
- Fiberglass hardtop w/stainless steel supports & ventilation hatch
- 3-Side clear Vinyl enclosure with (4) U Zips by Sea King
- (6) Overhead stainless steel trimmed lights on hardtop underside
- (2) Resin folding deck chairs
- EPIRB
- Fiberglass wet bar with a Raritan icemaker & storage cabinet, stainless steel sink
- Kenyon BBQ grill (New 2017)

- Deck level courtesy lights
- 12 Volt Flybridge panel with (30) breaker protected circuits & a digital volt/amp meter
- 120V GFCI Outlet
- (3) Stidd helm chairs
- Centerline helm with Burlwood panels
- Garmin plotter/GPS
- Garmin 7612 Radar (New 2017)
- (3) Wema Fuel gauges
- (2) MTU DDEC LCD Gauge panels
- Icom M127 VHF
- Start/stop buttons & key switches
- Side Power integrated bow & stern thruster controls
- Simrad AP22 Autopilot (New 2017)
- Raymarine ST60 Digital depth
- Raymarine ST60 Digital speed log
- ACR Pointpad spotlight controls
- Garmin GPS Map 4212 plotter
- Fireboy Engine override control panel
- 12 Volt outlet
- Phase Linear UMP 400 AM/FM/CD receiver
- Icom M304 VHF w/DSC
- Bennett trim tab controls
- MTU/DD Electronic engine controls
- MTU/DD Station active control
- Tinted stainless steel framed Venturi windscreen
- Chart book/area with hinged Plexi-glass cover
- (2) Lucite drink holders
- Intercom
- Fusion Stereo System
- Stereo speakers
- MTU/DD emergency engine controls
- (6) Bilge pump indicator lights
- Windlass controls
- Blower controls
- Ritchie 5" magnetic compass
- Windshield wiper on glass panel in front of helm
- Naiad Stabilizer controls
- Helm cover

---

## Electrical

- 12/24 Volt DC Electrical System



- 110/220 volt AC Electrical System
- 25 kW Westerbeke Genset in sound cover, approx. 2450 hours (As of Apr 2018)
- 25 kW Westerbeke Genset in sound cover, approx. 2450 hours (As of Apr 2018)
- (2) Blue Sea system battery cut off switch
- Parallel for house & engine batteries
- Parallel for bow thruster operating
- (23) Breaker protected 240 volt double pole circuits
- (60) Breaker protected 24 volt circuits
- (48) Breaker protected 120 volt circuits
- Digital DC volt & amp meter
- (2) AC Digital volt meters
- (2) AC Digital amp meters
- Digital frequency meters
- Generator start/stops for both generators
- Water tank gauge at electrical panel
- Waste tank gauge at electrical panel
- Bilge pump alarm at electrical panel
- Cruise Air digital control panel at electrical panel
- Battery switch for bow thruster
- (2) Galvanic isolators
- (2) 50 amp Glendinning shore cord retractors w/brand new 65' shore cords
- (2) 15KVA 50 Amp Isolation Transformers
- 12 Volt battery w/50 amp charge dedicated for Flybridge electronics at main deck area forward of Galley

## Engine Room

---

- 4-Point oil exchanger - mains & generators
- Freshwater spigot with hose
- Dual Sea Pro 300 Fuel filters for each engine
- Firebox FE 60 lb 241 Fire System
- (2) Main Engine CRS 3000 coolant recovery bottles
- Cruise Air digital tempered water logic control box
- Sea Star Hydraulic steering reservoir
- Aircep Crankcase Ventilation System
- 6-Step Marquipt Tide Ride ladder with cork steps
- Graphite shaft bonding brushes
- Fiberglass wrapped exhaust, new \$20,000 from Marine Exhaust, West Palm Beach
- Central Vacuum
- (2) ½ HP 110V Engine Room blowers
- (2) AC Fluorescent lights
- (4) DC Incandescent lights

- (2) Generator coolant recovery bottles
- (2) 72,000 BTU CruiseAir chillers for chilled water AC system
- Windlass breaker in forward bilge
- (2) 30 Gallon Raritan hot water heaters in forward bilge
- (2) Grundfos 110 volt house water pumps in forward bilge

## Mechanical Systems

---

- (2) Jabsco fuel transfer pumps
- Sea Star power steering
- 3" Main shafts replaced w/higher quality stainless steel
- ZF 2050A 2.029 to 1 transmission ratios
- Dripless shaft seals
- (6) Rule bilge pumps
- Sea Land macerator pump
- Side Power 20 hp 24 volt bow thruster
- Side Power 20 hp 24 volt stern thruster
- (2) Racor 500 generator fuel filters
- Workbench w/vise on top of port generator
- Macerator pump with timer
- 7-Step Marquipt Tide Ride ladder
- 5-Step Marquipt vertical ladder
- Fuel priming pump
- CCTV Engine Room camera
- Overhead rod storage for (4) rods
- (2) Gas/water separators for generator
- Props & shafts removed & turned
- New Naiad Stabilizer System model 254 7.5 sq. ft. fins
- Charles C Charger 24V 30 amp charger for bow thruster incl. (2) 4D Gel Cell batteries & a battery shutoff switch plus a DC hold light
- Charles C Charger 15 amp 12 volt generator battery charger
- 24 Volt engine battery charger (New 2017)
- (2) Mastervolt 24 volt 6000 inverter/charger
- 24 Volt house battery charger (New 2017)
- Watermaker (New 2019)

## Remarks

---

**"MAGIC MOMENT"** represents a high volume 70' motoryacht with an excellent allocation of space. The Neptunus ride is legendary and **"MAGIC MOMENT"** is no exception. T/2000 Series MTU's provide great cruising speeds. Twin generators provide all the power you will need. Great opportunity to move aboard and cruise!

---

Fresh bottom paint and service 1/2018.

## Exclusions

---

*"Magic Moment"* is a registered name and does not convey.

Exclusions are to include but are not limited to, all owner's personal items. A detailed list of exclusions will be provided at the time of sale, upon written request.

## Исключения

---

При продаже яхты исключаются личные вещи владельца.


## Отказ от ответственности

---

Компания предоставляет описание судна или яхты добросовестно, но не может гарантировать точность этой информации, а также не ручается за техническое состояние. Покупатель должен проинструктировать своих агентов или оценщиков исследовать представленную информацию более подробно, по собственному желанию. Продажа судна или яхты, изменение цены или снятие с продажи будет происходить без предварительного уведомления.

# ФОТОГРАФИИ

**Profile**



**Profile**




**Stern Profile**




**Aft Deck**




**Aft Deck**



**Main Deck Looking Fwd**



**Main Deck Looking Fwd**



**Main Deck Looking Aft**



**Salon**



**Galley**



**Galley**



**Dining / Lower Helm**




**Lower Helm**




**Master Stateroom**



**Master Stateroom**




**VIP Stateroom**



**VIP Stateroom**




**VIP Head**



**Guest Stateroom**




**3rd Head / Dayhead**



**Laundry**



**Flybridge**



**Flybridge Helm**



**Flybridge Bar**



**Flybridge BBQ**



**Flybridge Aft**




**Radar Arch**




**Foredeck**




**Foredeck**



**Crew Quarters**



**Crew Quarters**



**Engine Room**




**Engine Room**



**Engine Room**




**Engine Room**



**Stern Lift**



**Stern Profile**





# КОНТАКТЫ

---

Андрей Шестаков (Andrey Shestakov) – ведущий яхтенный брокер отдела продаж яхт и судов компании Shestakov Yacht Sales Inc. Официальный представитель Shestakov Yacht Sales Inc. для русскоговорящих клиентов в центральном офисе компании в Майами/Форт Лодердейл/Флорида/США.

## Контактная информация

---

Email: **andrey@shestakovyachtsales.com**

Web: [shestakovyachtsales.com](http://shestakovyachtsales.com)

## Телефоны

---

Краснодарский край: **+7(918)465-66-44**

США, Майами, Флорида: **+1(954)274-4435**

## Время работы

---

Понедельник – Суббота: **9:00 - 21:00 EDT**

Воскресенье: **Закрето**

## Адрес

---



Harbour Towne Marina, 850 NE 3rd St, STE 213, Dania, FL 33004