

# LADY GALATHEA — VRIPACK



**Builder:** VRIPACK

**Year Built:** 1993

**Model:** Trawler

**Price:** PRICE ON APPLICATION

**Location:** United States

**LOA:** 54' 2" (16.51m)

**Beam:** 15' 10" (4.83m)

**Min Draft:** 5' 0" (1.52m)

**Max Draft:** 5' 3" (1.60m)

**Cruise Speed:** 8 Kts. (9 MPH)

**Max Speed:** 9 Kts. (10 MPH)

Our experienced yacht broker, Andrey Shestakov, will help you choose and buy a yacht that best suits your needs **LADY GALATHEA — VRIPACK** from **our catalogue**. Presently, at **Shestakov Yacht Sales Inc.**, we have a wide variety of yachts available on **our sale's list**. We also work in close contact with all the big **yacht manufacturers** from all over the world.

If you would like to buy a yacht **LADY GALATHEA — VRIPACK** or would like help answering any questions concerning purchasing, selling or chartering a yacht, please call **+1(954)274-4435**

# TABLE OF CONTENTS

TABLE OF CONTENTS	2
SPECIFICATIONS	5
Overview	5
Basic Information	5
Dimensions	5
Speed, Capacities and Weight	5
Accommodations	6
Hull and Deck Information	6
Engine Information	6
DETAILED INFORMATION	7
54' Vripack Long Range Cruiser LADY GALATHEA	7
ACCOMMODATIONS AND LAYOUT	7
MAIN SALON	7
GALLEY	8
PILOTHOUSE	8
MASTER STATEROOM	8
PORT GUEST STATEROOM	8
STARBOARD GUEST STATEROOM	9
FLYBRIDGE	9
NAVIGATION EQUIPMENT AND ELECTRONICS	9
ELECTRICAL SYSTEM	9
ENGINES AND MECHANICAL EQUIPMENT	10
HULL AND DECK	10
SAFETY AND FIRE PROTECTION	11
LAUNDRY	11
EXCLUSIONS	11
Exclusions	11
Disclaimer	11

PHOTOS	12
Foredeck	12
Starboard	12
Helm	12
Controls	12
Flybridge	12
Flybridge Controls	12
Foredeck	12
Gas Grill & Stainless Refrigerator	12
Salon	13
Galley	13
Master Stateroom	13
VIP Stateroom	13
Guest Stateroom	13
Engine Room Entry	13
Lazarette & Workshop Steering Room	13
Water Maker	13
Engine Room/Main Engines	14
Engine Room Switchboards	14
Engine Room/Battery Charger	14
Engine Room/Circuit Breakers	14
Engine Room	14
Engine Room	14
Engine Room	14
Engine Room	14
Engine Room/Fuel Tank	15
Engine Room/Furnace	15
Engine Room Stabilizer Reservoir	15
Generator	15

---

Lazarette	15
Tender with Crane	15
Aft Deck	15
Transom/Swim Platform	15
Chain Locker	16
Running Gear	16
54' Vripack Long Range Cruiser LADY GALATHEA	16
Skeg	16
GA Plans	16
GA Plans	16
GA Plans	16
GA Plans	16
CONTACTS	17
Contact details	17
Telephones	17
Office hours	17
Address	17

---

# SPECIFICATIONS

---

## Overview

---

The name of 54' Vripack Long Range Cruiser, LADY GALATHEA, was derived from the knowledge and wisdom of an experienced yachtsman who had the vision to build a yacht that could circumnavigate the Globe, in extreme conditions and be easily fixed when things break and find parts quickly and be able to with somewhat of a mechanical knowledge be able to repair them. This Listing deserves a Story not just about the technical capabilities but about a Couple who decided to do what every yachts man wants to do.

## Basic Information

---

**Category:** Trawler

**Sub Category:** Long Range Cruiser

**Model Year:** 1993

**Year Built:** 1993

**Refit Year:** 2014

**Country:** United States

## Dimensions

---

**LOA:** 54' 2" (16.51m)

**LWL:** 48' 1" (14.66m)

**Beam:** 15' 10" (4.83m)

**Min Draft:** 5' 0" (1.52m)

**Max Draft:** 5' 3" (1.60m)

## Speed, Capacities and Weight

---

**Cruise Speed:** 8 Kts. (9 MPH)

**Cruise Speed RPM:** 1850 Kts.

**Cruise Speed Range:** 1600

**Max Speed:** 9 Kts. (10 MPH)

**Max Speed RPM:** 2000 Kts.

**Gross Tonnage:** 59 Pounds

**Water Capacity:** 260 Gallons

**Holding Tank:** 75 Gallons

**Fuel Capacity:** 1170 Gallons

---

## Accommodations

---

**Total Cabins:** 3

**Sleeps:** 6

**Total Heads:** 3

---

## Hull and Deck Information

---

**Hull Material:** Steel

**Deck Material:** Steel

**Hull Configuration:** Full Displacement

**Hull Finish:** Plastic

**Hull Designer:** VRIPACK

**Exterior Designer:** Spiroships

**Interior Designer:** Spiroships

---

## Engine Information

---

**Engines:** 2

**Manufacturer:** Iveco

**Model:** 6 cylinder

**Engine Type:** Inboard

**Fuel Type:** Diesel

---

## DETAILED INFORMATION

---

### 54' Vripack Long Range Cruiser LADY GALATHEA

---

54' Vripack Long Range Cruiser LADY GALATHEA is a timeless Dutch designed and built Long Range Cruiser. The quality of the construction shows in every respect. This boat went through an extensive re-fit in 2013/2014 that included full paint from the keel up. A complete re-fit work list and documentation is available. All systems have been thoroughly inspected and are up to date. A recent survey is available for review by prospective buyers. The amazing design includes a three stateroom-three head layout, large salon and fabulous galley. Lady Galathea does not show her age in any respect and deserves serious consideration. "Lady Galathea" was derived from the knowledge and wisdom of an experienced yachtsman who had the vision to build a yacht that could circumnavigate the globe, in extreme conditions and be easily fixed when things break and find parts quickly and be able to with somewhat of a mechanical knowledge be able to repair them. This listing deserves a story, not just about the technical capabilities, but about a couple who decided to do what every yachtsman wants to do. Sail around the world..... Lady Galathea has been to more places than most mega yacht owners have taken their vessel. The beauty of this Mini Mega yacht is that she is easily handled by 2 people. Solid Dutch built and Vripack engineered with only the highest quality fixtures and fittings "Lady Galathea" has just been repainted and the original owner has reluctantly decided to embark on another project. She has cruised to the Black Sea, Turkey, Sweden, Croatia, Romania, United States and the Caribbean, over 20 countries. The main features that appeal to the LRC buyers are the robust exterior styling with storage everywhere. Dual Anchor System Bollard Cleats ... Huge lazarette and walk-in engine room with accessibility to all piping and wiring which is all marked and uniformly placed in the cable trays. Sewer Treatment Plant. A proper furnace for those Arctic and Alaskan winter cruises, protected rudders and propellers. Serious stability with Koop Nautic stabilizers. The simplicity but comfort of the teak interior. Redundant electronics and there is much much more to discover.....

---

### ACCOMMODATIONS AND LAYOUT

---

Lady Galathea sleeps six in three cabins with ensuite heads. The interior joiner work is beautifully crafted teak finished with a satin varnish. Cabin soles are varnished teak and holly throughout, marble tile flooring and Corian countertops in the heads. Lady Galathea is tastefully decorated throughout with newly upholstered salon settee and all new overhead panels throughout the vessel in May 2013. All new wall coverings in staterooms in 2013.

---

### MAIN SALON

---

Entering from the aft deck through a large sliding glass door there is an L-shaped settee to port with varnished teak table with two folding leaves creating a dining table that easily seats 6. Opposite is console cabinet with entertainment system and storage. To port aft is a writing desk and book shelves. Additionally there is: • Window shades that open from the top or bottom • Two opening side windows • Air conditioning • Radiant heat system • Large storage under settee • Teak and holly sole • New ceiling overhead panels • Newly upholstered L-shaped settee • Flat screen TV that rises from cabinet • KVH 5 Sat TV receiver • Stereo system

---

## **GALLEY**

---

Up two steps from the main salon is the large U-shaped galley • Granite counter tops • Stainless sink and drainboard • Two undercounter refrigerators • Miele four burner ceramic stove top with overhead vent fan • Miele full sized electric oven • Multiple drawers and cabinets • Espresso/cappuccino machine • Microwave oven • Large window to port

---

## **PILOTHOUSE**

---

The pilothouse is just forward of the galley. There are sliding doors port and starboard giving easy access to the side decks. On the starboard side is a bench seat with storage under. The stairs to the flybridge just aft. Additionally: • Adjustable centerline helm seat with footrest and built-in rudder control • Full electronics and engine instrumentation-updated • Magnetic compass • Windshield wipers with wash • Windshield defrost system • Navigation station with seat and storage under to port • Stairs down to accommodations to starboard forward • Monitor panel with tank gauges and indicator lights

---

## **MASTER STATEROOM**

---

The master stateroom is located below forward and has an island queen berth and ensuite head • Two hanging lockers • Multiple drawers and additional storage • Two opening overhead hatches with blackout shades • Two opening port holes with screens and curtains • Reading lights at berth • New A/C unit • Ensuite head includes: Vacuflush head Large shower stall Marble tile floor Corian countertop Heated towel bar Opening porthole with screen and curtain Exhaust vent

---

## **PORT GUEST STATEROOM**

---

The port guest stateroom has a queen berth outboard and a desk inboard and ensuite head: • Two hanging lockers • Desk with drawers • Multiple drawers and additional



storage • Reading lights at berth • Opening porthole with screen and curtains • Stereo  
 • Hidden safe in closet • Ensuite head includes: Large shower stall Vacuflush head  
 Heated towel bar Marble tile floor Corian countertop Opening porthole with screen and  
 curtain Drawer and mirrored vanity storage Exhaust vent

## STARBOARD GUEST STATEROOM

This stateroom has two single over and under bunks outboard with a cabinet and small desk inboard. There is an ensuite head. • Hanging locker • Two opening portholes with screens and curtains • Additional storage • Ensuite head includes: Vacuflush head  
 Large shower stall Heated towel bar Marble tile floor Corian countertop Opening port with screen and curtain Exhaust fan

## FLYBRIDGE

Access the flybridge from the stairs to starboard of the galley. The double overhead hatch allows additional light inside when sliding wooden hatch is open. Forward is a centerline helm with two helm chairs. Just aft and to port is a large L-shaped settee with table. To starboard is a cabinet with built in Bar-B-Que and refrigerator. Further aft is the electric davit and tender. Additionally: • Hinged Radar arch • Helm console with engine instruments and electronics • New Plexiglass windscreen • Bimini top • Propane Grill • New Isotherm Refrigerator/freezer • Large storage space under settee • New Zodiak 340 RIB hard bottom inflatable with 30hp Honda • Life Raft mounted on starboard side • Seat cushions

## NAVIGATION EQUIPMENT AND ELECTRONICS

There are redundant chart plotting and radar systems for safety and convenience. • Computer based Nobeltec Admiral navigation system with integrated radar and worldwide chart catalog • New Computer based Nobeltec Time Zero navigation system • Two View Sonic screens- one for each Nobletec system • New Furuno Navnet chartplotter with Furuno 48 mile Radar • Geonav chart plotter • B&G Hydra Pilot Autopilot • B&G Wind speed and Direction • B&G Depth and Speed • B&G Electronic compass • Rudder Angle Indicator • Interphase Forward looking Sonar • Furuno GP37 GPS • ICOM M-504 VHF with Command Mic • Raytheon RAY 430 loud hailer • New KVH 5 Sat TV receiver • Magnetic Compass • Guest remote control Spotlight • Expandable Chart table with chart light • Clock and Barometer • Electric Air Horn

## ELECTRICAL SYSTEM

• 24VDC system and 220VAC system • 12KW Westerbeke generator-new 2005, 485

original hours, exhaust hose replaced, full service and inspection performed • 2 High Output Engine Alternators for DC system • 8- 8D AGM House Bank Batteries (3 years old) • Mastervolt Dakar Sine 24/3000Watt Inverter/charger with remote panel in pilothouse • Mastervolt Mass 24/100Amp Charger with remote panel in pilothouse • Shore power inlet at starboard aft deck • Safety panel in pilothouse with bilge alarms and tank gauges • All new 24 volt DC LED lighting throughout boat-interior, exterior and engine room

## ENGINES AND MECHANICAL EQUIPMENT

• Twin Iveco 8361M 6 Cylinder Naturally Aspirated engines 145HP 3400 hours- 1000 hour engine inspection completed 5-2013, report available for review • Micro Commander Electronic engine controls • Dual Racor fuel filters • Fuel priming pump • Custom oil lubricated marine shaft system • Koop Nautic Sea Rocq Stabilizers • Koop Nautic hydraulic system • Hydraulic Bow Thruster • Hydraulic Steering system with controls at both stations • Two back-up steering systems, one is wheel in pilothouse, second is emergency tiller • 24 volt DC freshwater pump-reconditioned • Raw water deck wash pump for anchor wash and holding tank flush • Kubola Diesel Furnace- Dual system supplies hot water for freshwater system and when needed supplies radiant heat throughout boat for year round operation in cold climates. • New Air conditioning system with four compressors/zones-all units plumbed to condensate drain pump-new raw water cooling pump • Five Automatic Bilge Pumps • One Manual Bilge Pump • One Automatic condensate sump pump • Gray water sump tank with auto pump out • Three SeaLand vacuflush heads-all pumps • Holding Tank Pump out-tank gravity drains when offshore • Automatic Fire Extinguishing System in Engine Room • Stern Electric mooring winch • HRO System 10 Watermaker • Emergency Tiller

## HULL AND DECK

The displacement hull design has a full keel with skegs protecting the propellers plus bilge keels for added stabilization and an integral swim platform. The hull and deck are steel with an aluminum house structure creating an extremely strong and seaworthy vessel. The aft and side decks are teak over steel. The Portugese bridge provides useful protection and storage. The chain locker is accessed from a watertight Freeman hatch on the foredeck. Oversized bollard style cleats are found fore and aft for secure docking. The rubrails and other potential chafe areas are integral stainless to prevent rust. The aft deck has integrated seating across the transom with a table and storage under. Port and starboard are gates aft lead to the swim platform. There is a large deck hatch giving access to the lazarette room. • Steel bulwarks with stainless railings above • Storage under aft deck seating • Storage in Portugese bridge • Electric warping winch on aft deck • Maxwell 3500 Hydraulic Windlass • 2 Navy type anchors with 300' of 13mm(1/2") chain each, there is a third anchor in the lazarette • Tender davit • Multiple freeing ports • Topsides from waterline up and house were re-painted in 2013/2014

with Dupont Imron paint system, all hardware removed, sandblasted as needed then paint system applied. Further details and records available for prospective buyers to review. • Bottom was completely sandblasted in 2013, acid washed, 3 coats epoxy primer and 2 coats bottom paint applied • Prop speed applied to props, shafts, bow thruster and stabilizers in 2013 • Chain locker was sandblasted and painted in 2013 • Bow thruster

---

## **SAFETY AND FIRE PROTECTION**

---

• Automatic Fire Extinguishing system in engine room • Four Hand Held Fire Extinguishers • Five Automatic Bilge pumps • One Manual Bilge Pump • New 8 Man Life Raft • Life jackets • Flares

---

## **LAUNDRY**

---

• Full sized washer and new exhaust dryer with transformer and exhaust system in accommodations companionway • Linen closet in companionway

---

## **EXCLUSIONS**

---

• Owners personal effects excluded from sale • All art work and bicycle

---

## **Exclusions**

---

Owner's personal belongings.

---

## **Disclaimer**

---


The Company offers the details of this vessel or yacht in good faith but cannot guarantee or warrant the accuracy of this information nor warrant the condition of the vessel. A buyer should instruct his representatives, agents, or his surveyors, to investigate such details as the buyer desires validated. This vessel or yacht is offered subject to prior sale, price change, or withdrawal without notice.

---

# PHOTOS

---


**Foredeck**




**Starboard**




**Helm**




**Controls**




**Flybridge**




**Flybridge Controls**




**Foredeck**



**Gas Grill & Stainless Refrigerator**



**Salon**



**Galley**




**Master Stateroom**



**VIP Stateroom**




**Guest Stateroom**



**Engine Room Entry**



**Lazarette & Workshop Steering Room**




**Water Maker**



**Engine Room/Main Engines**




**Engine Room Switchboards**



**Engine Room/Battery Charger**




**Engine Room/Circuit Breakers**




**Engine Room**



**Engine Room**




**Engine Room**



**Engine Room**



**Engine Room/Fuel Tank**



**Engine Room/Furnace**




**Engine Room Stabilizer Reservoir**



**Generator**




**Lazarette**



**Tender with Crane**




**Aft Deck**



**Transom/Swim Platform**




**Chain Locker**



**Running Gear**




**Skeg**




**54' Vripack Long Range Cruiser LADY GALATHEA**




**GA Plans**




**GA Plans**



**GA Plans**



**GA Plans**





# CONTACTS

---

Andrey Shestakov, leading yacht broker of the sales department of Shestakov Yacht Sales Inc. Shestakov Yacht Sales Inc., the official representative of the Miami/Fort Lauderdale FL headquarters.

## Contact details

---

Email: **andrey@shestakovyachtsales.com**

Web: [shestakovyachtsales.com/en/](https://shestakovyachtsales.com/en/)

## Telephones

---

USA: **+1(954)274-4435**

## Office hours

---

Monday – Saturday: **9:00 - 21:00** EDT

Sunday: **closed**

## Address

---



Harbour Towne Marina, 850 NE 3rd St, STE 213, Dania, FL 33004