

NONE — WELLCRAFT



Builder: WELLCRAFT

LOA: 25' 0" (7.62m)

Year Built: 1979

Model: Cruiser

Price: PRICE ON APPLICATION

Location: United States

Our experienced yacht broker, Andrey Shestakov, will help you choose and buy a yacht that best suits your needs **NONE — WELLCRAFT** from **our catalogue**. Presently, at **Shestakov Yacht Sales Inc.**, we have a wide variety of yachts available on **our sale's list**. We also work in close contact with all the big **yacht manufacturers** from all over the world.

If you would like to buy a yacht **NONE — WELLCRAFT** or would like help answering any questions concerning purchasing, selling or chartering a yacht, please call **+1(954)274-4435**

TABLE OF CONTENTS

TABLE OF CONTENTS	2
SPECIFICATIONS	4
Overview	4
Basic Information	4
Dimensions	4
Speed, Capacities and Weight	4
Accommodations	4
Hull and Deck Information	5
Engine Information	5
DETAILED INFORMATION	6
25' Wellcraft Engines and Mechanical	6
25' Wellcraft Electrical and Electronics	6
25' Wellcraft Deck, Safety and Miscellaneous	6
25' Wellcraft Disclaimer	7
Exclusions	7
Disclaimer	7
PHOTOS	8
25' Wellcraft Starboard Profile Photo2	8
25' Wellcraft Port Aft Profile	8
25' Wellcraft Starboard Aft Profile	8
25' Wellcraft View Foredeck	8
25' Wellcraft Helm Photo1	8
25' Wellcraft Helm Photo2	8
25' Wellcraft Companion Seat	9
25' Wellcraft Stern Seating	9
25' Wellcraft Stateroom	9
25' Wellcraft Engine Compartment	9
25' Wellcraft Mercury Outdrives	9

CONTACTS	10
Contact details	10
Telephones	10
Office hours	10
Address	10

SPECIFICATIONS

Overview

This Wellcraft Nova 250 XL has been very well taken care of. She has been a fresh water boat all of her life and has all new vinyl installed, seats, sun pads and trim. New Sunbrella canvas, new v-berth material along with a replaced forward deck core area and a new Bomar hatch. Her drives have been recently serviced with new drives installed in 2013 one is still under warranty and her engines are in great shape. The Nova 250 XL has a Dick Cole designed deep V-Hull and will plane in an instant with almost no lifting of her bow. She has a comfortable cabin with two 8 foot berths and 360 degree padded racing seats, teak trim that been fully restored. Her 108 gallon fuel tank will deliver you over a 200 mile range at a cruising speed over 30+ MPH.

Basic Information

Category: Cruiser

Sub Category: Flush Deck Pilothouse

Model Year: 1979

Year Built: 1979

Country: United States

Dimensions

LOA: 25' 0" (7.62m)

Speed, Capacities and Weight

Fuel Capacity: 108 Gallons

Accommodations

Total Berths: 2

Hull and Deck Information

Hull Material: Fiberglass

Deck Material: Composite Fiberglass

Engine Information

Engines: 2

Manufacturer: Mercury

Model: 350 Cubic Inch

Engine Type: I/O

Fuel Type: Gas/Petrol

DETAILED INFORMATION

25' Wellcraft Engines and Mechanical

MerCruiser 350 CI 260 HP Inboards

Merc Drives New 2013 SE106

Readi AMP 15-Auto Battery charger

2x Hydraulic pumps one for each drive drives

Drives were replaced with new in 2013

Shifter cables new 2013

Bellow and Gimble Bearings are new

25' Wellcraft Electrical and Electronics

Standard Speed Gauge

Standard Depth Gauge

Full Engine Gauges

Fusion Sound Systems

4x Speakers

25' Wellcraft Deck, Safety and Miscellaneous

Anchor Danforth, 6' Chain & 200' Rode

Dual Axle Elete Custom Trailer

2x Dock lines

Port-A-Potty

Barrier Coated Hull

Upgraded Stainless Steel railing and hardwad

25' Wellcraft Disclaimer

The Company offers the details of this vessel in good faith but cannot guarantee or warrant the accuracy of this information nor warrant the condition of the vessel. A buyer should instruct his agents, or his surveyors, to investigate such details as the buyer desires validated. This vessel is offered subject to prior sale, price change, or withdrawal without notice.

Exclusions


Owner's personal belongings.

Disclaimer

The Company offers the details of this vessel or yacht in good faith but cannot guarantee or warrant the accuracy of this information nor warrant the condition of the vessel. A buyer should instruct his representatives, agents, or his surveyors, to investigate such details as the buyer desires validated. This vessel or yacht is offered subject to prior sale, price change, or withdrawal without notice.

PHOTOS


**25' Wellcraft Starboard Profile
Photo2**




25' Wellcraft Port Aft Profile




25' Wellcraft Starboard Aft Profile




25' Wellcraft View Foredeck



25' Wellcraft Helm Photo1



25' Wellcraft Helm Photo2



25' Wellcraft Companion Seat



25' Wellcraft Stern Seating




25' Wellcraft Stateroom



25' Wellcraft Engine Compartment



25' Wellcraft Mercury Outdrives



CONTACTS

Andrey Shestakov, leading yacht broker of the sales department of Shestakov Yacht Sales Inc. Shestakov Yacht Sales Inc., the official representative of the Miami/Fort Lauderdale FL headquarters.

Contact details

Email: **andrey@shestakovyachtsales.com**

Web: shestakovyachtsales.com/en/

Telephones

USA: **+1(954)274-4435**

Office hours

Monday – Saturday: **9:00 - 21:00** EDT

Sunday: **closed**

Address



Harbour Towne Marina, 850 NE 3rd St, STE 213, Dania, FL 33004