

FREYA — LINSSEN



Builder: LINSSEN

Year Built: 2002

Model: Trawler

Price: PRICE ON APPLICATION

Location: United States

LOA: 43' 0" (13.11m)

Max Draft: 4' 0" (1.22m)

Cruise Speed: 9 Kts. (10 MPH)

Max Speed: 10 Kts. (12 MPH)

Our experienced yacht broker, Andrey Shestakov, will help you choose and buy a yacht that best suits your needs **Freya — LINSSEN** from **our catalogue**. Presently, at **Shestakov Yacht Sales Inc.**, we have a wide variety of yachts available on **our sale's list**. We also work in close contact with all the big **yacht manufacturers** from all over the world.

If you would like to buy a yacht **Freya — LINSSEN** or would like help answering any questions concerning purchasing, selling or chartering a yacht, please call **+1(954)274-4435**

TABLE OF CONTENTS

| | |
|------------------------------|----|
| TABLE OF CONTENTS | 2 |
| SPECIFICATIONS | 6 |
| Overview | 6 |
| Basic Information | 6 |
| Dimensions | 6 |
| Speed, Capacities and Weight | 7 |
| Accommodations | 7 |
| Hull and Deck Information | 7 |
| Engine Information | 7 |
| DETAILED INFORMATION | 8 |
| Walkthrough | 8 |
| Overview | 8 |
| Salon | 8 |
| Galley | 8 |
| Electronics | 9 |
| Master Stateroom | 9 |
| Master Head | 9 |
| Guest Stateroom | 9 |
| Guest Head | 9 |
| Mechanics | 9 |
| Electrical System | 10 |
| Aft Deck | 10 |
| Decks | 10 |
| Hull | 10 |
| Additional Information | 11 |
| Exclusions | 11 |
| Disclaimer | 11 |
| PHOTOS | 12 |

| | |
|----------------------|----|
| Air Compressor | 12 |
| Dinette | 12 |
| Engine 1 | 12 |
| Engine 2 | 12 |
| Galley | 12 |
| Head 1 | 12 |
| Hull | 12 |
| Head 2 | 12 |
| Interior Stairs | 13 |
| Master Stateroom | 13 |
| Guest Stateroom | 13 |
| Aft Deck | 13 |
| Aft Deck Seat Locker | 13 |
| Batteries | 13 |
| Bottom | 13 |
| Bow | 13 |
| Lower Cabin 1 | 14 |
| Lower Cabin Door 2 | 14 |
| Circuits | 14 |
| Dinghy | 14 |
| Dinette | 14 |
| Engine 1 | 14 |
| Engine 2 | 14 |
| Engine 3 | 14 |
| Engine 4 | 15 |
| Engine 5 | 15 |
| Engine 6 | 15 |
| Foredeck 1 | 15 |
| Foredeck 2 | 15 |

| | |
|--------------------|----|
| Galley 1 | 15 |
| Galley 2 | 15 |
| Galley 3 | 15 |
| Guest Head Sink | 16 |
| Guest Head | 16 |
| Heater | 16 |
| Layout | 16 |
| Lower Salon | 16 |
| Lower Helm | 16 |
| Salon | 16 |
| Master Suite | 16 |
| Master Head | 17 |
| Generator | 17 |
| Rudder | 17 |
| Master Shower | 17 |
| Upper Helm | 17 |
| Upper Salon Lounge | 17 |
| Forward V Berth | 17 |
| Haulout Port | 17 |
| Haulout Starboard | 18 |
| Running Gear 1 | 18 |
| Running Gear 2 | 18 |
| Haulout Stern | 18 |
| Shaft | 18 |
| Dinghy | 18 |
| CONTACTS | 19 |
| Contact details | 19 |
| Telephones | 19 |
| Office hours | 19 |

Address

19

SPECIFICATIONS

Overview

A "De Vries Lentsch" design, the "Grand Sturdy" edition is the flagship of Linssen Yachts. Famous Dutch steel construction with state-of-the-art techniques and facilities, attractive flowing lines, and a conspicuous mixture of classic and modern elements, this is a strong and tough yacht with an individual look, classified under Category B for navigating in seas of possible wind strengths up to Beufort Scale 8 and possible wave heights up to and including 13 feet. The Grand Sturdy represents the ultimate in Linssen Yachts classic design. Linssen Yachts has been building these Dutch quality full displacement yachts for over 65 years and builds more steel yachts than any builder in the world (more than 3,000 built to date). The DeVries Lentsch design is attractively modern, strong, tough and with an individual functionality. The Grand Sturdy line is equipped with ultra-effective sound-absorbing and an anti-rumble package researched and developed from the famous Noise & Vibration Bureau. With a draft of only 4 feet, air draught capable of easily being lowered from 22' to 14', this Linssen is an ideal boat for the Bahamas, the Great Loop, or anywhere that a Category B small ship might be needed. M/V Freya is powered by twin 145hp Volvo Penta engines with a cruise speed of 8 knots and max speed of 10.3 knots. Her 1/4 inch steel hull has a full keel with skeg protected props. This fully equipped special yacht, for sale by her original owner, has been well maintained and spent all of her cruising life in New England with much of it in fresh water. She is in under covered storage at Lake Champlain. Preliminary Listing: new photos coming soon!

Basic Information

Category: Trawler

Sub Category: Displacement

Model Year: 2002

Year Built: 2002

Country: United States

Vessel Top: Bimini Top

Dimensions

LOA: 43' 0" (13.11m)

LWL: 35' 8" (10.87m)

Max Draft: 4' 0" (1.22m)

Speed, Capacities and Weight

Cruise Speed: 9 Kts. (10 MPH)

Cruise Speed Range: 480

Max Speed: 10 Kts. (12 MPH)

Displacement: 419 Pounds

Water Capacity: 116 Gallons

Holding Tank: 58 Gallons

Fuel Capacity: 308 Gallons

Accommodations

Total Cabins: 2

Total Berths: 2

Sleeps: 4

Total Heads: 2

Hull and Deck Information

Hull Material: Steel

Deck Material: Teak

Hull Color: Blue

Hull Finish: Plastic

Hull Designer: De Vries Lentsch

Engine Information

Engines: 2

Manufacturer: Volvo Penta

Model: TAMD-41

Engine Type: Inboard

Fuel Type: Diesel

DETAILED INFORMATION

Walkthrough

Entrance is from the aft helm station deck down a few stairs into the spacious salon. Lower helm station is to port; dining table and seating is starboardside. Forward is a well equipped galley and dinette. The dinette converts to double bunk. The forward cabin has upper/lower bunks and ensuite head. The large master stateroom with ensuite head is aft of the salon. Engines and mechanicals are accessed from hatches in the salon. Upper helm station with full electronics is on the starboard side of the aft deck. Full walkaround side decks with large foredeck.

Overview

Old world charm combined with fine Dutch workmanship gives an elegant, warm, and comfortable ambiance. Good lighting and ventilation throughout. White V-grooved overhead liners Varnished teak and ash soles Solid cherry cabinet doors & drawers Cherry panelled walls Roller bearing doors Retractable curtains w/ coordinating upholstery

Salon

Entry into the salon is through the aft deck via a teak door with sliding panel roof and down a few stairs into the open, airy, and spacious salon. The salon presents warm ambiance with quality cherry cabinetry and cheerful decor while large panoramic windows provide generous lighting and fresh air ventilation options. Large U-shaped settee and dining table are on starboard side; a large storage cabinet, liquor cabinet, and full helm station are to port. Solid teak companionway door w/glass insert Cherry dining table w/fiddles Upholstered settee Overhead wooden hand rail Wooden stairpost w/handrail Large overhead fixed hatch (4) fixed side windows Screened opening window portside Opening center window Generous stowage Baseboard heating FM/AM stereo w/CD player

Galley

Well equipped U-shaped galley starboardside is functional in design and practical in use. Convenient for safe cooking at sea. Large dinette seating for 4 converts to sleeping berth to port. Stainless steel sink Siemens stove/Ceran 4 burner electric cooktop Isotherm refrigerator w/freezer Engle top-load freezer/refrigerator Generous stowage Corian countertop (4) opening port lights w/screens Baseboard heating

Electronics

The lower helm station is on the port side of the salon and has a full suite of electronics. Upholstered helm seat. Raymarine ST6000 Autopilot Raymarine RL70RC radar/chart plotter Raymarine 114LP DGPS sensor Raymarine VHF radio Raytheon ST-60 Tridata (depth, log, speed) Raytheon ST-60 rudder angle indicator Raytheon ST-60 fluxgate compass Tachometer w/engine hour meters Temperature gauges or lights w/alarm Oil pressure gauges or lights w/alarm Voltage meters w/alarm Dual ignition switch Fuel tank gauges

Master Stateroom

Large master stateroom offers warmth, privacy, comfort, and generous stowage with numerous cabinets, large hanging locker, and drawers. Ensuite head with separate ensuite shower. Full sized island bed Opening hatch w/screen (4) Portlights w/tinted glass, screens (4) Recessed lights (2) Reading lights Baseboard heating

Master Head

Ensuite head is forward and to starboard with freshwater head and cherry vanity with molded-in sink and Corian countertop. Forward and to port is a full stand-up tiled shower with bench. PAR electric head Ceramic tiled soles Heated towel rack Permanent ventilation Opening portlight w/screen Shelves, drawers, cabinets Baseboard heating

Guest Stateroom

Guest stateroom has upper and lower berths, hanging lockers, cabinets and drawers. Ensuite head. Lower double bed Single upper bed (2) Hanging lockers Opening hatch w/screen (2) portlights w/screens Overhead recessed lighting

Guest Head

Fully tiled ensuite guest head is starboardside. PAR freshwater electric head Tiled ceramic sole Cherry vanity Shelves Corian countertop Recessed overhead lighting Permanent ventilation Opening port light w/screen Baseboard heating

Mechanics

Well equipped including options and upgrades. Reverse cycle AC and heating plus separate baseboard heating in the salon, galley, and two staterooms. (2) Volvo Penta 145hp engines (1260 hrs) Vetus bow thruster Vetus steering system (2) Bronze 25x20

5 blade propellers (2) 1&1/2" SS shafts (2) Cruisair AC/Heat w/4 controls (salon, galley, master, & guest) Diesel baseboard heating (salon, galley, master, & guest) Hot water tank 14gls Hot & cold water pressure system Automatic fire suppression system Super Sound insulation system Super quieting muffler (2) Fuel tanks w/ inspection plates w/crossover manifold, sight gauges (2) Freshwater tanks w/inspection plates & sight gauges Gray water tank (58 gal) Black water tank (58 gal) Holding tank level indicators, gw & bw

Electrical System

Onan 7kW generator w/sound shield (840hrs) (4) Marine deep discharge starting batteries (new 2014) (4) Marine deep discharge house batteries (new 2012) (4) 12V outlets 110V electrical system 60Amp alternator Automatic 12V/60Amp battery charger AC/DC electrical panel 50 Amp shore power outlet (2) 50' Shore power cords Automatic 12V/60 amp battery charger

Aft Deck

The aft deck has entry door to the interior on the port side forward. On the starboard side is a helm station with full electronics. Double helm seat has cushioned seating with directionreversible bolstered back. Raymarine ST6000 Autopilot Raymarine 120 Chartplotter/radar Raytheon ST-60 Tridata (depth, log, speed) Raytheon ST-60 rudder angle indicator Raytheon ST-60 steering compass Icom VHF radio Tachometer w/engine hour meters Temperature gauges or lights w/alarm Oil pressure gauges or lights w/alarm Voltage meter w/alarm Dual ignition switch Fuel tank gauges (2) Waterproof stereo speakers Linssen Grand Sturdy - Freya Page 6 of 10 Enameled SS swim platform w/inlaid teak grating Under-mounted SS swim ladder Shower on swim platform Kato Marine davits (new 2005) Zodiac 10' dinghy (new 2005) Johnson 15hp motor (new 2005)

Decks

Open boarding gates w/chain port & starboard SS boarding ladder Teak aft, side, and fore decks Non-skid decks Polished aluminum windshield w/5 sided tinted glass Polished SS handrails on cabin top Oversized custom SS handrails, forward, sides, and aft decks Aluminum powder coated hinged mast (4) Double SS bollards (2) SS single bollards (2) SS cleats Electric anchor windlass Bruce anchor 33# w/150' chain Fortress anchor w/8' chain, 150' nylon rode Spare dock lines, new Spare fenders Bimini top w/ connecting dodger (2) Windshield wipers Compressed air horn (2) Dorade vents

Hull

Full displacement hull, computer controlled plasma cut, and constructed of 1/4" steel with fused zinc barrier coating. Full keel with protected props and skeg hung rudders. Epoxy coated yacht finish paint in dark green. 1/2" dual cross engine stringers.

Additional Information

January 2016 price reduction! A whopping \$50,000 price reduction shows the owners' motivation in getting this great yacht sold! Now asking only \$295,000. M/V Freya was an original Linssen New England dealer boat show demonstrator yacht and was sold to her original and current owner in 2004. The owner is a professional mariner who has lightly cruised his "gentleman's yacht" primarily in the Great Lakes. She has been stored in a heater covered facility most winters since purchase. Full servicing was performed on the main engines, generator, and outboard at the latest winterizing and haulout in 2014/15. The hull was recently waxed and buffed. This yacht has a clean history with a pedigree of build and ownership. Linssen

Exclusions

Owner's personal belongings.

Disclaimer


The Company offers the details of this vessel or yacht in good faith but cannot guarantee or warrant the accuracy of this information nor warrant the condition of the vessel. A buyer should instruct his representatives, agents, or his surveyors, to investigate such details as the buyer desires validated. This vessel or yacht is offered subject to prior sale, price change, or withdrawal without notice.

PHOTOS

Air Compressor



Dinette



Engine 1



Engine 2




Galley



Head 1



Hull



Head 2



Interior Stairs



Master Stateroom



Guest Stateroom



Aft Deck



Aft Deck Seat Locker



Batteries



Bottom



Bow



Lower Cabin 1



Lower Cabin Door 2



Circuits



Dinghy




Dinette



Engine 1



Engine 2



Engine 3



Engine 4



Engine 5



Engine 6



Foredeck 1



Foredeck 2



Galley 1



Galley 2



Galley 3



Guest Head Sink



Guest Head



Heater



Layout



Lower Salon



Lower Helm



Salon



Master Suite



Master Head



Generator



Rudder



Master Shower



Upper Helm



Upper Salon Lounge




Forward V Berth



Haulout Port




Haulout Starboard



Running Gear 1




Running Gear 2



Haulout Stern



Shaft



Dinghy



CONTACTS

Andrey Shestakov, leading yacht broker of the sales department of Shestakov Yacht Sales Inc. Shestakov Yacht Sales Inc., the official representative of the Miami/Fort Lauderdale FL headquarters.

Contact details

Email: **andrey@shestakovyachtsales.com**

Web: shestakovyachtsales.com/en/

Telephones

USA: **+1(954)274-4435**

Office hours

Monday – Saturday: **9:00 - 21:00** EDT

Sunday: **closed**

Address



Harbour Towne Marina, 850 NE 3rd St, STE 213, Dania, FL 33004