

POLLIBELLE — SEA RAY



Builder: SEA RAY

Year Built: 2013

Model: Motor Yacht

Price: PRICE ON APPLICATION

Location: United States

LOA: 35' 0" (10.67m)

Beam: 11' 4" (3.45m)

Max Draft: 2' 6" (0.76m)

Our experienced yacht broker, Andrey Shestakov, will help you choose and buy a yacht that best suits your needs **Pollibelle — SEA RAY** from **our catalogue**. Presently, at **Shestakov Yacht Sales Inc.**, we have a wide variety of yachts available on **our sale's list**. We also work in close contact with all the big **yacht manufacturers** from all over the world.

If you would like to buy a yacht **Pollibelle — SEA RAY** or would like help answering any questions concerning purchasing, selling or chartering a yacht, please call **+1(954)274-4435**

TABLE OF CONTENTS

TABLE OF CONTENTS	2
SPECIFICATIONS	5
Basic Information	5
Dimensions	5
Speed, Capacities and Weight	5
Accommodations	5
Hull and Deck Information	6
Engine Information	6
DETAILED INFORMATION	7
Upgrades	7
Vessel Walkthrough	7
Hull & Deck Features	8
Cockpit	8
Helm	9
Salon	9
Galley	10
V-Berth	10
Head	10
Mid-Berth	11
Electronics	11
Mechanical / Engine	11
Bow	12
Electrical Systems	12
Underwater Gear	12
Exclusions	12
Exclusions	13
Disclaimer	13
PHOTOS	14

Pollibelle Profile	14
Port Bow Profile	14
Starboard Profile	14
Starboard Aft	14
Aft Profile	14
Aft	14
Swim Platform	14
Cockpit Forward	14
Cockpit Seating	15
Cockpit Overview	15
Cockpit Refrigerator & Grill to Starboard	15
Sport Spoiler	15
Helm Station	15
Helm Station (2)	15
Helm w/ Pivoting Dual Bench Seating	15
Walk-Thru Glass	15
Port Lounger and Door to Salon	16
Seating Layout w/Port Lounger	16
Companionway to Salon	16
Companionway Aft	16
Salon Forward	16
Salon Port	16
Salon Aft	16
Galley	16
Galley (2)	17
Galley Stove	17
V-Berth	17
V-Berth (2)	17
Guest Head	17

Guest Head (2)	17
Guest Head (3)	17
Mid-Berth	17
Mid-Berth (2)	18
Mid-Berth (3)	18
Mid-Berth Mirrored Aft Wall	18
Mid-Berth Storage Closets	18
Windlass	18
Engine Room	18
Engine Room	18
Engine Room	18
Engine Room	19
Engine Room	19
CONTACTS	20
Contact details	20
Telephones	20
Office hours	20
Address	20

SPECIFICATIONS

Basic Information

Category: Motor Yacht

Model Year: 2013

Year Built: 2013

Country: United States

Vessel Top: Bimini Top

Dimensions

LOA: 35' 0" (10.67m)

Beam: 11' 4" (3.45m)

Max Draft: 2' 6" (0.76m)

Speed, Capacities and Weight

Displacement: 15840 Pounds

Gross Tonnage: 8 Pounds

Water Capacity: 40 Gallons

Holding Tank: 28 Gallons

Fuel Capacity: 225 Gallons

Accommodations

Total Cabins: 2

Sleeps: 6

Total Heads: 1

Hull and Deck Information

Hull Material: Fiberglass

Deck Material: Fiberglass

Hull Configuration: Modified V-Hull

Hull Color: White

Hull Designer: Sea Ray

Exterior Designer: Sea Ray

Interior Designer: Sea Ray

Engine Information

Engines: 2

Manufacturer: Mercury Mercruiser

Model: 350 MAG AXIUS

Engine Type: Inboard

Fuel Type: Gas

DETAILED INFORMATION

Upgrades

- T-ECT 8.2 MAG **Axius** BR3 380hp - Joystick Maneuverable
- Warranty - Passport Premiere covers Captains Class, Generator & Navigation Electronics - Expires 5/9/19
- TV w/DVD/Gaming Port
- Vacuum System - Central
- Macerator w/Seacock Interlock System
- Generator-Kohler-Gas-120v/60 5.0kW
- Sun Pad w/ Folding Back
- Sirius Satellite Radio
- Cockpit Refrigerator Dual Volt
- Grill -Built In Cockpit
- Swim Platform, Underwater Lighting
- Spotlight, 5" Remote-Controlled
- Raymarine Chartplotter/ GPS/Radar
- Gel-Coated Dash

Vessel Walkthrough

Pollibelle is a 2013 350 Sea Ray Sundancer powered by Twin Mercury Mercruiser Engines with Axius propulsion. The engines are covered under a Premiere Passport Warranty which includes Captain's Class, Generator and Navigation Electronics and expires 5/9/19.

Pollibelle is perfect for both laid-back and large-scale cruising and has a social Cockpit that converts to a sunpad as well as a raised helm with double pivoting bench seating and advanced electronics. The Salon has two opposing plush seating/entertaining areas, wood cabinetry and a solid wood dinette table.

Pollibelle's amenities start in the V-Berth cabin with an island-style bed with storage and head. The wood trimmed Mid-Berth includes dual twin bunks that converts to a double berth with slide-out base.

Pollibelle is easy to see as it is located at our MarineMax Clearwater facility.

Please copy and follow the link below for a full screen slide show:

Hull & Deck Features

- Swim Platform, Underwater Lighting **UPGRADE**
 - Spotlight, 5" Remote-Controlled **UPGRADE**
 - Gel Coat, Arctic White
 - Bow & Stern Eyes, Stainless Steel
 - Bow Rail, Stainless Steel w/Welded Stanchions
 - Cleats, Custom Sea Ray 10" Thru-Bolted - Stainless Steel (8)
 - Deck Fill Plates, Stainless Steel
 - Drain Plugs, Brass-Threaded - Garboard (2)
 - Graphics, Striping
 - Handrails, Stainless Steel - Sport Spoiler (2)
 - Handrails, Stainless Steel - Transom (2)
 - Handrails, Stainless Steel - Windshield (2)
 - Hatch, Deck Vent - Translucent w/Locks & Sky Screen Cover
 - Hull Windows, Extra Large - Fixed (2)
 - Light, Stern
 - Lights, Navigation - Stainless Steel
 - Resin, High-Performance Vinylester
 - Rub Rail, PVC w/Stainless-Steel Insert
 - Shipping Cover
 - Skylights (2)
 - Storage, Transom Wall
 - Swim Platform, Integral
 - Thru-Hull Fittings, Stainless Steel
 - Vent System, Engine Room - Integral w/Stainless-Steel Grille
 - Windshield, Tempered/Tinted Curved Glass w/Walk-Thru & Stainless-Steel Supports
 - Windshield Wipers
-
- **Mooring System:** Anchor, Galvanized Anchor Chute, Stainless Steel Anchor Rope/Chain Storage w/Gas Assisted Hatch Windlass, Rope/Chain w/Foot Switches

Cockpit

- Refrigerator - Dual Volt **UPGRADE**
- Grill - Built In **UPGRADE**
- Beverage Holders (10)
- Carpet Liner, Snap-In
- Cooler, Carry-On w/Designated Storage
- Door, Cabin Entry (Sliding & Lockable) - Fiberglass w/Integral Steps

- Door, Transom - Acrylic w/Stainless-Steel Frame
- Floor Liner, Fiberglass - Self-Bailing
- Hatch, Engine Room - Electrically Actuated w/Emergency Pull Handle & Prop Rod
- Lighting, Indirect
- Outlet, 12V Accessory
- Outlet, 120V GFI Protected
- Seating, Port C-Shape - Converts to Sunpad
- Seating, Port Lounger
- Seating, Helm Bench w/Dual Flip-Up Thigh-Rise Bolsters, Adjustable Captain's Seat & Fiberglass Storage Base
- Sport Spoiler, Molded Fiberglass (Seamless) w/Overhead Lighting
- Steps, Boarding - Molded-In
- Storage, Side Panel - Helm
- Table, Cockpit - Solid Teak w/Dedicated Storage & Sun Pad Filler Cushions
- Wet Bar w/Stainless-Steel Sink, Faucet, Beverage Holders, Stainless-Steel Handrail, Solid-Surface
- Countertop, Trash Receptacle & Storage Below

Helm

- Gel-Coated Dash **UPGRADE**
- Alarms, High-Water - Bilge & Cabin
- Compass
- Emergency Start System - Engines
- Horn
- Instrument Panels
- SmartCraft Diagnostics: - Instrumentation, Custom Sea Ray SmartCraft 4-in-1 Multi-gauges (2) w/Glass Lenses, Low-Glare Blue Night Lighting & Chrome Bezels (Includes: Fuel Level, Oil Pressure, Voltmeter & Water Temperature) - SmartCraft System Speedometer (Includes: Air & Water Temperature, Combined Fuel Level Range & GPS Interface) - SmartCraft System Tachometers (2) (Includes: Depth, Engine Alarms/Hour Meters, Fuel Consumption/Usage & Trim Level)
- SmartCraft Digital Throttle & Shift (DTS) w/Trim Switch
- Steering, Power-Assisted
- Steering, Tilt Wheel
- Steering Wheel, Wood-Accent
- Switch Pads, Illuminated Weatherproof Electronic w/ISO Symbols & Dimmer Control
- Tilt & Trim, Power (Sterndrives Only)

Salon

- TV w/DVD/Gaming Port **UPGRADE**
- Vacuum System - Central **UPGRADE**
- Lighting, 12V
- Sofas, Port & Starboard
- Steps, Cabin Entry w/Teak Treads & Non-Slip Inlays
- Storage, Gunwale Cabinets
- Table, Dinette - Solid Wood w/Dedicated Storage
- TV, Flatscreen w/Remote DVD Player, Gaming System Port, DVD Storage, Coax Outlet & Gain Control

Galley

- Countertop, Solid Surface w/Stainless-Steel Sink w/Cover & Faucet
- Handrail, Stainless Steel
- Lighting, 12V
- Microwave, 120V/60 Cycle
- Outlet, 12V Accessory
- Power Vent, 12V
- Refrigerator, Dual-Voltage - 120V/12V
- Storage, Drawers w/Cutlery Insert
- Storage, Upper & Lower
- Stove, 120V Two Burner Pups
- Trash Receptacle

V-Berth

- Berth, Double (Island Style) w/Visco Elastic Foam Mattress & Storage Below
- Curtain, Privacy (Hideaway)
- Mirrored Rope Locker Bulkhead
- Sheet Set - Fitted (Neutral Color)
- Storage Cabinet w/Shelves
- Storage, Hanging Locker

Head

- Flooring - Simulated Teak
- Handrail, Stainless Steel
- Head (VacuFlush)
- Head, Enclosed - Full Fiberglass w/Shower & Curtain
- Mirror, Head Door - Full Length
- Mirror, Head Wall

- Power Vent, 12V
- Shower Wand w/Vertical Adjustment
- Storage, Medicine Cabinet
- Storage, Upper Shelves w/Stainless-Steel Rails
- Vanity w/Sink, Solid-Surface Countertop, Faucet w/Pullout Sprayer & Storage Below

Mid-Berth

- Curtain, Privacy (Hideaway)
- Mirrored Bulkhead
- Seating, Dual Twin Bunks - Converts to Double Berth w/Slide-Out Base & Dedicated Filler Cushion Storage
- Seating, Port Single
- Storage, Drawer
- Storage, Hanging Locker
- Storage, Upper & Lower

Electronics

- Raymarine Chartplotter/ GPS/Radar **UPGRADE**
- Sirius Satellite Radio **UPGRADE**

Mechanical / Engine

- **Engines:** Twin Mercruiser Axius ECT 8.2 - 380hp - Joystick Maneuverable **UPGRADE** Warranty - Passport Premiere covers Captains Class, Generator & Navigation Electronics - Expires 5/9/19 Hours: Port 68 Starboard: 69
- **Generator:** 5.0 kW Kohler - Low Emission - Gas, 120V/60 Cycle **UPGRADE**
Hours: 73
- **Engine Room:** Macerator w/Seacock Interlock System **UPGRADE** Bilge Pump, 12V Automatic Bilge Pumps, 12V Automatic High-Water (1 Bilge, 1 Cabin) Blowers, 12V Bilge (2) Fire Suppression System - Automatic w/Manual Pull Gel-Coated Engine Room, Pearl Insulation, Engine Room - 2" w/Vinyl Barrier Under Main Hatch Lighting, 12V Oil Filters - Remote

- Fuel System: Fuel Lines, USCG - Type A-1 Fuel Tanks, Aluminum w/Electric Shutoff Valves & Electric Sending Units
- Waste System: Head System (VacuFlush) Holding Tank Level Indicator - MDP Holding Tank w/Dockside Pump-Out (28 Gallon) Sump Box w/Pump - Automatic

Bow

- Sunpad w/Folding Back **UPGRADE**
- Stainless Steel Railing

Electrical Systems

- Battery Charger/Converter, 120V/60 Cycle
- Battery Switches (2)
- Battery Trays w/Mounts
- Breaker Panels, Waterproof - Electronic Interface Modules & Dash Dimmer (Helm & Engine Room) Isolator, Galvanic
- Mercathode II
- Panel, DC Main Breaker
- Panel, Main Distribution - AC
- Panel, Main Distribution - DC
- Shore Power, Dual 30 Amp/120V/60 Cycle w/50' Cords & Adapters
- Wiring, Color Coded w/Chafe Protection

Underwater Gear

- Propellers, Stainless Steel
- Trim Tabs, Hydraulic

Exclusions

- Owners Personal Property

Exclusions


Owner's personal belongings.

Disclaimer


The Company offers the details of this vessel or yacht in good faith but cannot guarantee or warrant the accuracy of this information nor warrant the condition of the vessel. A buyer should instruct his representatives, agents, or his surveyors, to investigate such details as the buyer desires validated. This vessel or yacht is offered subject to prior sale, price change, or withdrawal without notice.

PHOTOS


Pollibelle Profile



Port Bow Profile




Starboard Profile



Starboard Aft




Aft Profile




Aft



Swim Platform




Cockpit Forward




Cockpit Seating



Cockpit Overview




Cockpit Refrigerator & Grill to Starboard




Sport Spoiler




Helm Station



Helm Station (2)



Helm w/ Pivoting Dual Bench Seating



Walk-Thru Glass



Port Lounger and Door to Salon



Seating Layout w/Port Lounger




Companionway to Salon



Companionway Aft



Salon Forward



Salon Port



Salon Aft



Galley



Galley (2)



Galley Stove



V-Berth



V-Berth (2)



Guest Head



Guest Head (2)



Guest Head (3)



Mid-Berth



Mid-Berth (2)



Mid-Berth (3)



Mid-Berth Mirrored Aft Wall



Mid-Berth Storage Closets




Windlass



Engine Room



Engine Room



Engine Room



Engine Room



Engine Room



CONTACTS

Andrey Shestakov, leading yacht broker of the sales department of Shestakov Yacht Sales Inc. Shestakov Yacht Sales Inc., the official representative of the Miami/Fort Lauderdale FL headquarters.

Contact details

Email: **andrey@shestakovyachtsales.com**

Web: shestakovyachtsales.com/en/

Telephones

USA: **+1(954)274-4435**

Office hours

Monday – Saturday: **9:00 - 21:00** EDT

Sunday: **closed**

Address



Harbour Towne Marina, 850 NE 3rd St, STE 213, Dania, FL 33004