

BLUE GROTTO — SELENE



Builder: SELENE

Year Built: 2009

Model: Trawler

Price: PRICE ON APPLICATION

Location: United States

LOA: 55' 0" (16.76m)

Beam: 16' 8" (5.08m)

Max Draft: 5' 11" (1.80m)

Cruise Speed: 9 Kts. (10 MPH)

Max Speed: 12 Kts. (14 MPH)

Our experienced yacht broker, Andrey Shestakov, will help you choose and buy a yacht that best suits your needs **Blue Grotto — SELENE** from **our catalogue**. Presently, at **Shestakov Yacht Sales Inc.**, we have a wide variety of yachts available on **our sale's list**. We also work in close contact with all the big **yacht manufacturers** from all over the world.

If you would like to buy a yacht **Blue Grotto — SELENE** or would like help answering any questions concerning purchasing, selling or chartering a yacht, please call **+1(954)274-4435**

TABLE OF CONTENTS

TABLE OF CONTENTS	2
SPECIFICATIONS	5
Overview	5
Basic Information	5
Dimensions	5
Speed, Capacities and Weight	6
Accommodations	6
Hull and Deck Information	6
Engine Information	6
DETAILED INFORMATION	7
Salon	7
Galley	8
Raised Pilothouse	8
Master Stateroom	11
VIP Stateroom	12
VIP Head	12
Aft deck/ Cockpit	12
Electronics and Navigation systems	13
Lazarette	14
Engine Room & mechanical equipment	14
Exclusions	16
Disclaimer	16
PHOTOS	17
Salon	17
Salon	17
Salon	17
Galley	17
Bar	17

Icemaker in pilothouse	17
Pilothouse	17
Pilothouse w/ watch berth	17
Pilothouse	18
Pilothouse helm	18
Passageway with Laundry	18
Master	18
Master	18
Master stateroom w/ office	18
Master Head	18
Master head and shower	18
VIP	19
VIP	19
VIP head and shower	19
Aft deck	19
Selene 55	19
Flybridge	19
Flybridge helm	19
Flybridge	19
Flybridge	20
Flybridge	20
Davit	20
Boat deck	20
Engine room	20
Engine room	20
Engine room	20
Lazarette	20
Battery bank in lazarette	21
Blue Grotto	21

Selene 55 Blue Grotto	21
CONTACTS	22
Contact details	22
Telephones	22
Office hours	22
Address	22

SPECIFICATIONS

Overview

The most well equipped and well cared for Selene on the market. "Blue Grotto" is in excellent condition and has been lovingly cared for by her original owners since her launch in 2009. Maintained with an open checkbook policy, she is ready and equipped to cruise today.

*****NOTABLE FEATURES*****

Single Cummins QSL9 405HP w/ Keypower hydraulic get home system

Keypower Hydraulic stabilizers with 9 sq ft fins

Sidepower bow and stern thrusters - 13HP each

Factory Fiberglass Hardtop

Expanded master stateroom w/ Office and larger ensuite head

450 gallon per day Watermaker

Hull painted Awlcraft 2000 in 2014

Extensive electronics package w/ redundant systems DYSID:2853528

Basic Information

Category: Trawler

Model Year: 2009

Year Built: 2009

Country: United States

Dimensions

LOA: 55' 0" (16.76m)

LWL: 54' 4" (16.56m)

LOD: 55' 6" (16.92m)

Beam: 16' 8" (5.08m)

Max Draft: 5' 11" (1.80m)

Speed, Capacities and Weight

Cruise Speed: 9 Kts. (10 MPH)

Max Speed: 12 Kts. (14 MPH)

Displacement: 110000 Pounds

Water Capacity: 400 Gallons

Holding Tank: 110 Gallons

Fuel Capacity: 1400 Gallons

Accommodations

Total Cabins: 2

Sleeps: 4

Crew Berths: 1

Hull and Deck Information

Hull Material: Fiberglass

Engine Information

Engines: 1

Manufacturer: Cummins

Model: QSL 9

Engine Type: Inboard

Fuel Type: Diesel

DETAILED INFORMATION

Salon

Cabinetry throughout the yacht in Cherry w/ Mappa Burl counter tops

Diamond Sea Glaze Series 250 Dutch door with dogs

Leather upholstered U-shape settee w/ slide out extension filler for an extra berth

Expandable Teak with ebony inlay dining/cocktail table w/ high-low assist

Two Custom Teak chairs opposite the settee

USB connection under the settee for laptop connection to GPS/ Navigation system

Samsung 42" LED HD TV w/ wifi with TV lift in the stbd cabinetry

Bose 2000 surround sound theater system and speakers

Apple TV

Sony BlueRay DVD player

KVH HD7 Satellite system

Enter the enlarged, custom-designed salon via a Dutch Door from the cockpit or the steps from the pilot house. To port is a U-shaped settee that seats 8 comfortably for dinner using the opposite custom built chairs on the starboard side. An extendable hydraulic high-low cocktail/dining table is in front of the settee. The settee converts to a berth by sliding out the main part of the settee, dropping two hinged supporting posts, and inserting a filler. The underside of the settee contains a USB port connecting to the GPS systems to allow for navigation and planning on notebook computers from the comfort of the salon.

Across from the settee are two custom teak chairs framing an entertainment center, with glass front for infrared access. Directly behind the entertainment cabinet rising out of the mappa burl countertop is a 42" wifi connected LED HD TV, hidden when not in use. The TV accepts signals from its own wifi system, a HD over-the-air antenna on the mast, an Apple TV system, a BlueRay DVD or the KVH HD7 satellite system, all passing through a state of the art Bose theater audiovisual system with mini-speakers and a powerful hidden subwoofer. The system, which also feeds the TV in the master stateroom, also allows for the recording or watching of five separate channels simultaneously with its built-in, high capacity, DVR. Finally, there is a connected cherry wood stand for an iPod which feeds digital music to the ship-wide audio entertainment system (with control stations on the flybridge, in the cockpit, in the master stateroom

and in the pilothouse).

Forward of the entertainment area is a set of large cabinets and drawers for storage, with a large entertainment counter that is perfect for buffet dinners and parties, which is directly adjacent to a custom-built bar display area with attractive glass-front doors and room for dozens of bottles of wine and other spirits.

Galley

U shape galley to Port with granite countertops and raised bar

Frigoboat K50F keel-cooled refrigerator/freezer , efficient DC operation

Force 10 gas range and oven w/ 4 burners

GE JVM1490SH microwave/convection oven w/ Exhaust fan and vent overboard

Double bowl stainless steel sink w/ high neck extendable faucet

Broan Model #1055 Trash compactor

Raritan 85B505-1 120V Icemaker (located just forward of the pilothouse

Cabinets and drawer storage throughout

Additional Frigaboat keel cooled freezer located in the lazarette

The ship's U-shaped galley is just forward of the salon. A granite countertop and granite-topped bar defines its space. Unlike other Selenes with TVs mounted on the frontside of the galley bar, Blue Grotto's galley countertop offers plenty of room for the gourmet cook and plenty of hidden countertop storage for easy equipment access.

Galley equipment includes a Force 10 propane range and oven, GE Microwave/convection oven, Broan compactor, and stainless steel Frigoboat keel-cooled refrigerator/freezer (large deep interior and efficient DC operation without any noise or heat). An exhaust fan integral to the microwave is vented overboard. A double stainless steel sink with a high-neck/extendible faucet is to port beneath a large opening window. There are a numerous storage lockers and drawers beneath the granite counter and overhead lockers on all three sides, integrating a wine glass storage rack.

Raised Pilothouse

RAISED PILOTHOUSE FEATURES

L shape settee to port with leather upholstery and teak table

Watch berth with leather upholstery behind the settee

Stidd Helm adjustable helm chair w/ footrest (ultraleather upholstery)

Custom teak and maple helm wheel

Chart storage and drawers beneath the watch berth

Raritan Icemaker located just forward of the stairs from the galley

RAISED PILOTHOUSE CONTROLS AND EQUIPMENT

Garmin 5215 touchscreen GPS MAP chartplotter (2)

Garmin GMR 404 4ft open array radar

Garmin GDL 30A Sat weather/audio receiver

Garmin GMI 10 NMEA multi- input displays (3)

Garmin GSD -22 Blackbox sonar and transducer

Simrad Autopilot (AP28, AC42, RC42, RF300, RPU160)

Simrad WR20 wireless remote control for autopilot

Simrad AI-50 AIS w/ independent display

Echopilot 3D Color forward looking Sonar

Airmar DT812BV Smart NMEA 2000 Sonar

Airmar B164 -12-GAR 1kw transducer and temp sensor

Airmar PB200 NMEA 2000 Ultrasonic weather station

Standard Horizon Quantum GX5500S Radio (2)

Standard Horizon RAM+ remote (2)

Standard Horizon 240SW hailer horn and PA (2)

Four station Polyplaner multi zone entertainment system(XM, Apple, 6-CD, AM/FM, router)

Glendenning electronic engine controls (1 primary system and a complete back up system)

Cummins Smartcraft engine display

Sidepower bow and stern thruster controls (15HP each)

KeyPower Stabilizer control (9' sq ft fins)

KeyPower control for Hydraulic get home system

Kahlenberg controls for dual air horn

ACR 2742 CAT I Global Fix EPIRB

Maretron Simnet NMEA 2000 Adapters (3)

Speco waterproof camera in cockpit and engine room

Cell amplifier and antenna

Forward and three steps up from the salon/galley area is the pilothouse. The pilothouse is also accessed from the decks via Dutch doors port and starboard, from the flybridge via aft steps and via the companionway stairs, which lead down to the accommodations and engine room. This exceptionally well equipped area is the nerve center of the boat. It also has its own HVAC system and air handler to ensure comfort in any weather.

Within the companionway down to the staterooms are louvered doors with cedar lined cabinets behind for storage, also containing the central vacuum system. In the companionway leading aft to the galley are the storage cabinets containing the remote controls for the davit, the windlass (with rode counter) and the thrusters and engine, the large capacity Raritan icemaker, and the touch-screen for monitoring and controlling the watermaker.

Aft and to port is a large L-shaped settee with a watch berth above and behind it and a table in front. Beneath the watch berth are multiple large chart drawers and storage compartments. Centered and forward is the main helm, a custom designed teak and maple. An oversized deluxe helm chair positions the captain with a sweeping 290 degree view and a comfortable reach to one of the most extensively equipped navigation centers on any yacht of this size.

An extensive list of equipment at the main helm including Glendinning electronic engine controls (primary system and complete back-up system), Cummins Smartcraft engine display, networked and touch-screen Garmin 5215 screens (2), Garmin Gmi 10 multifunction displays(2), Simrad AIS transponder (with additional multifunction screen), Simrad autopilot with handheld remote, video camera feeds from the engine room and cockpit (reverse "rear mirror" view), Airmar Ultrasonic weather station, multiple GPS-independent VHF radios, and an EchoPilot 3D color Forward Looking Sonar, in addition to a Garmin high-definition fish-finder/depth sounder and redundant Maretron depth and temperature transducer.

The networking of these weather, sonar, radar, AIS, autopilot and navigation systems

allows for a very high degree of personalization of the displays (up to four on each of the large screens) providing for an optimized “situation awareness” for each situation presented. A single screen can display radar, MARPA radar target data, AIS target data, a chart display, sonar information, autopilot data and true or relative wind. The three additional customizable screens can then add even more information for the unique situation presented. Whether on an ocean transit across shipping lanes at 3:30 AM or a passage through the shoaling waters of the Eastern Intercoastal Waterway, you will always be confident of your awareness of the situation and hazards.

Additional displays and controls below the navigation panel include, double joystick controls for the SidePower 15 HP bow and stern thrusters, Glendinning electronic engine controls and back-up system, touch-screen digital controls for the KeyPower stabilizers (9 sq. ft. fins), joystick control for the KeyPower get home hydraulic system, actuator for the Kahlenberg dual horn system, additional remote windlass controls, windshield wiper controls (including intermittent operation and wash), and rudder angle indicator. An extensive array of panels are then below these controls for operation and monitoring of the multiple 12 volt converter systems, the extensive 24 volt system and the 110 and 220 AC electrical plants. These include monitoring systems for all five battery banks, a Mastervolt MACC monitor for battery bank percentage charge and time remaining, combiners for main and secondary banks, controls and monitors for the Northern Lights 20kW generator, and controls for shore power configurations. These systems were designed by the nationally renowned Taylor Marine Services and provide for the utmost in security and reliability.

In the starboard forward corner of the pilothouse, within easy reach of the captain’s chair is one of four controls for the PolyPlaner ship-wide entertainment system. From each of these stations (which double as intercoms) the user can select from AM, FM, iPod, iPhone, XM/Sirius satellite, or CD sources.

Master Stateroom

Upon descending the stairs from the pilothouse, passing the central vacuum storage on the right, and entering the companionway, on the port side is a conveniently located, full size, Bosch washer and Bosch drier (strategically located with easy access rear panels in the adjoining linen lockers in the master stateroom head).

A full-beam master stateroom suite is located under the pilothouse for maximum space and comfort at anchor or underway, as this is the quietest location on the vessel with the least wave noise. It also has the least motion. The queen-sized berth is centerline in the boat and is bathed in light from the six portholes of the space. A digital safe for security of valuables is concealed within the suite. The suite has its own hanging lockers, dressers, vanity, and a large separate and private head. The master head has a granite-topped counter with a wash basin, oversized Tecma toilet, and a large comfortable separate shower stall.

By removing the small master head of the standard Selene layout to the area forward of the master stateroom, this design opens up a large area on the port side of the space where Blue Grotto has a custom bowed desk and seating area. This area is enhanced with multiple storage lockers that include a cell amplifier, networked printer, boat-wide cell-to-wifi system and the stateroom HVAC air handler.

VIP Stateroom

The VIP has a queen island berth and is located in the forward end of the vessel. Like the master, it has its own heating controls as well as a hatch/emergency exit overhead. Lockers, book shelves, and cabinetry symmetrically line the port and starboard sides of the stateroom. Large drawers beneath the centerline berth provide even more storage. Throughout all compartments, hanging lockers are solid cedar lined and self-illuminating.

Four portholes, provide light and ventilation. They are fitted with screens and storm covers.

The guest head is aft of the VIP stateroom and includes a basin, Tecma toilet, separate ventilation system and a full-size stall shower. Portholes over the basin and within the shower compartment provide ventilation and light.

VIP Head

The guest head is aft of the VIP stateroom and includes a basin, Tecma toilet, separate ventilation system and a full-size stall shower. Portholes over the basin and within the shower compartment provide ventilation and light.

Aft deck/ Cockpit

Using either of the side gates or the gate from the swim platform directly into the cockpit which, is particularly spacious. It can easily accommodate several chairs and a nice sized table for relaxing and entertaining.

A spiral staircase leads to the flybridge & boat deck for convenience and safety. Within which is a hanging locker and a smaller storage locker suitable for extra electrical cables, hoses and other deck equipment. Within the cockpit are shore power inlets (see "Electrical" below), a hot/cold freshwater shower, and a raw water bib for wash-downs.

The integral swim platform is full-width and has a swim ladder easily accessible from the water. "Staples" provide a sure grip and handhold when boarding/ deboarding the dink, a kayak, or when landing fish.

There is a remote helming unit which plugs in at the cockpit and the Portuguese bridge providing engine gear and throttle plus thruster controls to give up close and personal maneuvering capability in close quarters.

Two electric downriggers attach SS brackets in the cockpit. Alternatively, a spool holding 600' of line attaches for stern ties to the shore.

Electronics and Navigation systems

Garmin GPS MAP 5215 touch screen chart plotters - Two in the pilothouse

Garmin GPS MAP 5212 touch screen chart plotter (Flybridge)

Garmin GMR404 4ft radar array with pedestal

Garmin GDL 30A satellite weather/audio receiver

Garmin GMI 10 NMEA multi-input displays (3)

Garmin GSD-22 blackbox sonar and transducer

Simrad autopilot (AP28, AC42, RC42, RF300, RPU160)

Simrad WR20 wireless remote control

Simrad AI-50 AIS with independent display

Airmar DT812BV Smart NMEA 2000 sonar

Airmar B164-12-GAR 1kW thru-hull sonar transducer and temp sensor

EchoPilot 3D Color Forward Looking Sonar

Airmar PB200 NMEA 2000 ultrasonic weather station

Standard Horizon Quantum GX5500S radio (2)

Standard Horizon RAM+ remote (2)

S/H 240SW hailer horn and PA (2)

Four station PolyPlanar multi-zone entertainment system (with XM, Apple, 6-CD, AM/FM, router)

ACR 2742 Cat I Globalfix EPIRB

Speco Ultra wide angle waterproof camera in ER

Speco reverse image waterproof camera in cockpit

Shakespeare SRA-40 antennae (4)

Maretron Simnet NMEA 2000 adapters (3)

Cell amplifier and antenna

Bose 2000 surround sound theater system

Samsung 42" LED wifi-enabled HD TV

Sony BluRay DVD

Apple TV

TV lift

KVH HD7 satellite tracking system

Lazarette

Glendenning Cable CM7 Cablemaster

Frigoboat K50 F Keel cooled freezer - 5 cubic feet

Sea Recovery Aquamatic 450 GPD watermaker

House bank batteries - 10 Lifeline 4D AGM deep cycle

MasterVolt 24/2500 watt Inverter

From the large cockpit hatch above or the watertight engine room door forward, access is gained to the lazarette, where several large storage lockers and collateral equipment and systems are located, including: 1000 amp-hour house and 460 amp-hour stern thruster battery banks (all new in 2015 LifeLine batteries with temperature sensors), Mastervolt 2500 inverter, built-in freezer with Frigoboat keel-cooled compressor and controls, Arid Bilge system for maintaining dry and odor-free bilges, high-pressure fresh water wash-down pump, manual dewatering system for each of four water-tight compartments, manual helm, Simrad autopilot hydraulics, controls for underwater lights, 15 HP SidePower stern thruster and cut-off controls and 450 gal/day Aqua Marine watermaker with ultraviolet antibacterial system and controls. The lazarette's cherry wood cabinetry and finished overhead make this an attractive, as well as functional, ship's space.

Engine Room & mechanical equipment

Cummins QSL9 - 405 HP

Twin Disc MG5082SC Transmission

Keypower KP3500 get home drive

Keypower KPRSF - 9' sq. foot fins

Amartech BV Axiseal shaft seal - 3 inch

Amartech BV shaft line cutters

Northern Lights 20 Kw Generator - Model M844LW2

Racor 75/1000 MAX dual fuel filter/separator - 1 for Engine, 1 for generator

ESI CFS-1000FRE Fuel polishing system

Reverso GP3015 Oil change system

Mastervolt 24 Volt chargers - two - 24/100C & 24/100-3

Mastervolt Inverter 24/2500 - 2500 watt (Located in Lazarette)

Lifeline 4D Batteries - 12V 210 Ah - Two Engine start, Two Generator start

Lifeline 4D AGM deep cycle Batteries for house - 10 Total (Located in Lazarette)

Xantrex Heart Pathmaker Model 84-2094-03 Battery Combiner

Newmar GI-50 50 amp Galvanic isolator

Eaton Vickers Hydraulic pump mounted on generator

Hehr High Output Alternator - 24V DC 200AMP

Rule 2000 GPH 24V DC bilge pumps - 4 total (ER, Master, VIP, Lazarette)

Whale Seaward BP4410 manual bilge pump

Fireboy-Xintex MA2 -1100 - FM200 Engine room fire suppression

Headhunter Mach 5 XR-124 Freshwater pump

Torrid MVS 20 gal hot water tank

Jabsco engine room blower - Two

Dometic RX series compressors - Two in engine room, One in pilothouse

Teleflex Marine Power steering

Hynautic steering cylinders

Dometic PML500 Seawater pump for freezer

Exclusions

Owner's personal belongings.

Disclaimer

The Company offers the details of this vessel or yacht in good faith but cannot guarantee or warrant the accuracy of this information nor warrant the condition of the vessel. A buyer should instruct his representatives, agents, or his surveyors, to investigate such details as the buyer desires validated. This vessel or yacht is offered subject to prior sale, price change, or withdrawal without notice.

PHOTOS

Salon



Salon



Salon



Galley



Bar



Icemaker in pilothouse



Pilothouse



Pilothouse w/ watch berth



Pilothouse



Pilothouse helm



Passageway with Laundry



Master



Master



Master stateroom w/ office



Master Head



Master head and shower



VIP



VIP



VIP head and shower



Aft deck




Selene 55




Flybridge



Flybridge helm



Flybridge



Flybridge



Flybridge



Davit



Boat deck




Engine room




Engine room



Engine room



Lazarette



Battery bank in lazarette



Blue Grotto



Selene 55 Blue Grotto



CONTACTS

Andrey Shestakov, leading yacht broker of the sales department of Shestakov Yacht Sales Inc. Shestakov Yacht Sales Inc., the official representative of the Miami/Fort Lauderdale FL headquarters.

Contact details

Email: **andrey@shestakovyachtsales.com**

Web: shestakovyachtsales.com/en/

Telephones

USA: **+1(954)274-4435**

Office hours

Monday – Saturday: **9:00 - 21:00** EDT

Sunday: **closed**

Address



Harbour Towne Marina, 850 NE 3rd St, STE 213, Dania, FL 33004