

ISLAND TIME — PDQ



Builder: [PDQ](#)

Year Built: 2002

Model: Catamaran

Price: PRICE ON APPLICATION

Location: United States

LOA: 34' 0" (10.36m)

Beam: 16' 10" (5.13m)

Min Draft: 2' 4" (0.71m)

Max Draft: 2' 4" (0.71m)

Cruise Speed: 7 Kts. (8 MPH)

Max Speed: 17 Kts. (20 MPH)

Our experienced yacht broker, Andrey Shestakov, will help you choose and buy a yacht that best suits your needs **ISLAND TIME — PDQ** from **our catalogue**. Presently, at **Shestakov Yacht Sales Inc.**, we have a wide variety of yachts available on **our sale's list**. We also work in close contact with all the big **yacht manufacturers** from all over the world.

If you would like to buy a yacht **ISLAND TIME — PDQ** or would like help answering any questions concerning purchasing, selling or chartering a yacht, please call **+1(954)274-4435**

TABLE OF CONTENTS

| | |
|---|----|
| TABLE OF CONTENTS | 2 |
| SPECIFICATIONS | 6 |
| Overview | 6 |
| Basic Information | 6 |
| Dimensions | 6 |
| Speed, Capacities and Weight | 7 |
| Accommodations | 7 |
| Hull and Deck Information | 7 |
| Engine Information | 7 |
| DETAILED INFORMATION | 8 |
| Introduction | 8 |
| Vessel Walkthrough & Accommodations | 8 |
| Galley | 8 |
| Salon | 9 |
| Staterooms | 9 |
| Head & Shower | 10 |
| Electrical System | 10 |
| Engine & Mechanical | 10 |
| Lower Helm - Electronics & Navigation | 11 |
| Flybridge - Electronics & Navigation | 11 |
| Deck Equipment | 12 |
| Broker's Comments | 13 |
| Exclusions | 13 |
| Disclaimer | 13 |
| PHOTOS | 14 |
| Lower Helm Bridge Deck and Passageway to Aft Deck | 14 |
| Salon Settee | 14 |
| Salon Bridge Deck Settee | 14 |

| | |
|--------------------------------|----|
| Galley in port hull, forward | 14 |
| Master Stateroom Queen Berth | 14 |
| Flybridge forward | 14 |
| Wide, safe Side Decks | 15 |
| Forward Deck Profile | 15 |
| Twin Anchor Rodes | 15 |
| Genset in forward port Locker | 15 |
| Flybridge profile | 15 |
| Port Side Deck | 15 |
| Starboard Side Deck | 15 |
| Hatches forward - storage | 15 |
| Dockside Connections | 16 |
| Dinghy with OB motor | 16 |
| Aft Deck | 16 |
| Aft Deck on port side | 16 |
| Dinghy Hoist | 16 |
| Covered Aft Deck to portside | 16 |
| Aft Deck facing aft | 16 |
| Forward Deck from Flybridge | 16 |
| Flybridge aft | 17 |
| Safe Stairs to Flybridge | 17 |
| Upper Helm | 17 |
| FB Ram mike | 17 |
| Raymarine on Flybridge | 17 |
| Radio & CD Player | 17 |
| Flybridge Helm | 17 |
| Flybridge to port | 17 |
| Flybridge aft | 18 |
| TV-Aft Camera Display in Salon | 18 |

| | |
|---------------------------------------|----|
| Port Engine | 18 |
| Port Engine - overhead | 18 |
| Port Engine Room - aft | 18 |
| Starboard Hull | 18 |
| Head - forward | 18 |
| Head - aft | 18 |
| Master Stateroom to aft | 19 |
| Head - forward in stbd hull | 19 |
| Guest Stateroom | 19 |
| Guest Queen Berth | 19 |
| GSR forward to Galley | 19 |
| Adler Barbour Refrigerator/Freezer | 19 |
| Galley - sink, store & microwave | 19 |
| Galley to hullside | 19 |
| 2-burner propane Stove | 20 |
| Northern Lights Genset Panel | 20 |
| AC/DC Panel | 20 |
| Battery Charger/Invertor | 20 |
| Invertor/Charger Panel | 20 |
| Starboard Engine Access in MSR | 20 |
| Lower Helm double-wide Seat | 20 |
| Square Settee | 20 |
| Bridge Deck Settee to aft | 21 |
| TV swivels to face square Settee | 21 |
| Lower Helm Navigation/Instrumentation | 21 |
| Lower Helm to starboard | 21 |
| Lower Helm Radar | 21 |
| Lower Helm GPS | 21 |
| Lower Helm and Salon | 21 |

| | |
|-------------------|----|
| Ice Maker | 21 |
| Bridgedeck Settee | 22 |
| CONTACTS | 23 |
| Contact details | 23 |
| Telephones | 23 |
| Office hours | 23 |
| Address | 23 |

SPECIFICATIONS

Overview

ISLAND TIME is a very unique PDQ 34. The boat is highly customized and exceptionally well maintained. I have see many newer boats that do not look this nice. Because the owners are so experienced you will see numerous improvements that bring her close to the features offered in the later models. The MV/34 is a "CAT," so you won't find odd shaped nooks and crannies like other boats. What you will find, and really appreciate, are (2) cabins large enough to hold queen size beds, loads of storage space, lots of interior light and extensive ventilation throughout. The salon/dinette area seats (6) or more comfortably and the helm is positioned nicely for the Captain to be included in the socializing. The flybridge is accessed by steps, not a ladder and is big enough to accommodate the whole visiting party. The deck area has grab rails everywhere and the walkways are wide enough for (2) people to pass one another easily. Docking is a breeze with a sharp turning radius due to the wide drive line spacing.

Basic Information

Category: Catamaran

Sub Category: Cruiser

Model Year: 2002

Year Built: 2002

Country: United States

Vessel Top: Bimini Top

Fly Bridge: Yes

Dimensions

LOA: 34' 0" (10.36m)

LWL: 33' 11" (10.34m)

Beam: 16' 10" (5.13m)

Min Draft: 2' 4" (0.71m)

Max Draft: 2' 4" (0.71m)

Clearance: 12' 3" (3.73m)

Speed, Capacities and Weight

Cruise Speed: 7 Kts. (8 MPH)

Max Speed: 17 Kts. (20 MPH)

Displacement: 12000 Pounds

Water Capacity: 80 Gallons

Holding Tank: 45 Gallons

Fuel Capacity: 184 Gallons

Accommodations

Total Cabins: 2

Total Berths: 2

Sleeps: 4

Total Heads: 1

Hull and Deck Information

Hull Material: Fiberglass

Hull Configuration: Catamaran

Engine Information

Engines: 2

Manufacturer: Yanmar

Model: 4JH4-TE

Engine Type: Inboard

Fuel Type: Diesel

DETAILED INFORMATION

Introduction

Owner is open for all reasonable offers! **ISLAND TIME** is one of the early MV 34's that reflects a lot of knowledgeable owner upgrades to enhance the "livability" of the yacht. *Photos do not do this yacht justice*, you really need to see her personally to appreciate the extensive upgrades and condition of this boat. The Owner had an "open checkbook" policy when making this boat "theirs"--outside, inside and mechanically. They made her a boat they are proud of and reliable. Their pride of ownership shows. They are the type of Owners you want to buy a boat from.

As you enter the Salon you will find a large open space with excellent ventilation and visibility, dinner and lounge seating for six and entertainment seating for 10. The PDQ 34 boasts a lower and upper helm, twin queen berths (down two steps) and a very functional Head. The flybridge is large with excellent visibility. The decks are wide and easy to navigate when moving around the boat.

The performance and economy of the boat has yet to be matched by any other boat on the market. With the twin 75 hp diesels she consumes less than 1.5 gph at 7 knots and has a top speed of about 17 knots.

The propeller are so far apart that handling for docking is in increments of inches not feet, even in the windiest of weather.

Vessel Walkthrough & Accommodations

The Galley is well laid out and uses its space very efficiently. It is located mid-ship in the port hull. The Galley is open to the Salon and Dinette area and provides good ventilation and ease in socializing with people in the Salon while performing Galley chores.

- Adler Barbour 12Volt Refrigerator/Freezer
- (2) Burner Propane stove
- Sink Cover/Cutting Board
- Complete Galley Equipment/Utensils
- Kenmore Microwave Oven
- Convection Oven
- Large Pantry
- Lots of dry storage in lift up teak and holly soles and in cupboards and drawers

Galley

The Galley is well laid out and uses its space very efficiently. It is located mid-ship in the

The Galley is well laid out and uses its space very efficiently. It is located mid ship in the port hull. The Galley is open to the Salon and Dinette area and provides good ventilation and ease in socializing with people in the Salon while performing Galley chores.

- Adler Barbour 12Volt Refrigerator/Freezer
- (2) Burner Propane stove
- Sink Cover/Cutting Board
- Complete Galley Equipment/Utensils
- Kenmore Microwave Oven
- Convection Oven
- Large Pantry
- Lots of dry storage in lift up teak and holly soles and in cupboards and drawers

Salon

The Salon area of the MV/34 is one of her most appreciated features. With lots of large windows, excellent ventilation and comfortable seating, she is hard to beat.

- New upholstery and foam cushion upgrade for both the square Settee and the bridge deck Settee and Berber carpet, all new in 2013
- Phantom Screen on Door
- JVC CD/Stereo System
- 2-12v Fans
- 32" LCD Vizio TV on rotating bracket (for aft facing cockpit camera and entertainment TV) with new DVD
- Dometic Portable ice maker--new 2013
- "Piano" bar w/seating for three
- Custom cocktail table at piano bar
- Custom blinds
- Valence, A, B, and C pillars all custom and reupholstered
- Custom salon table
- New Custom and bound carpet
- Book storage behind lower helm
- Ventilation hatch in Salon ceiling
- (2) reading lights
- (2) 12V fans
- Custom storage area over Generator controls
- Custom storage tray under salon table
- Custom hand holds throughout

Staterooms

Each Stateroom features a Queen Size Berth, comfortable foam mattresses, ventilation

hatches and opening ports, and large hanging & storage lockers.

The owner has also installed fans, a 19" LCD TV in MSR with DVD, and custom bookcases in both Staterooms. Peak-a-boo shades are installed on all ports.

Head & Shower

The Head is located on the Starboard Side forward. It contains convenient storage spaces, manual toilet and shower.

- Jabsco manual Toilet
- Manual overboard holding tank discharge pump
- 45 Gal. Holding Tank
- Gray water overboard pump
- Custom shower seat

Electrical System

The PDQ 34 electrical system is designed for efficient live-aboard cruising. The critical components are a good reliable Northern Lights generator, larger house battery bank, large capacity Charger / Inverter and minimum reliance on shore power. Details include:

- Northern Lights 5KW Genset (1157 HRS)
- Magna Sine 2000w Inverter/100 AMP Charger
- (24) DC Breakers
- (12) AC Breakers
- Dual Shore & Genset Mains
- Volt & Amp Metering
- Twin (30) Amp Shore Power connections
- (2) Shore Power Cables
- (4) AGM Batteries-House 110AMP/HR Each
- (1) AGM Battery start each Engine
- (1) Battery start Generator

Engine & Mechanical

ISLAND TIME is powered by Twin 75 HP Yanmar Turbo-Charged Diesels. This provides cruise speed of 15 knts and a fuel burn of about 4.5 GPH. These engines have been meticulously maintained including the heat exchangers, water pumps and turbos (complete engine servicing 225 hours ago). They are in excellent working order. ISLAND TIME is also equipped with the 4 blade propellers which significantly reduce vibration and noise. For Bahamas cruising convenience a large capacity RO watermaker

is installed.

- Twin Yanmar 75 HP Diesels
- Racor 500 Fuel Filters
- Force 10 Water Heater new in 2012
- Cruisair reverse cycle 16,000 BTU A/C unit (Salon)
- Cruisair reverse cycle 7,000 BTU A/C unit new in 2013 (Staterooms)
- Spectra 12V 6 GPH Watermaker (new 2008 - currently pickled)
- Complete Inventory of Spare Parts on Board
- Dripless Stuffing Boxes
- New cutlass bearing 2012
- 12V Engine Room Exhaust Fans
- Dual Bilge Pumps
- Shore Power & Engine Hot Water
- Ball Valves on all Thru-Hull Fittings
- Engine room Lights
- Halon fire ext. system
- New 4 blade propellers (2010)
- ACU-Gauge tank monitoring system
- Lots of spare parts

Lower Helm - Electronics & Navigation

ISLAND TIME has all the basic navigational equipment .

LOWER HELM ELECTRONICS:

- Garmin 740S chartplotter
- Integrated Chart Plotter-GPS-Radar (RC 520)
- JVC Stereo CD + (4) Speakers
- 2Kw Raymarine Radar
- Standard Horizon VHF Radio (remote on FB)
- Raymarine 5002 Autopilot (remote on FB)
- Cruising Chips for Canada to Bahamas also Cruising Guides for East Coast
- Complete paper chart set for New England to Bahamas
- Raymarine ST 60 Depth sounder
- Speedtech weather instrument (in salon)
- Video camera facing aft (displays on TV) new in 2012

Flybridge - Electronics & Navigation

The Flybridge from the factory is a beautiful layout. The Radar Mast and Bimini Top can easily be dropped down by one person for cruising under low structures.

UPPER HELM ELECTRONICS

- Garmin 740S touch screen chartplotter new 2013
- Raymarine RL70 radar display
- Remote for Autopilot
- Ritchie Compass
- Custom Seat Cushions
- Flood Light On Mast
- Raymarine 124 VHF Radio
- Bimini w/Easy Drop Pop-Off Pins
- Helm chair Covers
- Ice Chest under Seat
- Two Pompanette helm chairs
- Two folding guest chairs
- Custom storage box for PFD's
- Custom Nav table and drink holder
- Teak stairs to flybridge
- Two 20 LB LPG tanks under flybridge console
- Rearview mirrors

Deck Equipment

In addition to the deck equipment, **ISLAND TIME** has a Heavy Duty Radar Mast with GPS Antenna, Radar Dome, VHF Antenna, and the required navigational lights. There are large storage lockers in each hull at the bow. The Northern Lights generator is installed in the port bow locker and is very accessible for maintenance. Each hull has a water-tight "crash" bulkhead built in below the waterline in the forward section of each hull. There are also nice storage areas located on top of the auxiliary fuel tank and the water tank under hatches just forward of the windshield. There is an aft cockpit Bimini that really adds to the comfort and use of the aft deck area.

- Fenders & Lines new 2013
- Electric Windlass-LEWMAR 1000 (new 2008)
- 35 lb delta anchor 30' Chain, 150' Rode
- 25 lb delta w/ 30' chain and 150 rode
- Custom anchor roller for 2nd anchor
- Custom Cockpit Bimini (new 2011)
- Swim Ladder
- Fresh/Raw Water Washdown
- 2013 Achilles HB280 DX RIB with 5ph Lehr propane Outboard
- Transom Shower
- Sunbrella Covers for front Windows
- Transom Hot/Cold Fresh Water Shower

- Custom electric dingy lift motor
- Textelene cover for front windows
- Multiple rod holders
- Teak flybridge stairs
- Custom storage compartments under aft bench seat
- Custom table and drink holders on aft bench
- 4 step dock steps with solar lights and handrail
- (3) Propane tanks
- Peekaboo shutters for all portholes
- Bottom painted (no blisters), new zincs, prop speed on propellers 10/2013
- Boat prepped and 4 coast of Awlgrip from deck up in 2013, new flybridge stripes and lettering
- New flybridge plexiglass windshield 2013
- New plexiglass covering flybridge instruments 2013
- New CD Radio with Blue Tooth in flybridge 2013
- New sunbrella instrument cover in flybridge in 2013
- New electric winch for lifting outboard motor in 2013

Broker's Comments

The current Owners have found **ISLAND TIME** to be fast, reliable, stable and an excellent liveaboard/cruising boat. The PDQ 34 is exceptionally well suited to coastal and Bahamas cruising. With the shallow draft, comfortable living accommodations, and remarkable fuel efficiency, she is hard to beat! **ISLAND TIME** is well equipped and ready for her next adventure with new owners.

Exclusions


Owner's personal belongings.

Disclaimer


The Company offers the details of this vessel or yacht in good faith but cannot guarantee or warrant the accuracy of this information nor warrant the condition of the vessel. A buyer should instruct his representatives, agents, or his surveyors, to investigate such details as the buyer desires validated. This vessel or yacht is offered subject to prior sale, price change, or withdrawal without notice.

PHOTOS


Salon Settee




**Lower Helm Bridge Deck and
Passageway to Aft Deck**




Salon Bridge Deck Settee



Galley in port hull, forward




Master Stateroom Queen Berth



Flybridge forward



Wide, safe Side Decks



Forward Deck Profile




Twin Anchor Rodes



Genset in forward port Locker




Flybridge profile



Port Side Deck



Starboard Side Deck



Hatches forward - storage



Dockside Connections



Dinghy with OB motor



Aft Deck



Aft Deck on port side



Dinghy Hoist



Covered Aft Deck to portside



Aft Deck facing aft



Forward Deck from Flybridge



Flybridge aft



Safe Stairs to Flybridge



Upper Helm



FB Ram mike



Raymarine on Flybridge



Radio & CD Player



Flybridge Helm



Flybridge to port



Flybridge aft



TV-Aft Camera Display in Salon



Port Engine



Port Engine - overhead



Port Engine Room - aft



Starboard Hull



Head - forward



Head - aft



Master Stateroom to aft



Head - forward in stbd hull



Guest Stateroom



Guest Queen Berth



GSR forward to Galley



Adler Barbour Refrigerator/Freezer



Galley - sink, store & microwave



Galley to hullside



2-burner propane Stove



Northern Lights Genset Panel



AC/DC Panel



Battery Charger/Invertor



Invertor/Charger Panel



Starboard Engine Access in MSR



Lower Helm double-wide Seat



Square Settee




Bridge Deck Settee to aft




TV swivels to face square Settee




Lower Helm to starboard



**Lower Helm
Navigation/Instrumentation**




Lower Helm Radar




Lower Helm GPS




Lower Helm and Salon



Ice Maker



Bridgedeck Settee



CONTACTS

Andrey Shestakov, leading yacht broker of the sales department of Shestakov Yacht Sales Inc. Shestakov Yacht Sales Inc., the official representative of the Miami/Fort Lauderdale FL headquarters.

Contact details

Email: **andrey@shestakovyachtsales.com**

Web: shestakovyachtsales.com/en/

Telephones

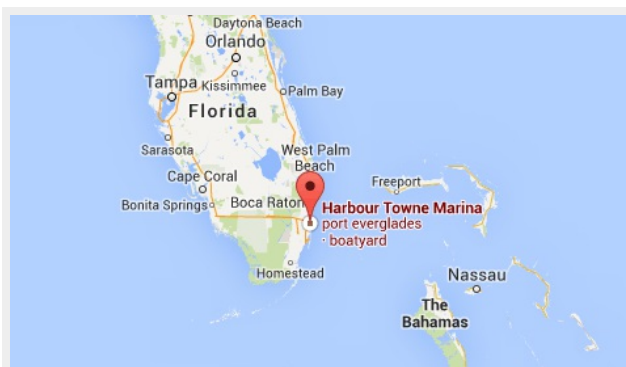
USA: **+1(954)274-4435**

Office hours

Monday – Saturday: **9:00 - 21:00** EDT

Sunday: **closed**

Address



Harbour Towne Marina, 850 NE 3rd St, STE 213, Dania, FL 33004