

50FT 2014 HANSE 505 — HANSE



Судостроитель: HANSE

Год постройки: 2014

Модель: Крейсерская яхта

Цена: ЦЕНА ЯХТЫ ПО ЗАПРОСУ

Местонахождение: United States

Длина общая: 51' 0" (15.54m)

Ширина: 15' 7" (4.75m)

Макс. осадка: 7' 6" (2.29m)

Купить 50ft 2014 Hanse 505 — HANSE а также выбрать подходящую вам яхту из нашего каталога яхт вам поможет опытный яхтенный брокер Андрей Шестаков. На сегодняшний день компания Shestakov Yacht Sales Inc. имеет большое количество яхт в собственном списке продаж, а также тесно сотрудничает со всеми крупными яхтенными производителями по всему миру.

Для того чтобы купить яхту 50ft 2014 Hanse 505 — HANSE а также проконсультироваться по любому вопросу связанному с покупкой, продажей, чартером яхт позвоните по телефону **+7(918)465-66-44**.

ОГЛАВЛЕНИЕ

ОГЛАВЛЕНИЕ	2
ХАРАКТЕРИСТИКИ	5
Обзор	5
Основная информация	6
Размеры	6
Скорость, вместимость и масса	6
Размещение	6
Корпус и палуба	6
Информация о двигателе	6
ПОДРОБНОЕ ОПИСАНИЕ	7
DIMENSIONS	7
ACCOMODATIONS	7
VESSEL WALK THROUGH	8
SALON & GALLEY	10
ELECTRICAL and ELECTRONICS	11
Mechanical	13
Sails and Rigging	13
Hull and Deck	15
Additional Equipment	17
BUILDERS COMMENTS	18
Key Features	18
Исключения	19
Отказ от ответственности	19
ФОТОГРАФИИ	20
Salon	20
Galley	20
Dinette	20
Salon-2	20

Dinette - open table	20
Galley-2	20
Galley- Washer/Dryer	20
Galley - Refrig	20
Nav Station	21
Forward - Master Cabin	21
Master cabin-2	21
Master - Shower Compartment	21
Master - Head compartment	21
Aft Cabin - Starbd	21
Wine Celler	21
Engine room	21
Cockpit	22
Cockpit-2	22
Stern =- Swim Platform -Down	22
Stern view	22
Stern - close-up	22
Cockpit	22
Steering station	22
Cockpit - view from aft	22
Nav Pod - Starbd Steering Station	23
Instruments	23
Cockpit - Lines led aft	23
Life raft	23
Cockpit -lines and winch	23
Boat at dock	23
Under sail	23
Under sail-2	23
At Dock - aft view	24

КОНТАКТЫ	25
-----	-----
Контактная информация	25
-----	-----
Телефоны	25
-----	-----
Время работы	25
-----	-----
Адрес	25
-----	-----

ХАРАКТЕРИСТИКИ

Обзор

MAJOR PRICE REDUCTION - OWNER MOTIVATED - CALL LISTING BROKER IMMEDIATELY

ALMOST NEW - HIGH PERFORMANCE CRUISER

Large Master Cabin Forward w/Separate Head & Shower Compartments - Centerline Queen Berth

2 Guest Aft Cabins w/Queen Berths - Additional 4th Cabin with Upper & Lower Berths

2 heads - 2 showers

Huge Linear Galley with 2 Refrigerator Pull Out Drawers, 1 Pull out Freezer

Complete B&G Electronics Suite w/Chart Plotter and Radar

Volvo D2 Diesel - Folding Prop - Generator - Water Maker - Bow Thruster - Clothes Washer

Large Cockpit - W: Twin Steering Wheels - Fold Down Swim Platform - Bimini & Dodger

This is a proven offshore passage maker with a recent Atlantic crossing. She was designed to be Fast, Comfortable, and Safe At Sea. Her interior features a spacious Galley, 3 large cabins, 2 heads , PLUS an additional crew/guest cabin.

She is an ideal family cruiser or compitative off shore performance vessel.

Please call the listing agent immediately to see this Extraordinary vessel.

CONCEPT • judel/ vrolijk & co designed hull with long LWL and outstanding beam • High free boards provide ample space and headroom below deck • The deck layout has been developed for fast cruising with optimum deck gear distribution and a "one step" high coach roof for safety • Modern sleek lines of the coach roof make the boat very appealing to a wide variety of people • Vinylester hull and sandwich deck, with a robust GRP inner grid and chain plates integrated into the hull • Clean cockpit with navpods on steering position for easy control. • Easy entrance without bridge deck • 54 degrees companion way stairs angle • Upgraded head in owners cabin • Large bathing platform with foldable helmsmen seats • Longitudinal generous galley on port • Retractable saloon table for lounge feeling • Less "edgy" interior design with lots of storage space • New luxury fabric trim panels in interior • Lots of natural light inside • Easy sailing

Vessel has been imported, duty paid, and is currently available to US residents

Основная информация

Тип судна: Крейсерская яхта

Подкатегория: Cruising/Racing Sailboat

Модельный год: 2014

Год постройки: 2014

Страна: United States

Размеры

Длина общая: 51' 0" (15.54m)

Длина по ватерлинии: 44' 6" (13.56m)

Ширина: 15' 7" (4.75m)

Макс. осадка: 7' 6" (2.29m)

Длина привального бруса: 50' 7"
(15.42m)

Скорость, вместимость и масса

Водоизмещение: 30900 Pounds

Вместимость воды: 177 Gallons

Вместимость сточного бака: 2 Gallons

Объем топливного бака: 79 Gallons

Размещение

Всего кают: 2

Всего коек: 2

Корпус и палуба

Материал корпуса: Fiberglass

Информация о двигателе

Производитель: Volvo

Модель: D2

Тип двигателя: Inboard

Тип топлива: Diesel

ПОДРОБНОЕ ОПИСАНИЕ

DIMENSIONS

DesignJudel / vrolijk & co

LOA..... 50 ft 7 in 15.4 meters

LWL 44 ft 6 in 13.54 m

Beam 15 ft 7 in 4.75 m

Draft..... 7 ft 8 in 2.38 m

Displacement30,900 lbs. (14.0 tonn)

Ballast 8,830 lbs.(4.0 tonn)

Engine..... Volvo D2- 75 HP (53kw).. (700 hours)

TANKAGE:

Water 177 gal 650 liter

Fuel 79 gal 300 liter

Mast height above water 72 ft 7 in 22.1 m

CE Certification(A Ocean)

ACCOMODATIONS

MASTER: Large forward cabin w/double berth with separate shower stall and head cubical

Full sized center-line berth - Square mattress

Large storage area beneath

Ladies vanity/dressing table with storage compartment and mirror

Indirect lighting

Hanging lockers and numerous storage lockers and cabinets

Book shelves along each side of hull

2 overhead hatches, 2 hull windows

Separate shower compartment with seat and vanity

Separate head (manual Flush) compartment with custom wash basin – lockers and mirror

2 reading lights

1 large hanging locker with shelves

1 smaller hanging locker with shelves

2 small opening flush hatches for head and shower

Bunk bed cabin to Port (aft) w/ 2 single berths

(2) Guest cabins aft – Port & starbd – each with:

Double berths with lots of storage, and cabinet space

Hanging locker with shelves

2 reading lights

Lockers along the hull

1 hull portlight

1 opening overhead portlight in port cabin

2 opening overhead portlights in stb cabin

1 large opening cockpit port-light

Comfort mattresses for all berths

Leather trimmed along hull and aft area

AFT HEAD (MANUAL FLUSH) WITH SHOWER

VESSEL WALK THROUGH

Hanse is the creator of the Individual Cabin Concept. They use this system to build a

production yacht that is comparable to a custom built yacht, at a competitive price.

The interior is a balanced composition of many components. The room proportions and lighting play an important role, alongside colors, furniture design, fabrics, and many special details. The Hanse factory takes pride in getting everything right so the owner will at home onboard.

Vessel is easily entered either from opening side gates in lifelines, or fold down swim platform at rear of cockpit. From cockpit a well-designed stairway leads to the Main Salon.

Salon is exceptionally bright and airy and well ventilated with overhead hatches and opening side ports. – Immediately to Starbd of the companionway, is the forward facing Nav station – Aft of the Nav station is a convenient day head. Further aft is the Starbd Aft Double berth Guest cabin.

To Port of the companionway is a bunk cabin with upper and lower single berths (ideal for a crew cabin or children's cabin) Aft of the bunk cabin is the second Double Berth Guest cabin.

Forward of the companionway to Starbd is an L-shaped dinette with additional seat inboard. This arrangement seats 8 guests with easy access to all seating areas. A low divider separates the dinette from the Linear Galley, which extends along the Portside of the Salon.

Forward of the Salon is the entrance to the large owner's en-suite cabin. With a private head compartment to Port, and separate shower compartment to Starbd. The master berth is on centerline, and there are numerous lockers and storage cabins, including a women's vanity to Port.

FEATURES:

Salon w/ L-Shaped settee to Starbd, Island sectional w/storage, Linear galley

Interior finished in American Cherry

Classic teak floor boards

All cabinets on board have automatic internal lighting

Companionway made from stainless steel frame, teak wood, and a comfortable 54 degree step angle

SLS – Smart lighting system – touch screen controller and dimmer

Classic teak and holly interior sole

Mahogany satin varnished cabinets

Black quartz counters and work tops

SALON & GALLEY

SALON: Salon is extensive with an open feel and flat floor throughout – It has Ample light and ventilation as well as indirect electric lighting. It has Abundant seating around Salon table, and Numerous overhead hatches and opening ports for light and ventilation.

L settee on stb side with fixed table with bottle storage

Hinged Salon table - folds for additional room

Center piece with bench and dedicated space for TV lifter

2 reading lights on the fwd bulkhead

Shelves and lockers along the hull with fiddles,

2 hull large port lights

Fwd looking navigation table on stb. with lockers drawers and shelves

Galley along the hull with drawers and storage space

Hangers for wet cloths in the shower stall

2 hatches

4 opening side coach roof port lights

2 overhead handrail integrated

Dedicated space under floorboards

GALLEY: The large longitudinal Galley to Port is a part of the Salon. There is a Window over the Galley with a sea view, and Extensive counter space, It isnd easy to communicate with guests at the dinette from the Galley. Also - Bottle storage space in the center divider between dinette and Galley.

Solid Corian™ surface, black quartz with integrated double sink

3-burner LPG stove with oven, gimble

LPG gas system and self-draining LPG bottle storage in cockpit

2 x large drawer S/S fridge of approx. 140 l,

1 Freezer drawer

Lockers and drawers

Waste bin

Coffee machine

Wine cellar

2 x S/S sinks with mixing tap

**NAV Station: Large Navigation area with lots of space for extra instruments and charts –
drawer storage in Nav station for literature or charts – Forward facing**

ELECTRICAL and ELECTRONICS

ELECTRICAL

Charger 85A, upgraded AC panel

Battery upgrade – (4 x 165 ah AGM)

Battery monitor – Victron BMV-700

Batteries

- Main battery switches
- Engine battery: 12V/85Ah AGM
- Service battery bank: 12V/2x150Ah AGM

Battery charger/Shore power

- Charger LG 12V/50A
- Isolator switch
- 230 V shore supply protected with differential breaker and distribution system

Electric control panel 110V/230V

- Differential breakers
- Control gauges
- Voltmeter

Electric control panel 12V

- Switches for all onboard electrics (upgraded instrument panel)
- Voltmeter and battery control (digital)
- Water / Fuel gauges

12V electric equipment

- Electrical anchor windlass
- Pumps
- Navigation lights
- LED Interior lights
- Refrigerator

Outlets 230V

- At chart table single outlet
- In fwd. cabin one each
- In aft. cabin one each
- In galley twin outlet
- In saloon twin outlet
- In heads one each

Outlets 12V

- At chart table
- At helm station

Interior lighting

- Overhead lighting in cabins, saloon, galley and heads
- Lighting in engine compartment
- Reading lights in saloon and cabins
- Night light on companion way

Navigation lights

- Navigation lights LED on pulpit and pushpit
- Steaming light
- Anchor light
- TRi-Color at top of mast

ELECTRONICS

(2) B & G Triton Multifunction display w/wind transducer one at each helm

B & G Triton multifunction display w/ speed, depth, water temp

(2) B & G Zeus 8 Touch Screen chart plotter w/nav pods at each helm

B & G Autopilot w/RC42 compass w/flux gate compass

Radar – B & G Broadband 3G

Stereo – Fusion 700

AIS VHF transceiver – B & G NAIS-400 Class B w/ cockpit remote

Antenna for VHF, AIS, and FM

Wi-Fi Antenna -0 Digital Yachts WL450 long rang Wi-Fi Adaptor

EPIRB –Kannad Safelink

Mechanical

Engine –

- Volvo D2-75 (53 kW/72 HP), diesel engine (700 hours)
- Saildrive
- 3 blade Folding prop
- 2 x fuel tanks, total capacity approx. 300 l / 79 us gal
- Fuel infill on deck
- Fuel filter / Water separator
- Engine room sound insulated and illuminated with room for generator above engine

Fisher Panda Generator 4000s FC PMS

Watermaker – Schenker 30 M 12 Modular – 12v- 9 GPH draws 8 amps

Bow-thruster – Retractable 24 v with dedicated battery

Anchor electric windlass (12v) w/remote control

Cloths Washer - front opening

Hot water heater - engine driven and AC electric

Sails and Rigging

Mast height 72 ft 7 in 22.1 meter

Total sail area..... 1390 sq ft 129 sq m

Main 727 sq ft 67.5 sq m

I.... 64 ft 2 in 20.47 m

J....19 ft 3 in 5.85 m

P....60 ft 4 in 18.35 m

E.... 20 ft 3 in 6.15 m

ELVSTROM FCL triradial cut performance sails, full batten, main & self-tacking jib

3 reef points in Main

Single mainsheet line (3rd reef in place of this)

True deck furler Furlex 400 TD

All Halyards, reef lines, and sheets led aft under deck to helm area

Integrated self-tacking jib – on forward traveler

Dyneema halyards for main & jib, and reefing lines

Spinnaker halyard

Folding mast steps

masthead wind indicator

Power assisted backstay adjuster/tensioner

SIMPLE TACKING PROCEDURE - W/SELF TENDING JIB

Winches/Deck

- Four Lewmar winches
- Spinlock stoppers
- Seldon genoa tracks
- ALL LINES LED UNDER DECK TO WINCHES NEAR THE HELMS

RIG

- 2 spreader Selden silver anodized Aluminum mast, tapered, deck stepped
- Selden Boom
- Sails - main , fully battened on Stack pack system w/3 reefing lines led back to cockpit
- Furling system for jib under deck
- JIb led to self tending system - single Jib sheet -
- Main halyard lead back to cockpit
- Jib halyard lead back to cockpit
- Mid boom sheeting with 2 stand-up blocks
- Jib sheets
- Boom vang lead back to cockpit
- Backstay adjuster
- Lazy stack pack and lazy jacks

Hull and Deck

- Flush Deck Hatches
- Gelcoat Light Grey Hull
- Dark grey double waterlines
- Vinylester for all outer laminates
- Balsa sandwich above waterline
- Polyester inner laminate (orthophtalic or DCPD)
- Main bulkheads tabbed and laminated to hull and deck
- GRP strongbacks stringers
- Horizontal in-hull windows (extensive natural lighting)
- Drop down - dissapearing companionway hatch

KEEL & UNDERWATER FEATURES

- Standard Keel with T-bulb at bottom for optimum performance
- Retractable bow thruster
- Jefe designed rudder system and Jefe self aligning bearing
- High aspect ratio rudder shape for performance and handling

DECK:

- Teak on side decks
- Teak on coachroof & halyard lids
- Double steering system,SS wheels,
- Teak Cockpit table
- 2 LEWMAR 55 ST EVO manual secondary winches
- Swim platform, manual control to deploy and retrieve - cockpit transom folds down

- Stainless steel removable ladder to rail gate exit
- Selden MDS slider system
- All deck hatches are flush mounted
- Hanse Innovation Drop down hatch boards at companionway
- Chain plates located outboard at the shear - easier to walk around, less mast load
- Innovative side port window with large overhang - can be opened during rain
- Drop down stern swim platform - stern width largest in class
- Large cockpit with twin wheels for easy access

Storage room forward w/Access watertight hatch to chain locker -Ladder

Teak overlay on cockpit sole

Hot/Cold transom shower

SS Ult5ra 27 Anchor w/ 300 ft calibrated SS chain -10mm

Midships mooring cleats

Forward sail locker w/storage shelving

All ports recessed

All deck hatches – FLUSH with deck

Maximum on deck space for seating or lounging

Huge lounging area on cabin top – optional cushioned, weather proof sunbathing pads

Cockpit:

Cockpit is safe and well protected

Dual cockpit steering stations (Port & Starbd)

Wide passage between steering stations leads to fold-out platform swim

Cockpit table with insulated fridge compartment (no compressor)

Teak overlay on side decks

Dodger

Bimini

Large fold-down swim platform with easy access from cockpit – manually operated w. boarding ladder

Cockpit dining table

Sprayhood, stainless steel frame, 3 windows, one opening

Additional Equipment

Coach roof sunbathing cushions

Cockpit cushions

Propane tanks

Fire extinguishers

Flag halyards

Hanse Cruising Pack

Winch handles

Fenders and mooring lines

Comfort Pack incl:

Blinds set for hatches and side windows'

Cockpit cushions

Courtesy lights in companionway & cockpit

LED overhead lights

LED light in cockpit table

Touch Screen lighting control w/dimmer function

Indirect lights in Salon

Vent on coachroof hatch

- **Folding cleats**
- **Delta Anchor with Stainless steel chain**
- **Sprayhood**

- Lazy Jack
- Cockpit shower
- Stainless steel cockpit table with teak (folding wings)
- Compass Plastimo
- Bathing platform

BUILDERS COMMENTS

A yacht design is the combination of function, modern aspects and elegance. And of course, the design is always based on the task. The cockpit must be safe, large enough, and comfortable. The deck must be easy to walk around even in bad weather. Portholes and windows must provide lots of light and air. With the Hanse 505 all of these elements have been addressed, and the design is a perfect success.

The new HANSE 505 has all the design components for stress free distance making: an elegant hull with a long waterline, a performance orientated sail plan and a comfortable **A yacht design is the combination of function, modern aspects and elegance. And of course,** and safe cockpit area.

You may sail this cruising yacht singlehanded, if you wish so. Setting, trimming and even reefing sails are done with electrical powered winches from the helmsman position. Take your family or friends aboard, steer your course to your favorite place – and have a relaxing journey.

Our HANSE 505 is not just setting new trends again. We pushed design, functionality and technical solutions to a new level. We offer the most comfortable cockpit and an easy to access bathing platform. Feel free to enjoy it.

The saloon is more than just a dining space. It is now upgraded to be a place for pleasure and entertainment. The legendary HANSE “loft style” philosophy has achieved a further step. Take your choice between almost 1200 combinations of cabin layouts, furniture woods, floors and upholstery.

Key Features

Concept:

- judel/ vrolijk & co designed hull with long LWL and outstanding beam
 - High free boards provide ample space and headroom below deck
 - The deck layout has been developed for fast cruising with optimum deck gear distribution and a "one step" high coach roof for safety
- Modern sleek lines of the coach roof make the boat very appealing to a wide variety of people
- Vinylester hull and sandwich deck, with a robust GRP inner grid and chain plates integrated into the hull
- Clean cockpit with navpods on steering position for easy control.
- Easy entrance without bridge deck
- 54 degrees companion way stairs angle
- Upgraded head in owners cabin
- Large bathing platform with foldable helmsmen seats
- Longitudinal generous galley on port
 - Retractable saloon table for lounge feeling
- Less "edgy" interior design with lots of storage space
- New luxury fabric trim panels in interior
- Lots of natural light inside • Easy sailing

Исключения


При продаже яхты исключаются личные вещи владельца.

Отказ от ответственности


Компания предоставляет описание судна или яхты добросовестно, но не может гарантировать точность этой информации, а также не ручается за техническое состояние. Покупатель должен проинструктировать своих агентов или оценщиков исследовать представленную информацию более подробно, по собственному желанию. Продажа судна или яхты, изменение цены или снятие с продажи будет происходить без предварительного уведомления.

ФОТОГРАФИИ

Salon



Galley




Dinette




Salon-2




Dinette - open table




Galley-2



Galley- Washer/Dryer



Galley - Refrig



Nav Station



Forward - Master Cabin



Master cabin-2



Master - Shower Compartment




Master - Head compartment



Aft Cabin - Starbd



Wine Celler



Engine room



Cockpit



Cockpit-2



Stern =- Swim Platform -Down



Stern view



Stern - close-up



Cockpit



Steering station



Cockpit - view from aft



Nav Pod - Starbd Steering Station



Instruments




Cockpit - Lines led aft




Life raft




Cockpit -lines and winch



Boat at dock




Under sail



Under sail-2



At Dock - aft view



КОНТАКТЫ

Андрей Шестаков (Andrey Shestakov) – ведущий яхтенный брокер отдела продаж яхт и судов компании Shestakov Yacht Sales Inc. Официальный представитель Shestakov Yacht Sales Inc. для русскоговорящих клиентов в центральном офисе компании в Майами/Форт Лодердейл/Флорида/США.

Контактная информация

Email: andrey@shestakovyachtsales.com

Web: shestakovyachtsales.com

Телефоны

Краснодарский край: **+7(918)465-66-44**

США, Майами, Флорида: **+1(954)274-4435**

Время работы

Понедельник – Суббота: **9:00 - 21:00**
EDT

Воскресенье: **Закрито**

Адрес



Harbour Towne Marina, 850 NE 3rd St,
STE 213, Dania, FL 33004