

SOVEREIGN — BURGER



Builder: BURGER

Year Built: 1966

Model: Motor Yacht

Price: PRICE ON APPLICATION

Location: United States

LOA: 96' 4" (29.36m)

Beam: 21' 10" (6.65m)

Min Draft: 5' 6" (1.68m)

Max Draft: 5' 6" (1.68m)

Our experienced yacht broker, Andrey Shestakov, will help you choose and buy a yacht that best suits your needs **SOVEREIGN — BURGER** from **our catalogue**. Presently, at **Shestakov Yacht Sales Inc.**, we have a wide variety of yachts available on **our sale's list**. We also work in close contact with all the big **yacht manufacturers** from all over the world.

If you would like to buy a yacht **SOVEREIGN — BURGER** or would like help answering any questions concerning purchasing, selling or chartering a yacht, please call **+1(954)274-4435**

TABLE OF CONTENTS

TABLE OF CONTENTS	2
SPECIFICATIONS	3
Basic Information	3
Dimensions	3
Speed, Capacities and Weight	3
Accommodations	3
Hull and Deck Information	3
Engine Information	3
DETAILED INFORMATION	4
RAISED PILOTHOUSE	4
BOAT DECK	4
LAZARETTE	5
WHEELHOUSE	5
MISC	6
FOREDECK	6
ENGINE ROOM	7
Exclusions	7
Disclaimer	7
PHOTOS	8
CONTACTS	10
Contact details	10
Telephones	10
Office hours	10
Address	10

SPECIFICATIONS

Basic Information

Category: Motor Yacht

Sub Category: Raised Pilothouse

Model Year: 1966

Year Built: 1966

Country: United States

Vessel Top: Raised Pilothouse

Dimensions

LOA: 96' 4" (29.36m)

Beam: 21' 10" (6.65m)

Min Draft: 5' 6" (1.68m)

Max Draft: 5' 6" (1.68m)

Speed, Capacities and Weight

Water Capacity: 3600 Gallons

Fuel Capacity: 6000 Gallons

Accommodations

Total Cabins: 4

Crew Cabin: 3

Hull and Deck Information

Hull Material: Aluminum

Engine Information

Engines: 2

Manufacturer: Cummins

Model: QSM-11M1

Engine Type: Inboard

Fuel Type: Diesel

DETAILED INFORMATION

RAISED PILOTHOUSE

Port & Starboard side 5 steps down to the Main Deck

Access door to port side, both with stainless steel handrails

Three drains

Storage locker

Robertson AP45 Autopilot

Shipmate RS8300

Simrad S35 Steering

Leather wrapped stainless steel helm wheel

1 x Garmin GHS 10 VHF

1 x Icon Submersible Plus Commandic III VHF

Engine start and stop and LCD Cummins

Compass

Simrad R135 rudder angle indicator

Depth

Throttles

2 x Nauticomp nav display with cameras to Engine Room

Radar control Garmin 2012

BOAT DECK

2 x Zodiac 6 -person life rafts

Rear facing camera

3 x dock boxes

1 x custom navy blue painted folding dock trolley

4 x varnished chairs

Varnished double teak railing aft _____ with stainless steel stanchions

Access down to aft deck through half-moon hatch

Gray non-skid deck

2 x hydraulic davits (port & starboard)

Access hatch (port side, midships)

Dry stack with gold leaf detail

LAZARETTE

Access hatch under aft deck table

Ample storage shelves surround

Steering gear

Varnished swim ladder with stainless steel fittings

Boat whips

WHEELHOUSE

New bow thruster (2015) Airmar weather station

Chelsea high tide low wall mounted gages, ship's clock and barometric pressure gauge

Art work: Sovereign profile

7 x recessed overhead spot lights with 2 x _____

Raymarine Radar

Mechanical center line window opening out

Sony Drive SII stereo enclosed with breakers

4 x Icom handheld deck radios

Overhead search light control horn and three window wiper control toggles

Bench seating with chart storage below

Air conditioning control unit flush mounted to portside

2 x rear facing port and starboard windows

Brother MFC-J875DW color printer

Adaptive roll control ARC3000

Stabilizers control

MAC computer

Breakers

Icom VHF IC-M504

MISC

Large aft deck

Large seating area with large teak varnished table

Main Saloon

Walk around teak decks

Below full beam owner's stateroom with teak and burl wood

Single bunk to starboard with ensuite head

Two staterooms aft with single berths, both with ensuite heads

Canvas covers for all rooms

On deck powder room

Forward dining room with seating for six

Three crew cabins for four bunks

Crew Quarters with lounge area

FOREDECK

Ideal Windlass

Forward seating

Great varnish and chrome

ENGINE ROOM

580 HP Twin Cummins QSM-11M1 - Installed new 2002 - 700 hours (1/06/2016)
Generators - Starboard - 1100 hours (1/06/2016) Port - 1718 Hours
(1/06/2016)



Exclusions


Owner's personal belongings.

Disclaimer

The Company offers the details of this vessel or yacht in good faith but cannot guarantee or warrant the accuracy of this information nor warrant the condition of the vessel. A buyer should instruct his representatives, agents, or his surveyors, to investigate such details as the buyer desires validated. This vessel or yacht is offered subject to prior sale, price change, or withdrawal without notice.

PHOTOS





CONTACTS

Andrey Shestakov, leading yacht broker of the sales department of Shestakov Yacht Sales Inc. Shestakov Yacht Sales Inc., the official representative of the Miami/Fort Lauderdale FL headquarters.

Contact details

Email: **andrey@shestakovyachtsales.com**

Web: shestakovyachtsales.com/en/

Telephones

USA: **+1(954)274-4435**

Office hours

Monday – Saturday: **9:00 - 21:00** EDT

Sunday: **closed**

Address



Harbour Towne Marina, 850 NE 3rd St, STE 213, Dania, FL 33004