

SEA RETREAT — CHEOY LEE



Builder: CHEOY LEE

Year Built: 2006

Model: Motor Yacht

Price: PRICE ON APPLICATION

Location: United States

LOA: 96' 6" (29.41m)

Beam: 22' 0" (6.71m)

Min Draft: 6' 0" (1.83m)

Max Draft: 6' 0" (1.83m)

Cruise Speed: 20 Kts. (23 MPH)

Max Speed: 25 Kts. (29 MPH)

Our experienced yacht broker, Andrey Shestakov, will help you choose and buy a yacht that best suits your needs **SEA RETREAT — CHEOY LEE** from our catalogue. Presently, at Shestakov Yacht Sales Inc., we have a wide variety of yachts available on our sale's list. We also work in close contact with all the big yacht manufacturers from all over the world.

If you would like to buy a yacht **SEA RETREAT — CHEOY LEE** or would like help answering any questions concerning purchasing, selling or chartering a yacht, please call **+1(954)274-4435**

TABLE OF CONTENTS

TABLE OF CONTENTS	2
SPECIFICATIONS	4
Basic Information	4
Dimensions	4
Speed, Capacities and Weight	4
Accommodations	4
Hull and Deck Information	5
Engine Information	5
DETAILED INFORMATION	6
Overview	6
Interior - General Specification	6
Enclosed Pilothouse / Sky Lounge	6
Sundeck - Aft of Sky Lounge	6
Main Salon / Dining / Day Head	6
Galley	7
Observation Lounge	7
Main Deck Master Stateroom & Bathroom	7
Lower Guest Foyer	7
Lower Deck Master Stateroom & Bathroom	8
VIP Queen Staterooms & Bathrooms	8
Captain's Cabin / Crew Cabin / Crew Lounge	8
Aft Deck / Transom / Swim Platform	8
Capacities	9
Electrical	9
Communications and Navigational Equipment	9
Mechanical / Propulsion / Engine Room	10
Entertainment / Audio-Visual Equipment	10
Hull and Deck / General Construction	11

2014 / 2015 Upgrades	11
Exclusions	12
Disclaimer	12
PHOTOS	13
Main Salon	13
Dining Area	13
Main Deck Foyer / Staircase	13
Galley	13
Main Deck Master Stateroom	13
Main Deck Master Bath	13
Lower Deck Foyer - Staircase	14
Lower Deck Master Stateroom	14
Lower Deck Master Bath	14
Lower Deck Master Bath	14
Lower Queen Guest Stateroom	14
Lower Queen Guest Bath	14
Lower Queen Guest Stateroom	15
Observation Lounge	15
Pilothouse	15
Skylounge	15
Crew Lounge	15
Crew Quarters	15
Engine Room	16
CONTACTS	17
Contact details	17
Telephones	17
Office hours	17
Address	17

SPECIFICATIONS

Basic Information

Category: Motor Yacht	Model Year: 2006
Year Built: 2006	Refit Year: 2015
Country: United States	Vessel Top: Enclosed Pilothouse
Fly Bridge: Yes	

Dimensions

LOA: 96' 6" (29.41m)	Beam: 22' 0" (6.71m)
Min Draft: 6' 0" (1.83m)	Max Draft: 6' 0" (1.83m)

Speed, Capacities and Weight

Cruise Speed: 20 Kts. (23 MPH)	Cruise Speed Range: 1100
Max Speed: 25 Kts. (29 MPH)	Gross Tonnage: 156 Pounds
Water Capacity: 800 Gallons	Holding Tank: 350 Gallons
Fuel Capacity: 5300 Gallons	

Accommodations

Total Cabins: 4	Total Berths: 4
Sleeps: 8	Total Heads: 5
Captain Cabin: True	Crew Cabin: 2
Crew Berths: 4	Crew Sleeps: 5
Crew Heads: 2	

Hull and Deck Information

Hull Material: Fiberglass

Deck Material: Teak and Fiberglass

Hull Configuration: Semi-Displacement

Hull Color: White

Engine Information

Engines: 2

Manufacturer: Caterpillar

Model: C-32

Engine Type: Inboard

Fuel Type: Diesel

DETAILED INFORMATION

Overview

Cheoy Lee's Bravo 95' Motoryacht is the flagship of the Bravo Series. Amazingly strong, lightweight and quiet as a result of resin infused composite construction. The yacht also returns impressive speed and fuel economy levels. This salute to good engineering features a 3 ½ deck layout, offering tremendous interior volume as well as excellent versatility. Comfortably cruising at over 20 knots, range is in excess of 1,000nm. The Bravo 95' is also able to offer extended cruising range at lower speeds, over 2000nm at 10 knots.

Interior - General Specification

Interior décor has mahogany with satin finish and uses accent woods including Mappa Burl inserts in doors and use of Burl accents throughout. Carpet and sound attenuation pads throughout vessel. Main foyer floor in granite with granite inserts in wood treads on stairs to Observation Deck and Pilothouse. All heads have granite floors.

Enclosed Pilothouse / Sky Lounge

ZF single lever electronic controls, aft deck remote plug in station for remote handheld module on 25 lead. TELEFLEX/HYNAUTIC hydraulic power steering, custom stainless steel wheel. Engine instrumentation and alarms, windshield defroster, windshield wipers with fresh water wash system, remote control for anchor windlass, full lighting controls, RITCHIE 5 compass with light. Carpet with AMTICO flooring on step up to helm console hood and mullions in Majilite, L-shaped settee, upholstered chair, coffee table, sliding glass and stainless steel doors to boat deck, CROWN LIMITED Mariner helm chair, bench seat with storage to port side of helm, electrical panel and storage cabinets. Wet bar cabinet with refrigerator.

Sundeck - Aft of Sky Lounge

Hatch and stairs to aft deck with stainless steel gate, bar and bar stools, fiberglass lockers for sink with cold water faucet, fresh water wash down hose bib, 110vAC outlets (2 single GFI), Nautical Structures hydraulic davit 1,700 lb., with standpipe and power rotation. Bar, L-shaped settee with upholstered cushions and storage under, S/S rails around sides of sun deck. U-Line icemaker, refrig, Lynx grill. 2006 Novurania 460DL with new Etec 90HP, custom chocks mounted aft. Two 8 man life rafts Zodiac with chocks and hydrostatic releases.

Main Salon / Dining / Day Head

Wet bar w/ U-Line refrigerator, U-Line icemaker and liquor storage, granite bar top and port

dining room storage cabinets. S/S framed tinted tempered glass doors to aft deck, cabinet for entertainment center. Ceiling lights with control/dimmer switches, soffit and floor lighting with control switches. Grand staircase down to lower foyer and three staterooms. Eight sconces, emergency lighting, built-in upholstered settee, three upholstered chairs and cocktail table. Dining table with six chairs, dining buffet, overhead dining light fixture. Formal entry on Starboard with pantograph door to side deck. Day head off main foyer with HEADHUNTER head, granite counter top with sink.

Galley

S/S GE range/oven unit, S/S GE microwave oven with ventilation hood, GE Profile S/S counter depth refrig, S/S GE dishwasher, U-Line wine cooler, S/S double sink w/ faucet w/ removable spray, built-in soap dispensers (2) in galley counter top, garbage disposal, granite counter tops, smoke detector. Butler's pantry with door to dining room, ceiling lights, under cabinet lights, 110vAC outlets (4 single GFI), storage lockers with added freezer, pantograph door to port side deck, two sky lights, door for starboard entry from foyer.

Observation Lounge

Raised U-shaped dinette settee with wood table top, two custom S/S bar stools, smoke detector, forward flat surface in green Majilite, storage cabinets and drawers, Ceiling lights with control switch, stairways to pilothouse and main deck.

Main Deck Master Stateroom & Bathroom

King bed with drawers under, headboard with fabric upholstery, two night tables with storage, entertainment cabinet, smoke detector, storage lockers, two closets, cedar lined on back surfaces with automatic lights, built-in vanity desk with seat, storage drawers and mirror, ceiling lights with dimmer switch, floor lights with control switch, two reading lights, built-in safe, steps down to master head, HEADHUNTER toilet, stall shower, sink faucets, shower faucets and bath accessories, granite counter top with two sinks, storage cabinet underneath, granite flooring, granite walls and floor in shower, mirrored medicine cabinets, two vanity lights, Grohe Body Spray, exhaust fan and overhead skylight. Exit hatch with stow away SS ladder.

Lower Guest Foyer

Grand Staircase from Salon with decorative hand rails, granite flooring, locker with GE stacked washer and dryer, indirect lighting in overhead vaulted ceiling, storage locker. Grand entry into lower deck master with faux double door entry, access to port and starboard queen staterooms.

Lower Deck Master Stateroom & Bathroom

King berth with storage drawers under, headboard upholstered with fabric, indirect lighting with dimmer control, Shoji screens, two night tables, two reading lights, entertainment equipment cabinet, telephone jack, smoke detector, two closets, cedar lined on back surfaces with automatic lights, built-in safe, halogen ceiling lights with dimmer switch, soffit and floor lights with control switch Upholstered settee. HEADHUNTER toilet, jetted tub and separate stall shower, upgraded sink faucet, shower faucet and bath accessories, granite counter top with two sinks, storage cabinet underneath, granite floor, walls and flat surface in shower, mirrored medicine cabinets (2), four vanity lights, towel warming rack, exhaust fan, 110vAC outlets (3 duplex in stateroom, 2 single GFI in head), vanity/make-up counter with stool.

VIP Queen Staterooms & Bathrooms

Bookend design with identical layout port and starboard. Island queen berths with storage drawers under beds, headboards upholstered with fabric, storage cabinets, over the bed soffit with indirect lighting with dimmer control, Shoji screens, two night tables with storage, dresser with storage locker, smoke detectors, mirrored wardrobes with cedar lined back surface and automatic lights, mirrored cedar closets with automatic lights, ceiling lights, two reading lights, floor lights, entertainment equipment cabinets. Oversized hull side windows for impressive views. Stall showers, HEADHUNTER toilets, mirrored medicine cabinets, granite counter tops with sink and storage cabinet underneath, granite floor in each Bathroom, granite walls in showers, two vanity lights, exhaust fans, common emergency exit to engine room from each queen stateroom closet.

Captain's Cabin / Crew Cabin / Crew Lounge

Stall showers, sink faucets, shower faucets and bath accessories, CORIAN counter tops with sinks, mirrored medicine cabinets, two (2) vanity lights in each head, exhaust fans, 110vAC outlets. Settee in Crew Lounge area, AMTICO flooring in lounge, watertight door to engine room, refrigerator with microwave oven, Bosch front loading washer/dryer in cabinet. Two single bunks in one stateroom and queen berth in captain's cabin with a single removable berth overhead.

Aft Deck / Transom / Swim Platform

Molded fiberglass stairs to fly bridge with hatch, teak decking, fiberglass settees with upholstered cushions, Custom teak table, U-LINE refrigerator and U-Line icemaker in fiberglass cabinet, three teak deck chairs, Corian bar top, S/S gates at swim platform stairs, twin stairs to swim platform with teak decking, overhead lights, storage cabinets, access on port side deck to stairs to crew quarters, wing doors port and starboard to side decks, 8 step seastair with port and starboard mounting brackets at aft deck, teak decking on swim deck, S/S swim ladder with teak steps, S/S U-shaped rails, locker for shore power, tv and telephone inlets, two 8 stainless steel fold-up

cleats port and starboard, 12 S/S centerline mooring cleat, transom access to crew quarters, storage locker.

Capacities

Fuel Tanks: 6 Fuel Tanks Capacity: 5300 gal Fuel Tanks Material: GRP Fresh Water Tanks: 1
Fresh Water Tanks Capacity: 800 gal Fresh Water Tanks Material: GRP Holding Tanks: 1
Holding Tank Capacity: 350 gal Holding Tanks Material: GRP

Electrical

220/110vAC and 24/12vDC electrical panels, main panels in engine room and zone panels located throughout the vessel. ACR 100 searchlight with remote control in the pilothouse. overhead light fixtures throughout the interior. Two banks of AGM Glass Mat 24vDC, 210 amp-hour batteries for engines and ship service, emergency engine start battery parallel system, two sets of 12vDC, AGM Glass Mat 175 amp-hour batteries for generator starting, 12vDC, 20 amp battery charger, one bank of 24vDC, 210 amp-hour AGM Glass Mat batteries with 24vDC, 60 amp battery charger and 50 amp VANNER 12vDC power supply. Two GLENDINNING shore power Cablemaster systems, 230 volt AC, 100 amp with 120 ft. cables. System arranged on a split buss bar, one side dedicated to air conditioning supply, the other for all other services. Shore cable and telephone inlet, with 120 cable located in transom locker. Copper bonding system, connecting all through hull fittings and major metal components to exterior hull zinc anodes. Isolation transformers (2 x 25 kVA) for shore power system. Dynaplate grounding plate and strap to pilothouse and fly bridge ground terminal boards. Voltmeters and ammeters for supply circuits, generator/ shore power selector switches and shore power polarity indicator. Remote Generator start/stop and monitoring panel for both generators in engine room and at helm. LCD touch screen control/alarm monitoring system with audible and visual signals displayed on Programmable Logic Controller (PLC) located in pilothouse for generator low oil pressure, generator high temperature, high bilge level, and smoke detectors (engine room, staterooms, galley, and salon). Security alarm sensors on all doors and hatches. Navigation light control and monitoring in pilothouse. Twin 40KW Northern Lights generators in sound shields, single generator capable of running the entire boat.

Communications and Navigational Equipment

1 Marine VHF Radio / Hailer, 1 ICOM SSB Marine Radio with DSC: Cell Phone and Data Terminal, Panasonic KX- TD624 Telephone & Intercom System, 2 Furuno VX2 Color Radar / Plotters, Color Sounder Function 600W or 1KW 50/200 KHz Module, Robertson AP25 Autopilot System, KVH HD-7 Stabilized HD Satellite System (2014), US Config. with 6 HD receivers, 3 camera CCTV Camera system. KVH V-7 IP (2014) integrated communications system, 1 KEP multi Screen LCD unit: 1 Toshiba Navigation CPU Laptop hardwired into KEP LCD: 1 Syrens Wave WIFI system with Exterior Antenna; 4 Linksys internet routers; 1 Weather Station (2014)

with exterior Antenna; 4 ICOM Weather Proof hand held VHF. New in 2014 Furuno AIS fully integrated into navigation system.

Mechanical / Propulsion / Engine Room

Engines: 2 Engine Make: Caterpillar Engine Year: 2006 Engine Model: C-32

Power: 1652 hp Hours: Port Main: 3626 Hrs - Stbd Main 3608 Hrs (August 2015) Starboard main engine overhauled by Cat (June 2015) NAIAD 42 hp, 16 Hydraulic bow thruster with helm station and handheld control, NAIAD Datum stabilizer control system in pilothouse. 9 square foot fins. Twin CATERPILLAR C32 with 1652 bhp each, standard CAT instrumentation, underwater exhausts, with bypass and fiberglass mufflers, all new exhaust system in 2013. **BOTH ENGINES UNDER FULL CATERPILLAR PLATINUM WARRANTY UNTIL JANUARY 2016.**

NORTHERN LIGHTS generators (2), 40 kW each w/ sound shields, engine room mounted start/stop instrument panels for main engines and generators. Generator hours: Port 4602 Hrs - Stbd 4555 Hours (August 2015) CENTEK combo generator mufflers, air/water separator type, with hull side outlet. 220vAC reverse cycle chilled water air conditioning. Engine room ventilating system via air/water separators on hull side with automatic shut down devices on intake blowers. Engineered fire protection system, consisting of manually and automatically actuated CO2 fire extinguishing system. Complete oil change system, manifold and hoses to all engines and gearboxes. RACOR (3 per main engine) fuel filters for main engines with manifolds and Vacuum gauges. Racor filtration and water separation filter on fuel transfer system. Sea Recovery Aquamatic 1400 gallons per day water maker, Two water heaters, accumulator tanks for fresh water pressure system, water filtration unit, circulating hot water system. Automatic sump pumps, automatic bilge pumps for each compartment. Fuel management system consisting of fuel shut-off valves, fuel transfer pump with meter system and selector manifold, HART Tank Tender gauges for fuel, fresh water, black water and grey water tanks, pneumatic pump type. Black water tank level indicator and high level alarm. Macerator pump for pump out of holding tank direct over board, or to vented deck fitting for shore side disposal. GROCO bronze raw water strainers for all engines and sea water pump intakes, seacocks on all through hull fittings below the waterline. Battery racks, battery condition indicator, engineered sound vibration and noise attenuation system for engine room spaces consisting of lead tile sound barriers and Mylar faced synthetic lead-foam insulation covered with white painted aluminum perforated sheeting. Custom sound mounts for main engines, generators, engine room stanchions, head pumps/motors, air conditioning compressors and sea water cooling pumps. AQUAMET 22 propeller shafts, S/S rudder blades, Nibral propeller shaft struts, Nibral propellers, 5 blade, PYI drip-less shaft seals, 110vAC fluorescent lights, smoke detectors, 110Vac outlets. Watertight entrance door from crew quarters, watertight emergency escape hatch from engine room to forward accommodations.

Entertainment / Audio-Visual Equipment

Main Salon Video Components: 1 Panasonic 42" HD LCD TV, 1 DirecTV DSS Satellite Receiver, 1 Surge Suppressor. Main Salon Audio Components- 1 Bose Lifestyle 48 system with

5.1 surround sound mini cubes. All cubes flush mounted in the ceiling with Subwoofer concealed behind corner entertainment cabinet Remote controls and amplifiers in Observation Lounge, Aft Deck, Pilot House and Boat deck all connected to salon Bose unit. Water proof Bose speakers on Boat Deck and Aft Deck. Speaker Craft Flush-Mount Speakers in Observation Lounge and Pilot House. , Master Stateroom On Deck-1 new in 2014 HD LED TV, 1 LG AM/FM/Stereo Receiver/Prog. Scan DVD Player 1 DirecTV NTSC DSS Satellite Receiver, 2 SpeakerCraft 5" Premium CRS Round 2-Way Flush Mount Speakers, 1 Surge Suppressor. Master Stateroom Lower Deck- 1 LG 32" HD Ready LCD TV, 1 LG AM/FM/Stereo Receiver/Prog Scan DVD Player, 1 DirecTV DSS Satellite Receiver, 2 SpeakerCraft 5" Premium CRS Round 2-Way Flush Mount Speakers, 1 Surge Suppressor. Guest Stateroom Stbd- 1 LG 23" HD LCD TV, 1 LG AM/FM/Stereo, Receiver/Prog Scan DVD Player, 1 DirecTV NTSC DSS Satellite Receiver: 2 SpeakerCraft 5" CRS Round 2-Way Flush Mount Speakers, 1 Surge Suppressor. Guest Stateroom Port-1 LG 23" HD LCD TV, 1 LG AM/FM/Stereo Receiver/Prog Scan DVD Player, 1 DirecTV NTSC DSS Satellite Receiver: 2 SpeakerCraft 5" CRS Round 2-Way Flush Mount Speakers, 1 Surge Suppressor. Crew Lounge- 1 26" LCD HD TV, 2 SpeakerCraft 5" CRS Round 2-Way Flush Mount Speakers, 1 Surge Suppressor. Crew Quarters Port-1 Poly Planar 12V AM/FM/Stereo CD Player, 2 SpeakerCraft 5" CRS Round 2-Way Flush Mount Speaker. Crew Quarters Stbd- Panasonic cd player with.2 SpeakerCraft 5" CRS Round 2-Way Flush Mount Speakers and 2 Panasonic 5" Flush Mount Speakers

Hull and Deck / General Construction

Hull, deck and superstructure 100% resin infused and built with DIVINYCELL and equivalent advanced fiberglass construction techniques, bi-axial and multi-axial E-glass reinforcement, carbon fiber skeletal structure. Resin infusion makes the hull far stronger and lighter in weight than traditional hand laid construction, also virtually no danger of voids in the lamination. Rarely seen double bottom construction with integral tanks. Infused composite fuel, fresh water and all holding tanks offer enhanced safety and increased structural integrity. Tinted (except in pilothouse) tempered glass windows, fiberglass and S/S rub rail. DuPont Snow White painted exterior finish and Awlcraft painted non-skid exterior decks. Vinylster laminate and epoxy barrier on hull bottom. Twin MAXWELL VWC 4000 (4000lb.) vertical anchor windlasses with 350' of ½ chain on one and 400' on the other, Two 176 pound (80 Kg) Bruce anchors, local handheld controls on bow at windlasses with remote control pannel in pilothouse for main windlass and anchor. Fresh and salt water wash down in anchor locker. BUELL twin trumpet air horns, (8) S/S mooring bollards, LED overhead lights for side decks. LED courtesey lights. Foredeck storage locker for fenders and lines. Stainless steel rails, 1.5 , S/S burgee staff on bow rail, S/S flag staff, Boarding gates port (2) and starboard (2).

2014 / 2015 Upgrades

Complete paint job at Lauderdale Marine Center in Fort Lauderdale (10/2014 - \$200,000) Boat fully waxed quarterly since new paint job. Complete service for and repainting of davit.

New davit lifting harness 6/15 Tender refit 10/14 & 2/15, all new valves, with new Evinrude E-Tec 90HP outboard installed. All new batteries for boat and tender 5/15 \$8,000 New bottom job with full propspeed on props and thrusters. Complete service by Pantropic on engines, complete service and balancing of both props, complete service on stabilizers with new bearings & shafts, prop shafts remanufactured as new. Stbd engine has undergone complete Caterpillar Authorized Overhaul in May of 2015 and has available extended warranty available for purchase post current warranty (to be researched by purchaser) Both engines under full Caterpillar Platinum Warranty until January 2016 Full 3500 Cat service on both engines 5/15 Heat exchangers cleaned and rebuilt 5/15 Generators fully serviced 6/15 New raw water pumps on both main engines 5/15 2 new fresh water pumps 5/15 New fuel transfer pump and hoses New fuel prime pump New oil change pump New stabilizer cooling pump All new hydraulic hoses 10/14 New hydraulic steering system 10/14 Headhunter heads fully serviced and holding tank scrubbed 6/15 New wipers and washer lines New cutlass bearings 7/15 New PSS Shaft Seals 7/15 Large spare part and tool inventory New fully integrated Furuno AIS System installed, all new updated Nobeltec charts. New navigation monitor 6/15 Head hunter monitoring system new 6/15 New Headhunter Tortuga Diaphragm discharge pump installed (March 2015) New weather station and wind gauge. All new Beard Marine AC chillers, air handlers, drain lines & frequency drives and new raw water and cold water pumps installed 7/15 \$100,000 (11 months full warranty remaining as of 8/15) Removal of and replaced all calking around all windows, removal of all S/S rails & rub rails, then polished & reinstalled after paint job completed. V Cool window coatings added to windows 3/15 \$10,000 New carpet throughout (10/14) New Headliners throughout 10/14 and 2/15 All new soft goods inside and out 3/15 \$100,000 New upholstered chairs and tables throughout 5/15 \$25,000 New observation lounge couch and salon couch New crew area couch All new bedding, linens, and mattresses 3/15 New custom made teak aft deck dining table by Blue Water Chairs 3/15 \$10,000 New HD satellite TV system and New V-SAT satellite communications system and Wave Wifi upgraded. New HD TV installed in master stateroom. Office equipment replaced 3/15 New crew area HD TV New washers and dryers (2 sets) 3/15 New Lynx BBQ grill 5/15 All new galley pots, pans, utensils, knives, silverware, glassware (August 2015)

Exclusions

Owner's personal belongings.

Disclaimer

The Company offers the details of this vessel or yacht in good faith but cannot guarantee or warrant the accuracy of this information nor warrant the condition of the vessel. A buyer should instruct his representatives, agents, or his surveyors, to investigate such details as the buyer desires validated. This vessel or yacht is offered subject to prior sale, price change, or withdrawal without notice.

PHOTOS

Main Salon



Dining Area




Main Deck Foyer / Staircase



Galley




Main Deck Master Stateroom



Main Deck Master Bath



Lower Deck Foyer - Staircase



Lower Deck Master Stateroom




Lower Deck Master Bath



Lower Deck Master Bath



Lower Queen Guest Stateroom



Lower Queen Guest Bath



Lower Queen Guest Stateroom



Observation Lounge



Pilothouse



Skylounge



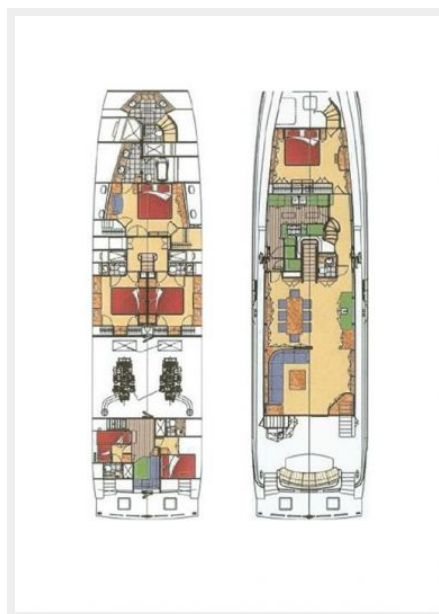
Crew Lounge



Crew Quarters



Engine Room



CONTACTS

Andrey Shestakov, leading yacht broker of the sales department of Shestakov Yacht Sales Inc. Shestakov Yacht Sales Inc., the official representative of the Miami/Fort Lauderdale FL headquarters.

Contact details

Email: **andrey@shestakovyachtsales.com**

Web: shestakovyachtsales.com/en/

Telephones

USA: **+1(954)274-4435**

Office hours

Monday – Saturday: **9:00 - 21:00 EDT**

Sunday: **closed**

Address



Harbour Towne Marina, 850 NE 3rd St,
STE 213, Dania, FL 33004