

ALOHA — PRINCESS YACHTS



Builder: PRINCESS YACHTS

Year Built: 2008

Model: Motor Yacht

Price: PRICE ON APPLICATION

Location: United States

LOA: 58' 0" (17.68m)

Beam: 15' 2" (4.62m)

Max Draft: 4' 2" (1.27m)

Cruise Speed: 31 Kts. (36 MPH)

Max Speed: 38 Kts. (44 MPH)

Our experienced yacht broker, Andrey Shestakov, will help you choose and buy a yacht that best suits your needs **ALOHA — PRINCESS YACHTS** from **our catalogue**. Presently, at **Shestakov Yacht Sales Inc.**, we have a wide variety of yachts available on **our sale's list**. We also work in close contact with all the big **yacht manufacturers** from all over the world.

If you would like to buy a yacht **ALOHA — PRINCESS YACHTS** or would like help answering any questions concerning purchasing, selling or chartering a yacht, please call **+1(954)274-4435**

TABLE OF CONTENTS

TABLE OF CONTENTS	2
SPECIFICATIONS	4
Basic Information	4
Dimensions	4
Speed, Capacities and Weight	4
Accommodations	4
Hull and Deck Information	4
Engine Information	5
DETAILED INFORMATION	6
Manufacturer Provided Description	6
Accommodations	6
Salon	6
Galley	6
Electronics	7
Inside Equipment	7
Helm	7
Engine Room	8
Engine Room/Mechanical & Electrical Equipment	8
Outside Deck	8
Miscellaneous	9
Additional Equipment	10
Exclusions	10
Exclusions	10
Disclaimer	10
PHOTOS	11
Salon	11
Salon	11
Galley	11

Master Cabin	11
Master Head	11
VIP Cabin	11
Guest Head	11
Guest Cabin	11
Helm Station	12
Helm Station	12
Helm Seating Area	12
Dinette	12
Aft Deck - Helm Area	12
Engine Room	12
Engine Room	12
Engine Room	12
Engine Room	13
Engine Room	13
Profile	13
Profile	13
Layout	13
CONTACTS	14
Contact details	14
Telephones	14
Office hours	14
Address	14

SPECIFICATIONS

Basic Information

Category: Motor Yacht

Model Year: 2008

Year Built: 2008

Country: United States

Vessel Top: Hardtop

Dimensions

LOA: 58' 0" (17.68m)

Beam: 15' 2" (4.62m)

Max Draft: 4' 2" (1.27m)

Speed, Capacities and Weight

Cruise Speed: 31 Kts. (36 MPH)

Max Speed: 38 Kts. (44 MPH)

Water Capacity: 104 Gallons

Fuel Capacity: 750 Gallons

Accommodations

Total Cabins: 3

Sleeps: 6

Total Heads: 2

Hull and Deck Information

Hull Material: Fiberglass

Deck Material: Teak and Fiberglass

Hull Configuration: Deep Vee

Engine Information

Engines: 2

Manufacturer: MAN

Model: D2848LE423

Engine Type: Inboard

Fuel Type: Diesel

DETAILED INFORMATION

Manufacturer Provided Description

The Princess V58 combines the comfort of a large sports yacht with the joys of open air cruising and thrilling speeds. Her abilities at sea are unmatched, combining characteristic V-class handling with safe and effortless control. The handling of the V58 remains accurate and responsive while superb hydrodynamics ensure a soft ride, class leading directional stability and exceptional sea keeping. Electronic engine controls and power assisted hydraulic steering ensure the cruising experience is relaxed and entertaining, while an open main deck layout and superb helm position ensure clear sight lines and optimum visibility.

Accommodations

- All cabins are fitted with opening portholes and 240v power points
- All heads feature electric quiet flush toilets and 240v shaver points
- Upgraded custom décor
- Quilted bedspreads in the guest staterooms
- Televisions in both guest staterooms

Salon

- Semicircular sofa with dining table
- (2) Circular stools with purpose made stowage
- Entertainment center
- LCD TV/DVD linked to Bose surround sound system
- Cocktail cabinet
- Overhead down lighters and concealed lighting
- Main electric control panel with freshwater gauge
- Deck hatch with blind
- Sliding door to cockpit

Galley

- Combination microwave/conventional oven with grill
- Refrigerator
- Avonite (or similar) worktop
- 3-Zone ceramic hob
- Stainless steel sink with monobloc mixer tap

- Storage cupboards, drawers and lockers
- Garbage disposal and waste bin
- Teak decking in galley area

Electronics

- Depth sounder
- Television
- Plotter
- Furuno autopilot
- Compass
- Furuno GPS - 1944
- VHF
- Furuno Radar - 1944 64NM
- Navigation center
- Upgraded Bose DVD player
- Radio
- CD player
- Cockpit speakers

Inside Equipment

- Electric bilge pump
- Manual bilge pump
- Marine head
- Heating
- Battery charger
- Air conditioning

Helm

- Double helm seat with sit/stand facility and sofa opposite
- Burr instrument panel with full engine instrumentation, fuel gauges, electronic engine, and gear shift controls
- Rudder position indicator
- Power assisted hydraulic steering
- Bow thruster control
- Remote control electric anchor winch
- Trim tab controls with indicators autopilot
- VHF with DSC R/T
- Navnet 3D plotter (new in 2014)

- Speed and distance log
- Echo sounder with alarm
- Remote control spotlight
- High speed compass
- Horn button
- Chart table
- Twin windshield wipers
- Windscreen freshwater pressure wash
- Bilge pump controls with visual pump running indicators

Engine Room

- 5-Bladed propellers in nickel aluminum bronze
- Engine room lighting
- Cockpit sole engine room access hatch with gas strut support
- Power-assisted hydraulic steering
- Trim tabs with indicators
- Electronic engine controls
- Freshwater outlet point in engine room
- Extractor fans with electronic time delay

Engine Room/Mechanical & Electrical Equipment

- 1100 CR MANS with 1000 hour service by Bayside Diesel on July 2016
- 4 x heavy duty (120AH) batteries for engine starting
- 4 x heavy duty (120AH) auxiliary batteries
- Engine alternators charge via blocking diodes to isolate engine start batteries from auxiliaries
- 75 amp 24V float battery charger for auxiliary batteries, 5amp
- 24V float battery charger for engine start batteries
- Remote battery master switches with control switch at main panel
- Circuit breakers on all circuits
- G220/240 Volt
- 7Kw diesel generator with own starting battery and specially silenced exhaust with 1200 hours
- Shore support inlet in cockpit, all cabins, galley (double) and salon
- Polarity check system
- Earth leakage safety trip
- Shaver points in both heads

Outside Deck

- Teak laid transom platform and cockpit deck
- Reversible electric anchor winch with foredeck and helm position controls
- Self-stowing 25kg Delta anchor with 40m of chain
- Stemhead roller with automatic anchor launch and retrieve
- Bow rope storage locker
- Stainless steel bow, stern and spring cleats (2 pairs)
- Stainless steel pulpit and guardrails
- Stainless steel coachroof handrails
- Hatches at fore cabin and salon
- Stainless steel rubbing band with rubber insert
- Full set of IMCO navigation lights
- Riding light
- Remote control spotlight
- Twin electric horns
- Fuel and water fillers
- A/C for cockpit area
- Foredeck sunpads
- Self-draining
- U-Shaped seating/dining area
- Cockpit lighting
- Cockpit hood and tonneau cover
- Cockpit wet bar including sink, with refrigerated cool box, barbecue and icemaker
- Dinghy stowage garage beneath sunbed with hydraulic lift system
- Electric winch dinghy retrieval system
- Access hatch to lazarette stowage space with gas strut support
- Fender stowage
- Life raft storage
- Access hatch to engine room with gas strut support
- Stowage lockers
- Transom door leading to integral bathing platform with hot and cold transom shower, foldaway swimming ladder and teak decking
- Stereo CD/radio

Miscellaneous

- (6) Fenders and (4) whips
- Ensign staff
- First aid kit
- Boathook
- Owner's manual and engine manual
- Tool kit
- Emergency tiller
- Emergency porthole cover

- Manual winch handle
- Ships document case
- Combination washer & dryer

Additional Equipment

- Automatic/manual over ride fire extinguishers in engine room and generator space
- High capacity manual bilge pump with valve system and suction points
- (4) Hand-operated fire extinguishers
- (5) Automatic electric bilge pumps (with manual over ride) in engine room, forward accommodation, aft Lazarette
- (2) Glendenning cablemasters
- (2) Voltage stabilizers
- (2) Underwater lights

Exclusions

Owner's personal belongings, a detailed list of exclusions will be provided at the time of sale, upon written request.

Exclusions

Owner's personal belongings.

Disclaimer

The Company offers the details of this vessel or yacht in good faith but cannot guarantee or warrant the accuracy of this information nor warrant the condition of the vessel. A buyer should instruct his representatives, agents, or his surveyors, to investigate such details as the buyer desires validated. This vessel or yacht is offered subject to prior sale, price change, or withdrawal without notice.

PHOTOS

Salon



Salon



Galley



Master Cabin



Master Head




VIP Cabin



Guest Head



Guest Cabin




Helm Station




Helm Station




Helm Seating Area




Dinette




Aft Deck - Helm Area



Engine Room



Engine Room



Engine Room



Engine Room



Engine Room




Profile



Profile



Layout



CONTACTS

Andrey Shestakov, leading yacht broker of the sales department of Shestakov Yacht Sales Inc. Shestakov Yacht Sales Inc., the official representative of the Miami/Fort Lauderdale FL headquarters.

Contact details

Email: **andrey@shestakovyachtsales.com**

Web: shestakovyachtsales.com/en/

Telephones

USA: **+1(954)274-4435**

Office hours

Monday – Saturday: **9:00 - 21:00** EDT

Sunday: **closed**

Address



Harbour Towne Marina, 850 NE 3rd St, STE 213, Dania, FL 33004