

MY MUSE — SELENE



Builder: SELENE

Year Built: 2006

Model: Trawler

Price: PRICE ON APPLICATION

Location: United States

LOA: 53' 0" (16.15m)

Beam: 16' 8" (5.08m)

Max Draft: 5' 9" (1.75m)

Cruise Speed: 8 Kts. (9 MPH)

Max Speed: 11 Kts. (13 MPH)

Our experienced yacht broker, Andrey Shestakov, will help you choose and buy a yacht that best suits your needs **MY MUSE — SELENE** from **our catalogue**. Presently, at **Shestakov Yacht Sales Inc.**, we have a wide variety of yachts available on **our sale's list**. We also work in close contact with all the big **yacht manufacturers** from all over the world.

If you would like to buy a yacht **MY MUSE — SELENE** or would like help answering any questions concerning purchasing, selling or chartering a yacht, please call **+1(954)274-4435**

TABLE OF CONTENTS

TABLE OF CONTENTS	2
SPECIFICATIONS	5
Basic Information	5
Dimensions	5
Speed, Capacities and Weight	5
Accommodations	5
Hull and Deck Information	5
Engine Information	6
DETAILED INFORMATION	7
Vessel Walkthrough	7
Salon	9
Galley	9
Master Stateroom	9
Master Head	9
VIP Stateroom, Forward	9
Guest Stateroom/Office, Port	10
Guest Head	10
Pilothouse/Helm	10
Flybridge	10
Electronics	11
Electrical System	11
Mechanical Equipment	11
Engine Room	11
Aft Deck	12
Hull	12
Improvements Since 2012	12
Exclusions	12
Exclusions	12

Disclaimer	12
PHOTOS	13
Aft Deck from Salon	13
Aft Deck	13
Aft Deck Door	13
Salon Looking Forward	13
Salon and Galley	13
Galley	13
Galley	13
Pilothouse	13
Pilothouse Settee	14
Watch Berth Pilothouse	14
Master Stateroom	14
Master Stateroom Forward	14
Master Stateroom Starboard	14
Master Head	14
Master Shower	14
VIP Stateroom	14
VIP Stateroom, Port	15
VIP Stateroom, Starboard	15
Guest Stateroom/Office	15
Guest Head	15
Guest Shower	15
Washer and Dryer	15
Flybridge Helm and Seating	15
Flybridge Seating	15
Flybridge Helm	16
Flybridge Entertainment Console	16
2013 AB 13' Dinghy w/ 50 hp Evinrude	16

Flybridge Deck for Tender	16
Foredeck	16
Bow	16
Electric Windlass	16
Cockpit Controls	17
Covered Side Decks	17
Engine Room Port	17
Engine Room Starboard	17
Auxiliary Engine	17
Transom	17
Side Entry Door	17
CONTACTS	19
Contact details	19
Telephones	19
Office hours	19
Address	19

SPECIFICATIONS

Basic Information

Category: Trawler

Model Year: 2006

Year Built: 2006

Country: United States

Dimensions

LOA: 53' 0" (16.15m)

Beam: 16' 8" (5.08m)

Max Draft: 5' 9" (1.75m)

Speed, Capacities and Weight

Cruise Speed: 8 Kts. (9 MPH)

Max Speed: 11 Kts. (13 MPH)

Displacement: 95000 Pounds

Water Capacity: 430 Gallons

Holding Tank: 80 Gallons

Fuel Capacity: 1650 Gallons

Accommodations

Total Cabins: 3

Hull and Deck Information

Hull Material: Fiberglass

Engine Information

Engines: 1

Manufacturer: John Deere

Model: 6081 Tier II

Engine Type: Inboard

Fuel Type: Diesel

DETAILED INFORMATION

Vessel Walkthrough

As you approach MY MUSE you immediately notice her beautiful lines and Flag Blue hull. Stepping aboard through her starboard boarding door to the fully covered aft deck you instantly feel how solid a yacht she is, a feeling that is confirmed as you look around observing the oversized hinges and hardware on the large port & starboard boarding gates and transom door through her hull, feel the weight of those doors and notice the large SS hawse cleats in her hull sides and transom. There is a transom seat with teak folding table for relaxing with an afternoon toddy. As you leave the aft deck proceeding forward down her covered side walkway the deck is solid underfoot and the contrasting Moondust non-skid keeps you safe and surefooted as you proceed. Continuing as you reach the end of the salon area you proceed up 2 steps and are now outside the pilot house which is accessible through rugged Dutch-style water-tight doors port and starboard. The fore deck is accessed through the Portuguese Bridge via another solid door gate where once again your safety is assured by the same non-skid as on the side & aft decks plus the oversized SS hand rails and stantions. Those rails are mounted on deep toe rail bulwarks that run all the way port and starboard from the Portuguese Bridge to the dual anchor pulpit. Just aft of the pulpit and heavy duty Ideal stainless steel anchor windlass is a large deck mounted Samson Post. There are substantial freeing ports in the foredeck toe rail bulkheads for clearing any water that might land there when encountering heavy seas. Normally a dry running boat MY MUSE was built to handle anything and the freeing ports and large scuppers for clearing the decks of standing waters is one of the features that make her a true Bluewater cruiser.

Entering the salon from the aft deck you get a feeling of spacious warmth and comfort. A port side U-Settee with teak Hi-Lo folding table and straight settee to starboard offers a comfortable area for relaxing after a days run or for entertaining guests. The table is a work of art in itself with compass rose and Anigree inlays. The perfect sized galley is forward to port with stand-up refrigerator w/separate freezer, microwave/convection oven, and propane stove, plus plenty of drawer and locker space. The teak and holly sole adds to the richness of this area as it does throughout the boat.

Opposite the galley and just forward of the under counter locker with ice-maker are the companionway stairs to a landing from which you access the Master Stateroom through a private door and also the engine room access through a watertight door.

Moving from the galley area forward it is only 3 steps up to the roomy Pilothouse area with the lower helm, electrical panels, leather L-Settee, contoured teak table with fiddles and beautiful teak and stainless helm chair with matching leather cushions. There are Dutch-style side deck doors port and starboard with teak inserts and sea dog levers.

This feature and the inverted PH windshields are further evidence of her heavy weather capability. Forward to starboard are a second set of companionway stairs down to the common passageway with teak and holly sole for access to the guest staterooms and head and an alternate door to the master.

The lower stateroom deck gives access to the comfortable port guest stateroom with over under berths, oval opening port lights and office desk and chair. Forward and up one step on the starboard side is the guest head with granite and stainless sole, Tecma head, sink and mirror and a molded FRP stall shower with teak seat and grate. The head and shower have their own oval opening ports.

Moving forward again is the VIP stateroom with large centerline queen berth, teak and holly sole, hanging lockers and multiple storage lockers behind teak louvered doors. There are round side opening port lights and a large Manship hatch above the berth with retractable screen and blackout shade. The LCD TV is mounted on the aft bulkhead just to the right of the companionway door.

The Master Stateroom is aft directly beneath the pilot house at the lowest point and center of the vessel in the area of least motion when at anchor or underway. She has a teak and holly sole, and a queen sized centerline fore and aft berth. There are oval opening ports to port and reading lights for the berth. Ample storage is found in under berth drawers and lockers behind teak louvered doors throughout the master and her own flat panel TV bulkhead mounted forward and just to port.

To starboard the master head is roomy and the granite sole with SS dividers gives it a rich feeling. The virtually trouble free Tecma head is a welcome upgrade to any owner who has spent time aboard and the opening oval port just above the sink and mirror is a necessary feature. There are storage lockers for toiletries and towels. The FRP molded stall shower has a teak grate and teak slatted seat further enhancing its beauty and functionality.

Just aft of the head is a door to the companionway and private stairs to the salon as well as the door to the engine room which is also accessed from the lazarette.

The lazarette area is very large and is home to the auxiliary get home engine as well as the washer/dryer and the oversized steering system, inverter and the inverter batteries. There is plenty of room for storing lines, fenders, and other necessary cruising gear and there is a door forward to port to the engine room.

The FB is huge and is accessed via safe and easy stairs from the starboard side of the pilothouse. It has a very large boat deck aft with crane and chocks for the tender.

The raised helm area is a bit to port and has 2 helm chairs, an L-Settee with FRP table and safety rails. Opposite to starboard is the entertainment area with covered grill and sink and under counter storage. This entire area is covered by a large SS framed Stamoid Bimini top for protection from the elements making this entire upper deck perfect for entertaining underway, at anchor or at the dock. The decks are done in the

same contrasting Moondust non-skid for safe, surefooted movement around the entire FB area.

Salon

The Salon is very open and airy. Large windows surround you with a panoramic view. Luxurious accommodations and beautiful cherry wood and teak joinery exudes warmth and comfort. • Large comfortable U-shaped settee • Custom teak table with inlays • Custom two place settee on starboard side • Storage under seating • 27" Samsung TV/DVD • Dutch entry door with retractable screen • Teak and Holly cabin sole • Reading lights • Opening side windows • Wooden blinds • Teak overhead grab rail • Private master stateroom stairway • Air conditioning • Overhead 24V LED lighting

Galley

• Ample counter top space- solid surface Corian type • Microwave oven • Sink with spray handle • Force 10PL Gas stove with oven with safety valve • Upright refrigerator with separate freezer - new 2012 • Water filter system • Under counter lighting • 110V outlet • Overhead 24V LED lighting • Upper cabinet storage • Utility storage drawers • Teak cabinetry • Below counter storage cabinets • Exhaust fan to outside • Spice storage • Trash bin • Air conditioning

Master Stateroom

• Center line queen berth with up-graded mattress • Bed cover and pillow package • Cedar lined hanging lockers • Book shelves • Overhead 24V LED lighting • Teak privacy doors • Reading lights for berth • Air-conditioning • Accent trim • Storage compartments • Opening port holes with screens • Excellent headroom • Aft private stateroom entrance

Master Head

• Vanity Corian counter top • Medicine cabinet with mirror • Shower stall with Teak seat and opaque door • Tecma head with holding tank • Port lights • Indirect lighting • Lower cabinets storage • 110V outlet • Overhead 24V LED lighting • Exhaust fan • Teak privacy door • Ample counter space • Granite sole with stainless steel dividers

VIP Stateroom, Forward

• Centerline Queen berth • Reading lights • Overhead 24V LED lighting • Overhead hatch with retractable Oceanair shade and screen • Bedspread and Pillow package •

Privacy door • Ample storage space • Storage drawers • Separate air-conditioning control • Teak and Holly sole • 2 Cedar lined hanging lockers • 20" flat panel LCD TV with DVD • Round stainless steel inserts for all four opening port holes • Overhead storage cabinets

Guest Stateroom/Office, Port

• 2 over/under berths with storage below lower berth • Upgraded 6" mattresses • Cedar lined hanging locker • Storage drawers and storage cabinets • Office area with desk and chair • Teak and Holly sole • Opening oval port holes with screens • Teak privacy door • Book shelves • Reading lights • Overhead 24V LED lighting

Guest Head

• Vanity with storage below • Corian counter tops • Tecma head • Stall shower with oval opening port light, teak seat, and opaque door • Granite sole with stainless steel dividers • Exhaust fan • Opening portholes with screens • Storage cabinets • Overhead 24V LED lighting

Pilothouse/Helm

• 3' Teak and stainless captain's wheel • Pompanette teak ladder back helm chair with leather cushions • Dual pilot house Dutch style side deck doors with sea dogs • Stairway to bridge with sliding door • ACR remote spotlight • ICOM 504 VHF (w/Command Mic at FB helm) • Windlass control • Rudder indicator • Over head hatches with Oceanair screens and shades • Opening helm side windows with screens • Aft L-lounge companion seat with storage and table • Watch berth aft of settee • Aft observation windows • Teak and Holly sole • Full navigation electronics as described in Electronics section of this listing • Overhead 24V LED lighting

Flybridge

• 3' Stainless ship's wheel • Big bay technologies 17" monitor • Raymairne ST60 speed, depth and wind indicators • Raymarine 6002 AP control head • ICOM 504 VHF (w/Command Mic at PH helm) • Large table with L-shaped seating • Chart storage with clear top • Fresh water wash down • Sink with folding faucet • Grill • 1300 lbs. Crane for tender - fully hydraulic lift, purchase angle & rotation • 2 Kayaks • Zodiac 6 man life raft with Hydro release • 2013 AB 13' Dingy with 50-HP Evinrude engine with cover • Tracy side mount steps stored on FB • Life sling • Full stamoid bimini top • Windlass control • 12V Outlet

Electronics

• 2 Dell 17" LCD Monitors • Kodon 4kw 48nm Integrated Radar • Raymarine ST 8002 Autopilot w/Wireless Remote • Raymarine RS125 WAAS GPS • Furuno FR8062, 72 Mile Radar w/6KW Open Array • Vesper XB-8000 AIS Receiver • Secondary GPS Receiver • Raymarine ST60 Speed, Depth Wind Interfaced • Coastal Explorer Nav Software Rose Point • ICOM M802 SSB HF Radio • 2 ICOM M504 VHF's at PH and FB • MAC Mini Navigation Computer • High Water Alarm System • Stereo System • HD TV Antennas • TV and Telephone Hook Ups. Bow and Stern

Electrical System

• Custom 120VAC and 220V AC Electrical Systems • Northern Lights 12kw Generator w/Sound Shield, 1364 hours • Cable Master Electrical Shore Power System • Cable TV and Phone Hook Ups • Master volt 3 Bank Battery Charger System for engine and genset batteries • Balmar 24V 220 Amp Alternator for House /Inverter batteries • Master volt 3KW 24VDC to 110 AC Inverter System with battery bank in lazarette • Electrical Bonding System • Splendide WD2100 Washer Dryer Combo Vented • ARC Spot Light w/ Wheel House and Bridge Control • 24VDC System • Vision AGM 4D House Batteries • Automatic Sump Pumps w/Float Switches • Headhunter Quiet Water Pressure System • Emergency Battery Parallel Switches • 30,000 BTU AC System • 36,000 BTU AC System

Mechanical Equipment

• Horizon RO 400 gpd watermaker • Trim tab system • Power steering system • Side power bow and stern thruster -24V • Waste macerator system with pump out • Windlass anchor system • Oil change system • Kalenberg airhorn system • Sight gauges for water • Naiad stabilizer system • Windshield wiper system • Manual bilge pump • High water alarm system • Trident gas vapor alarm system • Artex 1300 lbs dinghy crane system • Ideal H3M Windlass with 88lbs Delta anchor, 110lbs Bruce 275' Anchor chains-dual gypsy & capstan • Ugin #630 Propeller shaft 3" with cutters

Engine Room

• Engine room lighting, 24V and 110V • Engine room soundproofing sound insulation • Engine raw water strainers • Air-conditioning raw water strainer • Fuel polishing system • Reverso oil change system • 12kW Northern light generator with sound shield • Automatic fire suppression system • Fuel manifold system • Dripless shaft seal • Torrid 20-gallon stainless water heater • Hynautic Hydraulic engine control system • Volvo 75HP with Key Power Drive - Get Home Engine in Lazarette • 66,000 BTU AC systems • Racor dual fuel filters with vacuum gauges for engine and generator • High water alarm

Aft Deck

• Raw water wash-down • Lazarette access • Dutch style salon entry door • Transom door to swim platform • Side entry doors • Hawse pipes • Transom shower with Hot and Cold water • Docking station • Transom seating with Inlaid Teak folding table • Storage cabinet

Hull

• Extended bridge • Hinged radar arch • Rub rails • Oversized Stamoid Bimini top • Bronze seacocks • Starboard side entry gate with receivers for Tracy boarding steps by PH door • Swim platform

Improvements Since 2012

• New galley refrigerator • Serviced davit hydraulic lines • LED light fixtures throughout interior • Naiad Stabilizers Serviced -1/14 • Bottom Painted-1/14 • Rebuilt Windlass • Upgraded 2 TV's • New Exhaust Elbow on Main Engine • Upgraded Navigation Computer • New AGM house, start, and thruster batteries

Exclusions

Owner's clothing, tools, and personal items.

Exclusions


Owner's personal belongings.

Disclaimer

The Company offers the details of this vessel or yacht in good faith but cannot guarantee or warrant the accuracy of this information nor warrant the condition of the vessel. A buyer should instruct his representatives, agents, or his surveyors, to investigate such details as the buyer desires validated. This vessel or yacht is offered subject to prior sale, price change, or withdrawal without notice.

PHOTOS

Aft Deck from Salon



Aft Deck




Aft Deck Door



Salon Looking Forward




Salon and Galley



Galley




Galley




Pilothouse




Pilothouse Settee




Watch Berth Pilothouse




Master Stateroom




Master Stateroom Forward




Master Stateroom Starboard



Master Head



Master Shower



VIP Stateroom



VIP Stateroom, Port



VIP Stateroom, Starboard



Guest Stateroom/Office



Guest Head




Guest Shower




Washer and Dryer



Flybridge Helm and Seating



Flybridge Seating




Flybridge Helm




Flybridge Entertainment Console




Flybridge Deck for Tender



**2013 AB 13' Dinghy w/ 50 hp
Evinrude**




Foredeck



Bow



Electric Windlass



Cockpit Controls



Covered Side Decks



Engine Room Port



Engine Room Starboard




Auxiliary Engine







Transom



Side Entry Door





CONTACTS

Andrey Shestakov, leading yacht broker of the sales department of Shestakov Yacht Sales Inc. Shestakov Yacht Sales Inc., the official representative of the Miami/Fort Lauderdale FL headquarters.

Contact details

Email: **andrey@shestakovyachtsales.com**

Web: shestakovyachtsales.com/en/

Telephones

USA: **+1(954)274-4435**

Office hours

Monday – Saturday: **9:00 - 21:00** EDT

Sunday: **closed**

Address



Harbour Towne Marina, 850 NE 3rd St, STE 213, Dania, FL 33004