

TOO BAD TOO SAD — RAMPAGE



Builder: RAMPAGE

Year Built: 2005

Model: Sport Fisherman

Price: PRICE ON APPLICATION

Location: United States

LOA: 38' 0" (11.58m)

Beam: 13' 9" (4.19m)

Max Draft: 3' 6" (1.07m)

Cruise Speed: 27 Kts. (31 MPH)

Max Speed: 32 Kts. (37 MPH)

Our experienced yacht broker, Andrey Shestakov, will help you choose and buy a yacht that best suits your needs **TOO BAD TOO SAD — RAMPAGE** from our catalogue. Presently, at Shestakov Yacht Sales Inc., we have a wide variety of yachts available on our sale's list. We also work in close contact with all the big yacht manufacturers from all over the world.

If you would like to buy a yacht **TOO BAD TOO SAD — RAMPAGE** or would like help answering any questions concerning purchasing, selling or chartering a yacht, please call **+1(954)274-4435**

TABLE OF CONTENTS

TABLE OF CONTENTS	2
SPECIFICATIONS	4
Overview	4
Basic Information	4
Dimensions	4
Speed, Capacities and Weight	4
Accommodations	4
Hull and Deck Information	5
Engine Information	5
DETAILED INFORMATION	6
Overview	6
Vessel Walkthrough	6
Forward Stateroom	7
Head	7
Main Cabin / Galley	7
Electronics & Navigation Equipment	8
Helm Deck	9
Deck Equipment	9
Cockpit & Fishing Equipment	9
Hull & Construction	10
Engine Room & Mechanical Equipment	10
Electrical Equipment	11
Remarks	11
Exclusions	11
Disclaimer	11
PHOTOS	12
Port Bow	12
Starboard Profile	12

Bow	12
Port Running	12
Starboard Stern	13
Cockpit	13
Tackle Center & Freezer	13
Cockpit Forward	13
Helm Deck	13
Lower Helm	13
Companion Seat, Tackle Locker	14
Galley Forward	14
Galley	14
Convertible Dinette	14
Forward Berth	14
Forward Berth	14
Head	15
Shower	15
Tower Seating	15
Tower Helm	15
Foredeck	15
Engine Room	15
General Arrangement	16
CONTACTS	17
Contact details	17
Telephones	17
Office hours	17
Address	17

SPECIFICATIONS

Overview

Basic Information

Category: Sport Fisherman	Sub Category: Express
Model Year: 2006	Year Built: 2005
Refit Year: 2014	Country: United States
Vessel Top: Marlin Tower	

Dimensions

LOA: 38' 0" (11.58m)	LOD: 36' 11" (11.25m)
Beam: 13' 9" (4.19m)	Max Draft: 3' 6" (1.07m)
Clearance: 18' 3" (5.56m)	MFG Length: 39' 6" (12.04m)

Speed, Capacities and Weight

Cruise Speed: 27 Kts. (31 MPH)	Cruise Speed RPM: 2000 Kts.
Max Speed: 32 Kts. (37 MPH)	Max Speed RPM: 2500 Kts.
Displacement: 24000 Pounds	Water Capacity: 60 Gallons
Holding Tank: 39 Gallons	Fuel Capacity: 400 Gallons

Accommodations

Total Cabins: 1	Total Berths: 2
Sleeps: 4	Total Heads: 1

Hull and Deck Information

Hull Material: Fiberglass

Deck Material: Fiberglass

Hull Configuration: Modified Deep Vee

Hull Color: Fighting Lady Yellow

Engine Information

Engines: 2

Manufacturer: Caterpillar

Model: C9 Acert

Engine Type: Inboard

Fuel Type: Diesel

DETAILED INFORMATION

Overview

TOO BAD TOO SAD is too good! This boat was refit to like new condition by her very knowledgeable owner in 2014 including:

- **All new Garmin electronics**
- **New Kenwood stereo system**
- **New Fighting Lady Yellow hull paint**
- **New LED Underwater lights**
- **New turbos & cylinder heads on main engines**
- **All Caterpillar 1000 hour service recommendations**
- **New generator heat exchanger**
- **New main engine exhaust risers**
- **New air conditioning units at helm and cabin w/ SMXir controls**
- **New macerator & sump pumps**
- **New bolsters & combing pads in tower & cockpit**
- **New tower helm seat**
- **New Bomar hatches**
- **AND MORE!!**

Vessel Walkthrough

The Rampage 38 boasts superior fishability and an attractive spacious interior. Every detail of her helm deck and cockpit design supports her fishing aspects, while her generous interior layout and use of high end fabrics with cherry wood joinery make her accommodations suitable for comfortable cruising.

Beginning forward is a large athwartships double berth with a custom Temperpedic mattress, cedar lined hanging locker, drawer and cabinet storage, and a flat screen TV. Aft to port is the large head with an enclosed stall shower, vanity with storage and quiet Tecma toilet system. Further aft is the dinette with solid cherry wood table on hi-lo pedestals which comfortably seats four or converts to a double berth. The fully equipped galley is opposite the dinette to starboard. A second flat screen TV is mounted to starboard facing the dinette. A centerline in sole hatch on pneumatic shocks reveals a large rod storage compartment. The entire cabin sole is teak & holly covered with bound edge teak & holly carpet. Natural light is provided by four opening port lights with blinds and screens and a skylight above the dinette.

The helm deck is three steps up from the main cabin and offers an excellent layout for fishing and entertaining. The centerline helm station offers 360° visibility and a large 16" x 36" console

with all electronics within easy sight and reach of the helmsman. A Scoponich teak ladder back cushioned helm chair faces the helm. A cushioned Pompanette companion seat is to starboard mounted on a molded fiberglass storage locker with a tackle center aft. A large cushioned L-shaped lounge is to port. The entire helm deck is fully enclosed and climate controlled by a dedicated 16,000 BTU reverse cycle air conditioner.

The 100 square foot cockpit offers two large fish boxes, live baitwell, and a bait prep center with sink and freezer. A starboard side transom door with gate leads out to the fiberglass swim platform.

The unusually large marlin tower with buggy top offers a fully equipped second helm with captain's chair and seating for up to four.

Forward Stateroom

- Double berth w/custom Temperpedic memory foam mattress & storage beneath
- Under berth storage drawers
- Custom bedspread/comforter, pillows & shams
- Cedar lined hanging locker
- (3) Overhead storage cabinets
- Storage drawer
- Sharp Aquos 15" LCD TV
- (3) rod holders
- Forward mirror
- Privacy curtain
- Overhead Bomar hatch w/Oceanair sliding screen & shade 2014

Head

- Thetford Tecma marine toilet system
- Cherry wood vanity w/storage cabinet & sink
- Framed mirror
- Shower stall w/circular acrylic sliding shower door & handheld shower
- Ventilation fanSolid cherry wood door
- Overhead Bomar hatch w/Oceanair screen/shade 2014
- Opening portlight w/screen

Main Cabin / Galley

- Satin finish cherry wood interior
- Teak & holly sole w/bound edge teak & holly carpeting
- 7' headroom

- U-shaped lounge w/solid rectangular cherry wood table converts to double berth
- Skylight above dinette
- (4) opening portlights w/blinds & screens
- Aft bulkhead rod storage
- Kenwood CD/AM/FM stereo w/amplifier & (6) speakers, 2014
- CO2 monitor
- Tappan microwave oven w/turntable
- Princess Gourmet (2) burner ceramic cooktop
- Tundra 4.2 cubic foot AC/DC refrigerator w/freezer compartment
- Solid surface counter top w/integrated sink & single lever faucet
- Overhead & under counter storage cabinets
- Sharp Aquos 15" LCD TV
- Cruisair SMXir electronic climate controls

Electronics & Navigation Equipment

All Garmin networked electronics were newly installed 2014

Lower Helm

- Garmin GPSmap 7212 12" touch screen multi function display
- Garmin GMR 604 6kW radar w/4' open array antenna & 72 mi. range
- Garmin GSD 24 black box network digital depth sounder
- Garmin GPSmap 5208 8" touch screen multi function display
- Garmin 19x GPS antenna
- Garmin GXM 52 SiriusXM antenna
- Garmin Meteor 300 black box audio system
- Icom IC-M604 VHF transceiver w/remote mic
- Raymarine ST8002 autopilot
- Raymarine Autohelm ST60+ depth sounder
- Ritchie compass
- (2) Caterpillar MPD's
- ACR RCL-75 remote control search light control
- ZF Mathers electronic control head

Tower Station

- Garmin GPSmap 5208 multi function display
- Garmin Meteor 300 remote control head
- Raymarine ST6002 autopilot control head
- Raymarine ST60+ display
- Icom IC-M504 VHF transceiver 2014
- ACR RCL-75 remote search light control
- ZF Mathers electronic control head

Helm Deck

- Scoponich varnished teak ladder back helm chair on pedestal w/footrest & cushions
- Pompanette ladder back companion chair w/cushions
- L-shaped cushioned lounge seating w/storage below
- Centerline helm console w/tilting Edson stainless steel wheel w/control knob
- Tackle storage compartment
- Sliding bi-fold hatch w/acrylic lockable cabin door
- Chart compartment w/clear acrylic cover
- (11) overhead recessed LED white/red lights
- Bound edge teak & holly carpet over fiberglass sole
- Cruisair 16,000 BTU reverse cycle air conditioning unit 2014
- Anodized aluminum windshield w/electrically actuated center vent
- (4) sided Strataglass enclosure

Deck Equipment

- 316 stainless steel 1 ¼" bow rail
- Bow pulpit w/polished stainless steel anchor roller
- Maxwell® RC 800 Windlass w/foot switches
- Fortress® Anchor w/25' of chain and 300' rode
- Heavy duty rubrail w/stainless steel insert
- (3) heavy duty windshield wipers w/self parking pantograph arms & washers
- International navigation lights
- ACR RCL-75 remote search light
- (3) Bomar deck hatches New 2014

Cockpit & Fishing Equipment

- 100 sq. feet of usable cockpit area
- 55 gallon live baitwell w/removable baffle & led light
- Dockside water inlet
- ½ " aluminum backing plate
- Port & starboard integrated coolers w/drains 25 gallons each
- Bait prep center w/sink, cutting board & lockable tackle storage
- Bait freezer w/Cruisair compressor 2014
- Cockpit courtesy lights
- (2) 5'6" insulated fish boxes w/macerator pumpout
- Cockpit combing pads 2014
- (5) Lee® stainless steel flush mount rod holders
- Marlin tower w/hardtop, controls & Edson wheel w/speed knob
- Tower helm chair, cushioned seating & bolsters New 2014

- (6) Rod rocket launchers
- Lee® Double Spreader Tower-Mounted Outriggers
- 2 spreader lights
- Fresh water wash down
- Raw water wash down Fuel tank inspection access hatch
- Removable aft storage box w/bilge access below
- Gunwale hawse pipes
- (2) Electric reel outlets
- Transom door w/top gate & heavy duty stainless latch
- Swim platform w/ boarding ladder

Hull & Construction

- LED underwater transom lights 2014
- Awlgrip hull paint, Fighting Lady Yellow 2014
- Solid fiberglass bottom w/cored hull sides
- Double stringer bulkhead construction
- 316 stainless steel hull side through-hull fittings
- Bronze underwater through-hull fittings
- Vinylester resin barrier coat
- Anti fouling bottom paint renewed March, 2015

Engine Room & Mechanical Equipment

- Twin Caterpillar C9 Acert 510 MHP diesel engines w/1325 hrs.
- ZF reduction gears w/1.78:1 ratios & trolling valves
- (2) Separ SWK 2000 10D fuel filters (main engines)
- Separ 2000 5D fuel filter (generator)
- ZF Mathers electronic controls Updated processors 2015
- Seastar hydraulic steering system
- Aquamet 22 stainless steel shafts
- Tdes dripless shaft seals
- 4 blade nibral propellers
- Cruisair reverse cycle air conditioning, (2) compressors, 30,000 BTU total renewed 2014
- 11 gallon stainless steel hot water heater
- Bronze rudders
- Bronze struts
- Bennett hydraulic trim tabs
- Fireboy automatic halon fire suppression system
- (4) Rule 12V automatic manual bilge pumps
- 12V sump pump 2014
- 12V macerator pump 2014

Electrical Equipment

- 110V AC electrical system, 12V DC electrical system
- Onan 9 kW generator
- (6) 12V marine batteries New 2015
- Progressive Dynamics PD2050, 50 amp electronic battery charger
- Vapor proof battery isolator
- 50 amp shore power w/50' cord on Glendinning Cablemaster retrieval system
- AC & DC distribution panels w/voltage and load meters
- Vimar light switches and electrical outlets throughout
- Central bonding system w/transom zinc plate

Remarks

This 38 Rampage Express has been owned by a marine professional since new and has enjoyed a rigorous preventative maintenance program. She stands in pristine condition, with all services up to date, ready to fish or cruise at a moments notice.

Exclusions

Owner's personal belongings.

Disclaimer

The Company offers the details of this vessel or yacht in good faith but cannot guarantee or warrant the accuracy of this information nor warrant the condition of the vessel. A buyer should instruct his representatives, agents, or his surveyors, to investigate such details as the buyer desires validated. This vessel or yacht is offered subject to prior sale, price change, or withdrawal without notice.

PHOTOS

Starboard Profile



Port Bow



Bow



Port Running



Starboard Stern



Cockpit



Tackle Center & Freezer



Cockpit Forward



Helm Deck



Lower Helm



Companion Seat, Tackle Locker




Galley Forward



Galley




Convertible Dinette



Forward Berth



Forward Berth



Head




Shower



Tower Seating



Tower Helm



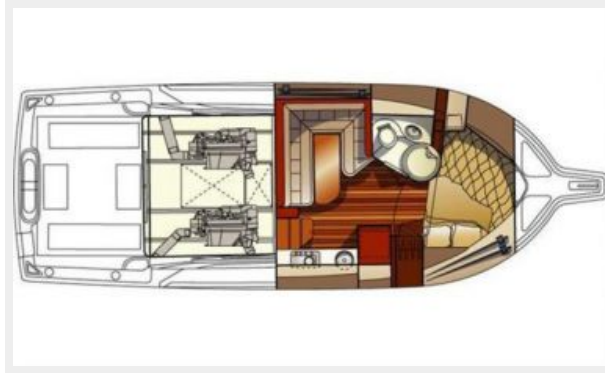
Foredeck



Engine Room



General Arrangement



CONTACTS

Andrey Shestakov, leading yacht broker of the sales department of Shestakov Yacht Sales Inc. Shestakov Yacht Sales Inc., the official representative of the Miami/Fort Lauderdale FL headquarters.

Contact details

Email: **andrey@shestakovyachtsales.com**

Web: shestakovyachtsales.com/en/

Telephones

USA: **+1(954)274-4435**

Office hours

Monday – Saturday: **9:00 - 21:00 EDT**

Sunday: **closed**

Address



Harbour Towne Marina, 850 NE 3rd St,
STE 213, Dania, FL 33004