

## NAUTI NELL — JEFFERSON



**Builder:** JEFFERSON

**Year Built:** 1988

**Model:** Motor Yacht

**Price:** PRICE ON APPLICATION

**Location:** United States

**LOA:** 42' 0" (12.80m)

**Beam:** 14' 3" (4.34m)

**Min Draft:** 3' 6" (1.07m)

**Max Draft:** 3' 6" (1.07m)

**Cruise Speed:** 10 Kts. (12 MPH)

**Max Speed:** 19 Kts. (22 MPH)

Our experienced yacht broker, Andrey Shestakov, will help you choose and buy a yacht that best suits your needs **Nauti Nell — JEFFERSON** from **our catalogue**. Presently, at **Shestakov Yacht Sales Inc.**, we have a wide variety of yachts available on **our sale's list**. We also work in close contact with all the big **yacht manufacturers** from all over the world.

If you would like to buy a yacht **Nauti Nell — JEFFERSON** or would like help answering any questions concerning purchasing, selling or chartering a yacht, please call **+1(954)274-4435**

# TABLE OF CONTENTS

TABLE OF CONTENTS	2
SPECIFICATIONS	6
Overview	6
Basic Information	6
Dimensions	6
Speed, Capacities and Weight	6
Accommodations	7
Hull and Deck Information	7
Engine Information	7
DETAILED INFORMATION	8
42' Jefferson Overview	8
42' Jefferson Vessel Walkthrough	8
42' Jefferson Accomodations	8
42' Jefferson Salon	8
42' Jefferson Galley	8
42' Jefferson Dining	9
42' Jefferson Master Stateroom	9
42' Jefferson Guest Stateroom	9
42' Jefferson Lower Helm	9
42' Jefferson Flybridge	9
42' Jefferson Sundeck	10
42' Jefferson Audio/Visual Equipment	10
42' Jefferson Electronics	10
42' Jefferson Electrical System	11
42' Jefferson Engine/Mechanical Equipment	11
42' Jefferson Deck Equipment	11
42' Jefferson Tender	12
42' Jefferson Safety & Fire Protection	13

42' Jefferson Exclusions	13
42' Jefferson Disclaimer	13
Exclusions	13
Disclaimer	13
PHOTOS	14
42' Jefferson Port Forward Profile Photo2	14
42' Jefferson Port Aft Profile	14
42' Jefferson Starboard Forward Profile	14
42' Jefferson Starboard Profile	14
42' Jefferson Starboard Aft Profile	14
42' Jefferson Forward Profile	14
42' Jefferson Anchor Windlass	15
42' Jefferson Foredeck	15
42' Jefferson Foredeck Aft	15
42' Jefferson Port Side Deck Photo1	15
42' Jefferson Starboard Side Deck Photo1	15
42' Jefferson Port Side Deck Photo2	15
42' Jefferson Starboard Side Deck Photo2	15
42' Jefferson Flybridge Forward	15
42' Jefferson Flybridge Aft	16
42' Jefferson Flybridge Port	16
42' Jefferson Flybridge Starboard	16
42' Jefferson Flybridge Helm	16
42' Jefferson Flybridge Helmseats	16
42' Jefferson Flybridge Port Seating	16
42' Jefferson Flybridge Starboard Seating	16
42' Jefferson Sundeck	16
42' Jefferson Sundeck Port	17
42' Jefferson Sundeck Starboard	17

---

42' Jefferson Sundeck Forward	17
42' Jefferson BBQ Grill	17
42' Jefferson Salon Aft	17
42' Jefferson Salon Port	17
42' Jefferson Salon Port Forward	17
42' Jefferson Salon Starboard	17
42' Jefferson Salon Lounge Sofa	18
42' Jefferson Lower Helm Photo1	18
42' Jefferson Lower Helm Photo2	18
42' Jefferson Galley Photo1	18
42' Jefferson Galley Photo2	18
42' Jefferson Dinette Photo1	18
42' Jefferson Dinette Photo2	18
42' Jefferson Master Stateroom	18
42' Jefferson Master Stateroom Starboard	19
42' Jefferson Master Stateroom Port	19
42' Jefferson Master Stateroom Forward	19
42' Jefferson Master Stateroom Head	19
42' Jefferson Master Stateroom Tub/shower	19
42' Jefferson Guest Stateroom	19
42' Jefferson Guest Stateroom Shower	20
42' Jefferson Guest Stateroom Head	20
42' Jefferson Engine Room Access	20
42' Jefferson Engine Room Forward	20
42' Jefferson Engine Room Aft	20
42' Jefferson Port Main Engine	20
42' Jefferson Starboard Main Engine	20
42' Jefferson Port Racor Fuel Filter	20
42' Jefferson Fuel Manifold	21

---

---

42' Jefferson Electrical Panel	21
42' Jefferson Generator	21
42' Jefferson Inverter	21
42' Jefferson Battery Charger	21
CONTACTS	22
Contact details	22
Telephones	22
Office hours	22
Address	22

---

# SPECIFICATIONS

---

## Overview

---

Nauti Nell is a classic 42' Jefferson aft cabin motoryacht in good condition.. She offers the usual double cabin layout, but her guest stateroom includes an enclosed shower in the ensuite head. There are numerous updates, like the 5,000 watt inverter, and she offers fuel efficient Caterpillar 3208 260 hp main engines. Nauti Nell is cruising the East Coast, but she is available for inspection anytime.

## Basic Information

---

**Category:** Motor Yacht

**Sub Category:** Aft Cabin

**Model Year:** 1988

**Year Built:** 1988

**Country:** United States

**Registration #:** KYS42245B888

**Vessel Top:** Bimini Top

**Fly Bridge:** Yes

## Dimensions

---

**LOA:** 42' 0" (12.80m)

**Beam:** 14' 3" (4.34m)

**Min Draft:** 3' 6" (1.07m)

**Max Draft:** 3' 6" (1.07m)

**Clearance:** 14' 0" (4.27m)

## Speed, Capacities and Weight

---

**Cruise Speed:** 10 Kts. (12 MPH)

**Max Speed:** 19 Kts. (22 MPH)

**Displacement:** 30000 Pounds

**Water Capacity:** 200 Gallons

**Holding Tank:** 40 Gallons

**Fuel Capacity:** 350 Gallons

---

## Accommodations

---

**Total Cabins:** 2

**Total Berths:** 3

**Sleeps:** 4

**Total Heads:** 2

---

## Hull and Deck Information

---

**Hull Material:** Fiberglass

**Deck Material:** Composite Fiberglass

**Hull Color:** White

**Hull Finish:** Stainless Steel

---

## Engine Information

---

**Engines:** 2

**Manufacturer:** Caterpillar

**Model:** 3208

**Engine Type:** Inboard

**Fuel Type:** Diesel

---

# DETAILED INFORMATION

---

## 42' Jefferson Overview

---

Nauti Nell is a classic 42' Jefferson aft cabin motoryacht in good condition.. She offers the usual double cabin layout, but her guest stateroom includes an enclosed shower in the ensuite head. There are numerous updates, like the 5,000 watt inverter, and she offers fuel efficient Caterpillar 3208 260 hp main engines. Nauti Nell is cruising the East Coast, but she is available for inspection anytime.

## 42' Jefferson Vessel Walkthrough

---

From the sundeck, you can access either side deck through wing doors or step up into the flybridge via 4 steps. Entering the salon through the double doors from the covered sundeck, you will find a recliner sofa with teak coffee table to starboard, lower helm with side deck access door starboard forward, storage cabinetry port forward, a stressless lounge chair to port, cabinetry and master stateroom access aft. Walking forward, step down and find the galley to starboard and dinette to port. The guest stateroom with ensuite head is all the way forward. Engine room access is via doors fore and aft and through salon sole hatches.

## 42' Jefferson Accomodations

---

Nauti Nell offers a full beam master stateroom aft with centerline queen size berth and ensuite head with tub/shower and a guest stateroom forward with over/under bunks and an ensuite head with enclosed shower. The dinette also converts to a berth.

## 42' Jefferson Salon

---

The salon offers a recliner sofa and teak coffee table to starboard, Lane stressless lounge chair and two tables to port, TV and storage cabinet port forward, liquor/storage cabinet port aft, opening side windows and blinds, teak parquet sole, LED lights, double teak & glass doors with screen to the sundeck and a side deck access door with screen starboard forward.

## 42' Jefferson Galley

---

The galley is located down and to starboard across from the dinette.

- Kenmore refrigerator/freezer (2015)



- Galley Maid Empress 3-burner electric cooktop
- Kenmore microwave oven
- Double stainless steel sinks
- Storage cabinets and drawers
- Teak parquet sole
- Snack Mate refrigerator in the sundeck wetbar
- Magma stainless steel BBQ grill on the sundeck

---

## 42' Jefferson Dining

---

Dining space is available at the dinette across from the galley or the sundeck table.

---

## 42' Jefferson Master Stateroom

---

The full beam master stateroom aft offers a centerline queen size berth, 2 transom portlights, transom hatch, opening side windows, curtains, nightstands, reading lights, teak parquet sole, benchseats each side aft, storage lockers (One is plumbed for a washer/dryer), storage drawers and cabinets, hanging lockers, shelves and an ensuite head with tub/shower.

---

## 42' Jefferson Guest Stateroom

---

The guest stateroom is forward and offers over/under bunks starboard, storage cabinet port, 3 portlights, overhead hatch, shelves, storage drawers, hanging locker, teak parquet sole, mirror and an ensuite head with enclosed shower.

---

## 42' Jefferson Lower Helm

---

The lower helm is located starboard forward in the salon and offers a full helm and side deck access door,

---

## 42' Jefferson Flybridge

---

The flybridge offers a bimini, Eisenglass enclosure, fan, helm forward with storage underneath, 2 X Tood helmseats, bound carpet over non-skid deck, benchseats each side and aft, rod storage, hinged arch and arch lights.

---

## 42' Jefferson Sundeck

---

The sundeck offers a wetbar forward with a Snack Mate refrigerator, wing doors to each side deck, bound exterior carpet over non-skid deck, hardtop, Eisenglass enclosure, sun shade, teak deck chairs, folding teak table, coffee table, Magma stainless steel BBQ grill, stainless steel & teak stairs to the flybridge, transom gate and double teak & glass doors to the salon.

---

## 42' Jefferson Audio/Visual Equipment

---

- Insignia flat screen TV in the salon and master stateroom
- Reconic interior speakers
- Kenwood KMR-M312BT sat ready stereo on the flybridge

---

## 42' Jefferson Electronics

---

- Garmin GPSMap 740s chart plotter on the flybridge
- Garmin GPS126 chart plotter on the flybridge
- Furuno 1900 Radar on the flybridge
- Icom IC-M412 VHF on the flybridge (2014)
- Uniden MC 790 VHF at the lower helm
- Autohelm 6000 autopilot on the flybridge and at the lower helm
- Autohelm Tridata display on the flybridge
- Ritchie magnetic compass on the flybridge and at the lower helm
- Datamarine speed/depth display on the flybridge
- Datamarine Dart depth/speed/log/temp display at the lower helm
- Rudder angle indicator at the lower helm
- Plastimo clock and Seth Thomas barometer in the salon
- Sharp Atomic clock/weather station in the salon

---

## 42' Jefferson Electrical System

---

- Westerbeke 8 kW generator with 2,225 hours
- Wagan Tech Proline 5000 watt inverter
- Newmar HDM 50 battery charger
- 50 amp shore cord
- 12vdc outlet at the lower helm

---

## 42' Jefferson Engine/Mechanical Equipment

---

- Twin Caterpillar 3208 260 hp main engines with approximately 3,043 hours
- Morse engine controls
- VDO gauges
- Glendinning engine synchronizer
- Groco ARG-750-S sea strainers
- Fuel manifold
- Racor 900FG fuel filters with vacuum gauges for the main engines
- Racor 500FG fuel filter for the generator
- Groco oil change pump
- Teleflex hydraulic steering system
- Bennett trim tabs
- Aqua Air reverse cycle air conditioning/heating system
- Attwood 10 gallon water heater
- Jabsco electric head forward and Jabsco Quiet Flush head aft (2014)
- Spare propellers

---

## 42' Jefferson Deck Equipment

---

- 
- Simpson-Lawrence Seawolf anchor windlass with foot control
  - White 45 lb anchor
  - Danforth spare anchor
  - 200' anchor chain (2014) and 150' nylon anchor rode
  - Stainless steel rail forward and each side and teak rail aft
  - Stainless steel sampson post
  - Stainless steel deck hardware
  - Stainless steel fender racks forward
  - Non-skid deck
  - Igloo 162 cooler/storage on foredeck
  - Boarding gates each side
  - Windshield cover
  - Raw water washdown forward
  - Fiberglass swimplatform
  - Stainless steel & teak ladder to the swimplatform
  - Stainless steel & teak swim ladder
  - Hot/cold fresh water shower aft
  - Rod holders and storage

## **42' Jefferson Tender**

---

- Hurley 600 lb capacity tender chocks on the swimplatform with an electric winch and remote
- 600 lb capacity tender davit on the sundeck hardtop
- Tender chocks on the sundeck hardtop
- Garelick outboard storage bracket on the transom

---

## 42' Jefferson Safety & Fire Protection

---

- First Alert smoke detectors
- Ray-Line searchlight
- Fire extinguishers
- Fireboy Halon 1301 engine room fire suppression system
- Rule bilge pumps

---

## 42' Jefferson Exclusions

---

- Sellers' personal belongings
- Artwork
- Tools
- Tender

---

## 42' Jefferson Disclaimer

---

The Company offers the details of this vessel in good faith but cannot guarantee or warrant the accuracy of this information nor warrant the condition of the vessel. A buyer should instruct his agents, or his surveyors, to investigate such details as the buyer desires validated. This vessel is offered subject to prior sale, price change, or withdrawal without notice.

---

## Exclusions

---

Owner's personal belongings.

---

## Disclaimer

---


The Company offers the details of this vessel or yacht in good faith but cannot guarantee or warrant the accuracy of this information nor warrant the condition of the vessel. A buyer should instruct his representatives, agents, or his surveyors, to investigate such details as the buyer desires validated. This vessel or yacht is offered subject to prior sale, price change, or withdrawal without notice.

---


# PHOTOS

---


**42' Jefferson Port Forward Profile  
Photo2**



**42' Jefferson Port Aft Profile**




**42' Jefferson Starboard Profile**



**42' Jefferson Starboard Forward  
Profile**



**42' Jefferson Starboard Aft Profile**



**42' Jefferson Forward Profile**



**42' Jefferson Anchor Windlass**



**42' Jefferson Foredeck**




**42' Jefferson Foredeck Aft**




**42' Jefferson Port Side Deck Photo1**




**42' Jefferson Port Side Deck Photo2**




**42' Jefferson Starboard Side Deck Photo1**



**42' Jefferson Starboard Side Deck Photo2**



**42' Jefferson Flybridge Forward**



**42' Jefferson Flybridge Aft**



**42' Jefferson Flybridge Port**



**42' Jefferson Flybridge Starboard**



**42' Jefferson Flybridge Helm**




**42' Jefferson Flybridge Helmseats**



**42' Jefferson Flybridge Port Seating**



**42' Jefferson Flybridge Starboard Seating**



**42' Jefferson Sundeck**





**42' Jefferson Sundeck Port**



**42' Jefferson Sundeck Starboard**



**42' Jefferson Sundeck Forward**



**42' Jefferson BBQ Grill**



**42' Jefferson Salon Aft**



**42' Jefferson Salon Port**



**42' Jefferson Salon Port Forward**



**42' Jefferson Salon Starboard**



**42' Jefferson Salon Lounge Sofa**



**42' Jefferson Lower Helm Photo1**



**42' Jefferson Lower Helm Photo2**



**42' Jefferson Galley Photo1**




**42' Jefferson Galley Photo2**



**42' Jefferson Dinette Photo1**




**42' Jefferson Dinette Photo2**




**42' Jefferson Master Stateroom**



**42' Jefferson Master Stateroom Port**




**42' Jefferson Master Stateroom Starboard**




**42' Jefferson Master Stateroom Forward**




**42' Jefferson Master Stateroom Head**




**42' Jefferson Master Stateroom Tub/shower**



**42' Jefferson Guest Stateroom**




**42' Jefferson Guest Stateroom Head**




**42' Jefferson Guest Stateroom Shower**




**42' Jefferson Engine Room Access**



**42' Jefferson Engine Room Forward**




**42' Jefferson Engine Room Aft**




**42' Jefferson Port Main Engine**



**42' Jefferson Starboard Main Engine**



**42' Jefferson Port Racor Fuel Filter**



**42' Jefferson Fuel Manifold**



**42' Jefferson Electrical Panel**




**42' Jefferson Generator**



**42' Jefferson Inverter**



**42' Jefferson Battery Charger**



# CONTACTS

---

Andrey Shestakov, leading yacht broker of the sales department of Shestakov Yacht Sales Inc. Shestakov Yacht Sales Inc., the official representative of the Miami/Fort Lauderdale FL headquarters.

## Contact details

---

Email: **andrey@shestakovyachtsales.com**

Web: [shestakovyachtsales.com/en/](https://shestakovyachtsales.com/en/)

## Telephones

---

USA: **+1(954)274-4435**

## Office hours

---

Monday – Saturday: **9:00 - 21:00** EDT

Sunday: **closed**

## Address

---



Harbour Towne Marina, 850 NE 3rd St, STE 213, Dania, FL 33004