

MISS MAGOO — ALBIN



Builder: ALBIN

Year Built: 2002

Model: Cruiser

Price: PRICE ON APPLICATION

Location: United States

LOA: 28' 0" (8.53m)

Beam: 10' 0" (3.05m)

Min Draft: 3' 2" (0.97m)

Max Draft: 3' 2" (0.97m)

Cruise Speed: 15.641572356 Kts. (18 MPH)

Max Speed: 19.117477324 Kts. (22 MPH)

Our experienced yacht broker, Andrey Shestakov, will help you choose and buy a yacht that best suits your needs **MISS MAGOO — ALBIN** from our catalogue. Presently, at Shestakov Yacht Sales Inc., we have a wide variety of yachts available on our sale's list. We also work in close contact with all the big yacht manufacturers from all over the world.

If you would like to buy a yacht **MISS MAGOO — ALBIN** or would like help answering any questions concerning purchasing, selling or chartering a yacht, please call **+1(954)274-4435**

TABLE OF CONTENTS

TABLE OF CONTENTS	2
SPECIFICATIONS	5
Overview	5
Basic Information	5
Dimensions	5
Speed, Capacities and Weight	5
Accommodations	6
Hull and Deck Information	6
Engine Information	6
DETAILED INFORMATION	7
Accommodations	7
Cabin	7
Galley	7
Head	7
Hull and Deck	8
Fishing Equipment	9
Electrical	9
Electronics & Navigation	9
Engine & Mechanical	10
Disclaimer-Engine Hours	10
Exclusions	10
Disclaimer	10
PHOTOS	12
Enclosed Head	12
Cabin	12
Galley	12
Pilothouse - forward	12
Factory Line Drawing	13

Factory Floor Plan	13
Helm to starboard	13
Navigation & Instrumentation	13
Nav Electronics, ICOM VHF	13
Engine Gauges	13
Lower Helm	14
U-Settee converts to Queen Berth	14
Cabin - portside	14
Cabin - aft portside	14
Stove - single burner; butane	14
Electrical Breaker Panel	14
Xantrex Inverter, 30 amp Shore Power Connection	15
Quarter Berth - Double	15
Storage Cabinet, Closet	15
Engine Box with Lounge Pad	15
Engine Cover Lifted	16
Yanmar Diesel with 300 hours	16
Portside Console & Seat	16
Bow, Cabin Hatch	16
Ground Tackle	16
Anchor Rode Locker	16
Hardtop & Radar Arch	17
Portside Bow Profile	17
Swim Platform, Transom Door	17
Starboard Profile	17
Windshield with Center Opening Window	17
Aft Starboard Profile	17
CONTACTS	18
Contact details	18

Telephones	18
Office hours	18
Address	18

SPECIFICATIONS

Overview

This 28' Albin TE has been professionally maintained and taken care of over the past 10 years by very knowledgeable Owners. She has been lift kept during the past ten years. The hull sides and boot strip have been painted with Awlgrip in 2013. The bottom painted white at the same time. There are no blisters and the bottom and running gear are in great shape.

She is fish rigged, but been very lightly fished with less than 300 hours on the original Yanmar engine. She is VERY fuel efficient. MISS MAGOO is truly a "turn key" boat with an enormous list of optional equipment and after market accessories that will enable you to be out on the water on day one with absolutely no additional expense.

Basic Information

Category: Cruiser

Sub Category: Express

Model Year: 2003

Year Built: 2002

Country: United States

Vessel Top: Hardtop

Cockpit: Yes

Dimensions

LOA: 28' 0" (8.53m)

LWL: 24' 0" (7.32m)

LOD: 28' 0" (8.53m)

Beam: 10' 0" (3.05m)

Min Draft: 3' 2" (0.97m)

Max Draft: 3' 2" (0.97m)

Speed, Capacities and Weight

Cruise Speed: 15.641572356 Kts. (18 MPH) **Max Speed:** 19.117477324 Kts. (22 MPH)

Displacement: 7500 Pounds

Water Capacity: 36 Gallons

Holding Tank: 20 Gallons

Fuel Capacity: 132 Gallons

Accommodations

Total Berths: 2

Sleeps: 4

Total Heads: 1

Hull and Deck Information

Hull Material: Fiberglass

Hull Configuration: Monohull

Engine Information

Engines: 1

Manufacturer: Yanmar

Model: 6LPA-STXP

Engine Type: Inboard

Fuel Type: Diesel

DETAILED INFORMATION

Accommodations

The forward cabin area has a dinette that converts to a queen sized berth. The galley area is complete with stove, refrigerator, microwave and sink. Aft of the galley is a 6'3" X 3'10" quarter berth. Opposite this berth is a full sized enclosed marine head/shower compartment, with a Sealand Vacuflush toilet system, a vanity and mirror. Accent and courtesy lighting in cabin and head. Six opening ports and one overhead hatch provide excellent ventilation to this area.

Cabin

Down three steps from the helm deck the cabin consists of the Galley on the portside, enclosed Head on the immediate starboard side, "U" shaped settee (convertible to large berth) and the double quarter port aft and to port. The cabin area is cooled with a 8K BTU air conditioner.

- 12" Samsung TV/VCR
- (4) Opening portholes
- (2) Opening portholes in Head
- (1) Overhead opening hatch
- (7) 12v Lights
- Lots of storage in cabinets and closet, etc.
- 8K BTU reverse cycle A/C

Galley

The Galley is located on the port side of the cabin and is just large enough to prepare a gourmet meal.

- S/S Sink with Pressurized Water System
- Samsung Microwave Oven, 110v
- Isotherm Refrigerator/freezer 12v DC/110v AC
- Accent Lighting in Cabin & Head
- Courtesy Lights in Cabin & Head
- AM/FM Stereo CD Player
- SS sink
- Hot Water Heater Heated by Engine and 110v
- Glomatic single burner Butane Stove
- Ample Drawers, Cupboards and Lockers

Head

The Head is enclosed on the starboard side at the bottom of the steps. It has a pull out faucet for a shower.

- Head/Shower Full Size
- VacuFlush Porcelain Toilet (all Seals new 10/2015)
- SS Sink with H/C fresh water
- Large medicine cabinet with mirror
- (1) 110v duplex outlet
- Vanity storage below sink and on the hull side
- (2) Opening portholes

Hull and Deck

- Dark Blue Hull with White boot stripe and Red pin stripe. Hull Awlgrip painted in 2013
- Bottom paint stripped; then 2 coats epoxy, 2 coats Interlux 1200 Protect; then 2 coats BC Performance epoxy non-ablative white bottom paint in 2013
- White non-skid deck - gel coat
- Swim Platform
- Three step swim ladder
- Deluxe helm seats
- Transom shower
- Transom door
- Anchor windlass
- Saltwater washdown
- Engine box lounge pad
- Flagstaff and ensign
- Stainless/steel ports
- Automatic Fireboy Extinguisher in engine space
- (2) Side slide opening windows in PH; (1) center windshield window opens
- Plastimo manual bilge pump in cockpit
- Fiberglass swim platform
- H/C fresh water transom shower
- Custom bolsters port, starboard and aft in cockpit
- 12v Simpson Lawrence windlass
- Delta anchor mounted on pulpit with SS roller
- 50' Chain and 100' rope rode
- Wide unobstructed side decks
- Large mooring bit w/bow pulpit
- S/S extended bow rail to back of wheelhouse
- (8) large stainless mooring cleats
- 2 hatches access anchor locker
- Large opening hatch in forward cabin roof (with screen)

- Grab rails on wheelhouse roof sides
- Radar arch w/antenna & radar pads
- Sliding windows in wheelhouse (port & starboard)
- (2) Portholes in quarter berth
- Recessed Rod Storage port and starboard
- Large 2-Hatch Fish/ Storage Box in Transom
- Drawers and Tackle Storage
- Pantograph Windshield Wipers (3)
- Drink Holders installed in Wheelhouse

Fishing Equipment

- (4) Port and starboard gunnel fish rod holders
- (3) Transom fish rod holders
- (2) Rupp Z30 Top Guns Hardtop mount outriggers
- (9) Rocket launchers
- (6) In side hull rod/gaff hook/brush holders
- Transom Door
- Rigged for electric downriggers
- Live-well built into transom

Electrical

- Vetus Bow Thruster with Toggle stick Control
- Easy Access to Circuit Breaker Panel
- Dockside 30 AMP Service
- Hydraulic Trim Tabs
- (2)6v wet cellbatteries for inverter
- (2) Starting/House batteries
- Full Engine Instrumentation audible Alarms
- Ample 110v Outlets throughout with GFI Protection
- 30 AMP Battery Charger
- Xantrex Inverter-Protec 4
- (1) 110v duplex outlet at helm
- (1) Guest remote spotlight

Electronics & Navigation

- Furuno FCV-600L Fish Finder
- Raymarine RL70RC Radar/chart plotter
- Hummingbird 1197C FF/chart GPS
- ICOM M402S VHF
- Raymarine ST8000+ autopilot
- Richie compass
- Sony AM/ FM Stereo CD Player

- Extra speakers in wheelhouse
- Adjustable helm seats
- Adjustable tilt hydraulic steering
- Trim tab controls
- Single lever throttle/shifter

Engine & Mechanical

- Yanmar 315 hp diesel
- Raw sea water impeller new 10/2015
- All engine zincs new 10/2015
- Transmission ZF HSW630V1 2:1 ratio
- Fresh water quick connect plumbed into raw sea water intake to flush out engine after use
- Vetus Bow Thruster
- Hydraulic Trim tabs
- Simpson Lawrence 12v windlass with helm control
- Bow pulpit with Delta anchor, 100' chain, rode
- Racor engine filter
- Halon automatic Fire Extinguisher in engine compartment
- Full engine instrumentation with audible alarms
- Large hatch with gas struts for easy engine access
- Engine hatch cushion
- Aquanet 22 S/S shafts with dripless stuffing box
- 4 bladed prop with sand shoe; rudder's lower bearing at sand shoe
- Hydraulic Steering with Tilt-Wheel

Disclaimer-Engine Hours

Please note: Engine hours shown here are as of the original listing date and are an account of what the Listing Broker was told by the Owner and/or actual reading of the engine hour meters. The Broker cannot guarantee the accuracy of engine and/or genset hours. It is the responsibility of the Buyer and/or his Agent/Surveyor to verify engine/genset hours, as well as all other representations noted on the Listing Brochure.

Exclusions

Owner's personal belongings.

Disclaimer

The Company offers the details of this vessel or yacht in good faith but cannot guarantee or

warrant the accuracy of this information nor warrant the condition of the vessel. A buyer should instruct his representatives, agents, or his surveyors, to investigate such details as the buyer desires validated. This vessel or yacht is offered subject to prior sale, price change, or withdrawal without notice.

PHOTOS

Cabin



Enclosed Head



Galley



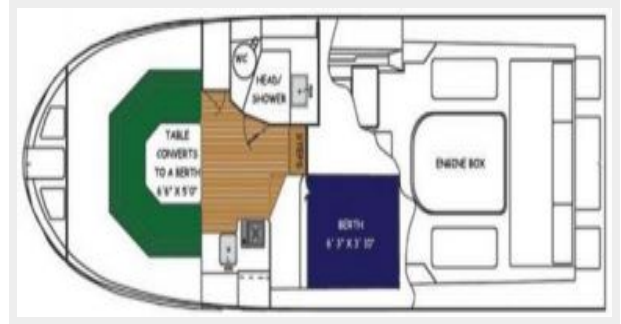
Pilothouse - forward



Factory Line Drawing



Factory Floor Plan



Helm to starboard



Navigation & Instrumentation



Nav Electronics, ICOM VHF




Engine Gauges



Xantrex Inverter, 30 amp Shore Power Connection



Quarter Berth - Double



Storage Cabinet, Closet



Engine Box with Lounge Pad



Engine Cover Lifted



Yanmar Diesel with 300 hours




Portside Console & Seat



Bow, Cabin Hatch



Ground Tackle



Anchor Rode Locker



Hardtop & Radar Arch



Portside Bow Profile



Swim Platform, Transom Door



Starboard Profile



Windshield with Center Opening Window



Aft Starboard Profile



CONTACTS

Andrey Shestakov, leading yacht broker of the sales department of Shestakov Yacht Sales Inc. Shestakov Yacht Sales Inc., the official representative of the Miami/Fort Lauderdale FL headquarters.

Contact details

Email: andrey@shestakovyachtsales.com

Web: shestakovyachtsales.com/en/

Telephones

USA: +1(954)274-4435

Office hours

Monday – Saturday: **9:00 - 21:00** EDT

Sunday: **closed**

Address



Harbour Towne Marina, 850 NE 3rd St,
STE 213, Dania, FL 33004