

MISS MAGOO — ALBIN



Судостроитель: ALBIN

Год постройки: 2002

Модель: Крейсер

Цена: ЦЕНА ЯХТЫ ПО ЗАПРОСУ

Местонахождение: United States

Длина общая: 28' 0" (8.53m)

Ширина: 10' 0" (3.05m)

Мин. осадка: 3' 2" (0.97m)

Макс. осадка: 3' 2" (0.97m)

Крейс. скорость: 15.641572356 Kts. (18 MPH)

Макс. скорость: 19.117477324 Kts. (22 MPH)

Купить **MISS MAGOO — ALBIN** а также выбрать подходящую вам яхту из нашего каталога яхт вам поможет опытный яхтенный брокер Андрей Шестаков. На сегодняшний день компания **Shestakov Yacht Sales Inc.** имеет большое количество яхт в собственном списке продаж, а также тесно сотрудничает со всеми крупными яхтенными производителями по всему миру.

Для того чтобы купить яхту **MISS MAGOO — ALBIN** а также проконсультироваться по любому вопросу связанному с покупкой, продажей, чартером яхт позвоните по телефону **+7(918)465-66-44**.

ОГЛАВЛЕНИЕ

ОГЛАВЛЕНИЕ	2
ХАРАКТЕРИСТИКИ	5
Обзор	5
Основная информация	5
Размеры	5
Скорость, вместимость и масса	6
Размещение	6
Корпус и палуба	6
Информация о двигателе	6
ПОДРОБНОЕ ОПИСАНИЕ	7
Accommodations	7
Cabin	7
Galley	7
Head	7
Hull and Deck	8
Fishing Equipment	9
Electrical	9
Electronics & Navigation	9
Engine & Mechanical	10
Disclaimer-Engine Hours	10
Исключения	10
Отказ от ответственности	10
ФОТОГРАФИИ	12
Enclosed Head	12
Cabin	12
Galley	12
Pilothouse - forward	12
Factory Line Drawing	13

Factory Floor Plan	13
Helm to starboard	13
Navigation & Instrumentation	13
Nav Electronics, ICOM VHF	13
Engine Gauges	13
Lower Helm	14
U-Settee converts to Queen Berth	14
Cabin - portside	14
Cabin - aft portside	14
Stove - single burner; butane	14
Electrical Breaker Panel	14
Xantrex Inverter, 30 amp Shore Power Connection	15
Quarter Berth - Double	15
Storage Cabinet, Closet	15
Engine Box with Lounge Pad	15
Engine Cover Lifted	16
Yanmar Diesel with 300 hours	16
Portside Console & Seat	16
Bow, Cabin Hatch	16
Ground Tackle	16
Anchor Rode Locker	16
Hardtop & Radar Arch	17
Portside Bow Profile	17
Swim Platform, Transom Door	17
Starboard Profile	17
Windshield with Center Opening Window	17
Aft Starboard Profile	17
КОНТАКТЫ	18
Контактная информация	18

Телефоны	18
Время работы	18
Адрес	18

ХАРАКТЕРИСТИКИ

Обзор

This 28' Albin TE has been professionally maintained and taken care of over the past 10 years by very knowledgeable Owners. She has been lift kept during the past ten years. The hull sides and boot strip have been painted with Awlgrip in 2013. The bottom painted white at the same time. There are no blisters and the bottom and running gear are in great shape.

She is fish rigged, but been very lightly fished with less than 300 hours on the original Yanmar engine. She is VERY fuel efficient. MISS MAGOO is truly a "turn key" boat with an enormous list of optional equipment and after market accessories that will enable you to be out on the water on day one with absolutely no additional expense.

Основная информация

Тип судна: Крейсер

Подкатегория: Express

Модельный год: 2003

Год постройки: 2002

Страна: United States

Верх: Hardtop

Кубрик: Да

Размеры

Длина общая: 28' 0" (8.53m)

Длина по ватерлинии: 24' 0" (7.32m)

Длина палубы: 28' 0" (8.53m)

Ширина: 10' 0" (3.05m)

Мин. осадка: 3' 2" (0.97m)

Макс. осадка: 3' 2" (0.97m)

Скорость, вместимость и масса

Крейс. скорость: 15.641572356 Kts. (18 MPH) **Макс. скорость:** 19.117477324 Kts. (22 MPH)

Водоизмещение: 7500 Pounds **Вместимость воды:** 36 Gallons

Вместимость сточного бака: 20 Gallons **Объем топливного бака:** 132 Gallons

Размещение

Всего коек: 2 **Спальные места:** 4

Всего ком. состава: 1

Корпус и палуба

Материал корпуса: Fiberglass **Комплектация корпуса:** Monohull

Информация о двигателе

Двигатели: 1 **Производитель:** Yanmar

Модель: 6LPA-STXP **Тип двигателя:** Inboard

Тип топлива: Diesel

ПОДРОБНОЕ ОПИСАНИЕ

Accommodations

The forward cabin area has a dinette that converts to a queen sized berth. The galley area is complete with stove, refrigerator, microwave and sink. Aft of the galley is a 6'3" X 3'10" quarter berth. Opposite this berth is a full sized enclosed marine head/shower compartment, with a Sealand Vacuflush toilet system, a vanity and mirror. Accent and courtesy lighting in cabin and head. Six opening ports and one overhead hatch provide excellent ventilation to this area.

Cabin

Down three steps from the helm deck the cabin consists of the Galley on the portside, enclosed Head on the immediate starboard side, "U" shaped settee (convertible to large berth) and the double quarter port aft and to port. The cabin area is cooled with a 8K BTU air conditioner.

- 12" Samsung TV/VCR
- (4) Opening portholes
- (2) Opening portholes in Head
- (1) Overhead opening hatch
- (7) 12v Lights
- Lots of storage in cabinets and closet, etc.
- 8K BTU reverse cycle A/C

Galley

The Galley is located on the port side of the cabin and is just large enough to prepare a gourmet meal.

- S/S Sink with Pressurized Water System
- Samsung Microwave Oven, 110v
- Isotherm Refrigerator/freezer 12v DC/110v AC
- Accent Lighting in Cabin & Head
- Courtesy Lights in Cabin & Head
- AM/FM Stereo CD Player
- SS sink
- Hot Water Heater Heated by Engine and 110v
- Glomatic single burner Butane Stove
- Ample Drawers, Cupboards and Lockers

Head

The Head is enclosed on the starboard side at the bottom of the steps. It has a pull out faucet for a shower.

- Head/Shower Full Size
- VacuFlush Porcelain Toilet (all Seals new 10/2015)
- SS Sink with H/C fresh water
- Large medicine cabinet with mirror
- (1) 110v duplex outlet
- Vanity storage below sink and on the hull side
- (2) Opening portholes

Hull and Deck

- Dark Blue Hull with White boot stripe and Red pin stripe. Hull Awlgrip painted in 2013
- Bottom paint stripped; then 2 coats epoxy, 2 coats Interlux 1200 Protect; then 2 coats BC Performance epoxy non-ablative white bottom paint in 2013
- White non-skid deck - gel coat
- Swim Platform
- Three step swim ladder
- Deluxe helm seats
- Transom shower
- Transom door
- Anchor windlass
- Saltwater washdown
- Engine box lounge pad
- Flagstaff and ensign
- Stainless/steel ports
- Automatic Fireboy Extinguisher in engine space
- (2) Side slide opening windows in PH; (1) center windshield window opens
- Plastimo manual bilge pump in cockpit
- Fiberglass swim platform
- H/C fresh water transom shower
- Custom bolsters port, starboard and aft in cockpit
- 12v Simpson Lawrence windlass
- Delta anchor mounted on pulpit with SS roller
- 50' Chain and 100' rope rode
- Wide unobstructed side decks
- Large mooring bit w/bow pulpit
- S/S extended bow rail to back of wheelhouse
- (8) large stainless mooring cleats
- 2 hatches access anchor locker
- Large opening hatch in forward cabin roof (with screen)

- Grab rails on wheelhouse roof sides
- Radar arch w/antenna & radar pads
- Sliding windows in wheelhouse (port & starboard)
- (2) Portholes in quarter berth
- Recessed Rod Storage port and starboard
- Large 2-Hatch Fish/ Storage Box in Transom
- Drawers and Tackle Storage
- Pantograph Windshield Wipers (3)
- Drink Holders installed in Wheelhouse

Fishing Equipment

- (4) Port and starboard gunnel fish rod holders
- (3) Transom fish rod holders
- (2) Rupp Z30 Top Guns Hardtop mount outriggers
- (9) Rocket launchers
- (6) In side hull rod/gaff hook/brush holders
- Transom Door
- Rigged for electric downriggers
- Live-well built into transom

Electrical

- Vetus Bow Thruster with Toggle stick Control
- Easy Access to Circuit Breaker Panel
- Dockside 30 AMP Service
- Hydraulic Trim Tabs
- (2)6v wet cellbatteries for inverter
- (2) Starting/House batteries
- Full Engine Instrumentation audible Alarms
- Ample 110v Outlets throughout with GFI Protection
- 30 AMP Battery Charger
- Xantrex Inverter-Protec 4
- (1) 110v duplex outlet at helm
- (1) Guest remote spotlight

Electronics & Navigation

- Furuno FCV-600L Fish Finder
- Raymarine RL70RC Radar/chart plotter
- Hummingbird 1197C FF/chart GPS
- ICOM M402S VHF
- Raymarine ST8000+ autopilot
- Richie compass
- Sony AM/ FM Stereo CD Player

- Extra speakers in wheelhouse
- Adjustable helm seats
- Adjustable tilt hydraulic steering
- Trim tab controls
- Single lever throttle/shifter

Engine & Mechanical

- Yanmar 315 hp diesel
- Raw sea water impeller new 10/2015
- All engine zincs new 10/2015
- Transmission ZF HSW630V1 2:1 ratio
- Fresh water quick connect plumbed into raw sea water intake to flush out engine after use
- Vetus Bow Thruster
- Hydraulic Trim tabs
- Simpson Lawrence 12v windlass with helm control
- Bow pulpit with Delta anchor, 100' chain, rode
- Racor engine filter
- Halon automatic Fire Extinguisher in engine compartment
- Full engine instrumentation with audible alarms
- Large hatch with gas struts for easy engine access
- Engine hatch cushion
- Aquanet 22 S/S shafts with dripless stuffing box
- 4 bladed prop with sand shoe; rudder's lower bearing at sand shoe
- Hydraulic Steering with Tilt-Wheel

Disclaimer-Engine Hours

Please note: Engine hours shown here are as of the original listing date and are an account of what the Listing Broker was told by the Owner and/or actual reading of the engine hour meters. The Broker cannot guarantee the accuracy of engine and/or genset hours. It is the responsibility of the Buyer and/or his Agent/Surveyor to verify engine/genset hours, as well as all other representations noted on the Listing Brochure.

Исключения

При продаже яхты исключаются личные вещи владельца.

Отказ от ответственности

Компания предоставляет описание судна или яхты добросовестно, но не может

гарантировать точность этой информации, а также не ручается за техническое состояние. Покупатель должен проинструктировать своих агентов или оценщиков исследовать представленную информацию более подробно, по собственному желанию. Продажа судна или яхты, изменение цены или снятие с продажи будет происходить без предварительного уведомления.

ФОТОГРАФИИ

Cabin



Enclosed Head



Galley



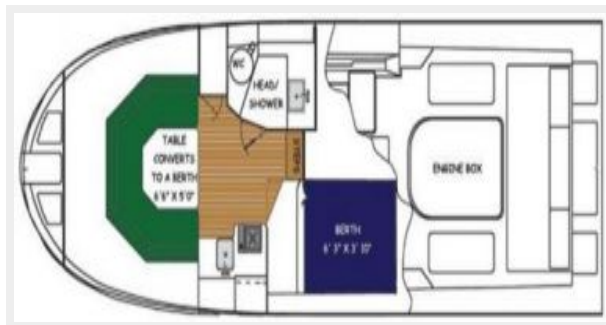
Pilothouse - forward



Factory Line Drawing



Factory Floor Plan



Helm to starboard



Navigation & Instrumentation



Nav Electronics, ICOM VHF



Engine Gauges



Lower Helm



U-Settee converts to Queen Berth



Cabin - portside



Cabin - aft portside



Stove - single burner; butane




Electrical Breaker Panel



Xantrex Inverter, 30 amp Shore Power Connection



Quarter Berth - Double



Storage Cabinet, Closet



Engine Box with Lounge Pad



Engine Cover Lifted




Yanmar Diesel with 300 hours



Portside Console & Seat



Bow, Cabin Hatch



Ground Tackle



Anchor Rode Locker



Hardtop & Radar Arch



Portside Bow Profile



Swim Platform, Transom Door



Starboard Profile



Windshield with Center Opening Window



Aft Starboard Profile



КОНТАКТЫ

Андрей Шестаков (Andrey Shestakov) – ведущий яхтенный брокер отдела продаж яхт и судов компании Shestakov Yacht Sales Inc. Официальный представитель Shestakov Yacht Sales Inc. для русскоговорящих клиентов в центральном офисе компании в Майами/Форт Лодердейл/Флорида/США.

Контактная информация

Email: andrey@shestakovyachtsales.com

Web: shestakovyachtsales.com

Телефоны

Краснодарский край: **+7(918)465-66-44**

США, Майами, Флорида: **+1(954)274-4435**

Время работы

Понедельник – Суббота: **9:00 - 21:00**
EDT

Воскресенье: **Закрито**

Адрес



Harbour Towne Marina, 850 NE 3rd St,
STE 213, Dania, FL 33004