

SARAHBETH — BURGER



Builder: BURGER

Year Built: 2001

Model: Sport Fisherman

Price: PRICE ON APPLICATION

Location: United States

LOA: 108' 0" (32.92m)

Beam: 24' 0" (7.32m)

Min Draft: 5' 6" (1.68m)

Max Draft: 5' 10" (1.78m)

Cruise Speed: 24 Kts. (28 MPH)

Max Speed: 28 Kts. (32 MPH)

Our experienced yacht broker, Andrey Shestakov, will help you choose and buy a yacht that best suits your needs **SARAHBETH — BURGER** from **our catalogue**. Presently, at **Shestakov Yacht Sales Inc.**, we have a wide variety of yachts available on **our sale's list**. We also work in close contact with all the big **yacht manufacturers** from all over the world.

If you would like to buy a yacht **SARAHBETH — BURGER** or would like help answering any questions concerning purchasing, selling or chartering a yacht, please call **+1(954)274-4435**

TABLE OF CONTENTS

TABLE OF CONTENTS	2
SPECIFICATIONS	4
Overview	4
Basic Information	4
Dimensions	4
Speed, Capacities and Weight	4
Accommodations	5
Hull and Deck Information	5
Engine Information	5
DETAILED INFORMATION	6
Walkthrough	6
Galley Equipment	7
Pilothouse Equipment	7
Flybridge Equipment	7
Engine & Mechanical Systems	8
Deck Equipment	8
Electrical Systems	8
Entertainment Electronics	8
Exclusions	9
Exclusions	9
Disclaimer	9
PHOTOS	10
Salon	10
Salon Aft	10
Salon Aft (Starboard)	11
Salon Forward	11
Salon Dining	11
Galley	11

Main Stairway	11
Pilothouse	11
Pilothouse Aft (Starboard)	11
Master Stateroom	11
Master Stateroom	12
Owners Walk In Closet	12
Owners Head (His)	12
Owners Head (Hers)	12
Port Guest Stateroom	12
Guest Head	12
Starboard Guest Stateroom	12
Washer and Dryer	12
Crew Quarters	13
Bow w/Crane	13
Side Deck	13
Foredeck	13
Atlas System	13
Fuel Polishing	13
Engine Room Electrical System	13
Starboard Exhaust	13
Engine Room (Forward)	14
Starboard Engine	14
CONTACTS	16
Contact details	16
Telephones	16
Office hours	16
Address	16

SPECIFICATIONS

Overview

SARAHBETH was built to fish remote locations in total safety and comfort. Standing alongside or stepping aboard, the quality and careful attention to detail are immediately evident. SARAHBETH is the second such vessel built by the Burger Boat Company for this owner. She carries sufficient fuel for making long passages while at the same time she has the horse power to run from weather or make a fast transit home. Her capacity for storing provisions is in complete and total harmony with her long range ability.

Basic Information

Category: Sport Fisherman

Model Year: 2001

Year Built: 2001

Country: United States

Fly Bridge: Yes

Cockpit: Yes

Dimensions

LOA: 108' 0" (32.92m)

Beam: 24' 0" (7.32m)

Min Draft: 5' 6" (1.68m)

Max Draft: 5' 10" (1.78m)

Speed, Capacities and Weight

Cruise Speed: 24 Kts. (28 MPH)

Max Speed: 28 Kts. (32 MPH)

Gross Tonnage: 186 Pounds

Water Capacity: 1500 Gallons

Fuel Capacity: 8025 Gallons

Accommodations

Total Cabins: 3

Sleeps: 6

Total Heads: 7

Crew Cabin: 2

Crew Berths: 5

Crew Heads: 2

Hull and Deck Information

Hull Material: Aluminum

Hull Designer: Don O'Keeffe

Exterior Designer: Burger Design
Team

Interior Designer: Burger Design
Team

Engine Information

Engines: 2

Manufacturer: Detroit Diesel

Model: 12V4000

Engine Type: Inboard

Fuel Type: Diesel

DETAILED INFORMATION

Walkthrough

SARAHBETH has luxurious accommodations for 10-12 including crew quarters. The spacious, teak decked cockpit aft is furnished with twin "Marlin" fighting chairs and a teak rocket launcher between. There is a transom door aft and built-in storage surrounds the cockpit area with room for tackle, rod lockers, and equipment dunnage. A dedicated wash down system and high capacity scupper drains can also be found in the cockpit area. Three hatches in the cockpit deck provide access to steering gear and additional storage including the Eskimo shaved ice system. Up five steps from the cockpit is the open observation deck protected by teak and stainless steel railings aft of matching teak tables with upholstered seating for four. Additional storage is built in along the forward bulkhead along with port and starboard hatch access to the machinery compartment below. Double teak and glass doors centered on the forward bulkhead open to main salon. From the observation deck moving forward through centered double doors is the grandly spacious main salon. Full teak paneling with wrap around windows, the spacious is voluminous yet welcoming. Matching sofas face each other to port and starboard aft with sofa tables in front of each. Built-in storage is aft and outboard moving forward with a teak peninsula divide to port separating the galley dining area forward from the salon aft. The Dining table and chairs are separated from the main salon by the peninsula cabinetry and further set apart by the teak overhead detail with custom lighting options. Opposite the Dining area is the teak and carpeted stairway up to the enclosed pilothouse. The Pilothouse has a warm and comfortable feel to it, paneled in teak with teak built-in cabinetry its full perimeter as well as a center island bench seat for guests. The captain's pedestal chair is forward centered at the broad console of navigation equipment spanning port to starboard. Complete visibility is afforded by wraparound windows in this space, particularly forward over 3 flat panel tempered glass windshields. Heavy duty washers and wipers ensure clear view in all conditions. Aft in the Pilothouse is a salon area with a large corner banquette and pedestal table to starboard and built-in head with shower opposite to port. Centered doors aft open to the open pilothouse deck with freezer storage and refrigerator cabinet forward and stainless steel railings protecting the open area aft. Stairs from the open aft deck lead up to the Flybridge station above. Back on the main deck level: The Galley is virtually full width and was built to counter height only for complete visibility from bulkhead to bulkhead. All appliances and galley equipment storage is concealed beneath granite topped teak cabinetry for a clean no-nonsense appearance. The inset glass range top faces forward while the double stainless steel sink face outboard to port. To starboard of the Galley area is the stairway down to the lower level cabin area with access to all staterooms. Amidship is the full width master suite with an athwartship king sized berth to port and luxurious white marble and glass his and hers heads, with a bidet. Built in storage is aft outboard and forward with abundant hanging and drawer storage. Twin guest staterooms with ensuite heads are forward of the

master with twin lower berths in each. Again the storage is generous and each cabin enjoys opening portlights as well as overhead sky light hatches. The two crew staterooms are next forward to port and starboard with twin lower berths in each and with private heads and showers. All of the staterooms including the crew cabins are detailed in satin finished teak joinerwork with solid teak doors and trim. Bureaus, drawers, closet enclosures and cabinetry are teak as well and all closet doors are louvered for ventilation. All closets are cedar lined. There are numerous port lights throughout along with a generous and superb array of overhead and indirect lighting. Coupled with white headliner and quality vinyl wall coverings, the "cave" effect often found below decks in vessels with traditional woodwork does not exist. SARAHBETH suffers no such issues but rather shows bright, crisp, and clean in the yachting tradition.

Galley Equipment

Miele Induction 5 burner glass top range GE Profile Microwave 2 door custom stainless steel refrigerator Thermador Convection Oven Whirlpool trash compactor Stainless steel sink Grohe sink fixtures Bosch Axxis stainless steel washer and dryer

Pilothouse Equipment

2 Furuno 96 mile X-band radars w/ ARPA Greemarine PC based Navigation system 19" VEI multi function monitor w/ AIS 17" VEI multi function monitor w/ AIS C-Plath Autopilot(takes heading from: 1-Fiber optic gyrocompass 2-Fluid gyrocompass 3-Fluxgate compass Elbex 2 camera CCTV system, engine room & mast cameras Furuno Navnet T2 Touch, 14" monitor Sonar XM weather Carlisle & Finch Searchlight Kahlenberg 3 trumpet air horns Kahlenberg air whistle Brookes and Gatehouse Hydra 2000 Brookes and Gatehouse Wind Gauge Northstar 952X GPS SEA 857 Loud Hailer SEA 157 VHF radio SEA 330 Single Side Band radio KVF FB 500 Sat Phone system Yacht Networks WiFi system HP Photosmart 2610 All in One printer/fax/copier/scanner Panasonic Digital Super Hybrid Phone System Shore, Cell, Satcom 7 fixed phone sets, 2 handheld sets ABS hardwired phone Sony Trinitron television Denon am/fm tuner/amplifier Denon CD Player U-Line ice maker Day head in Pilothouse

Flybridge Equipment

2 - Furuno Touch Screen Monitors C-Plath autopilot controls Sperry Marine rudder angle indicator ZF transmission controls ZF trolling valve controls Northstar GPS 952X B&G Hydra 2000 repeater Bow thruster controls Rybovich steering wheel Magnetic compass Kahlenberg horn/whistle controls

Engine & Mechanical Systems

Twin MTU 12V4000 main engines, 2,735 bhp each, 5,840 hours since new 24V main engine starters and alternators ZF Marine gears with trolling valves Electronic and manual(back-up) engine controls Koopnautic Rotary stabilizer system Quantum hydraulic bow thruster system Marine Exhaust sound control muffler system Sea chest raw water supply system JD Nall Chilled water air conditioning system (3) - 6 ton chiller units Water Maker Inc. water maker system (2) - 1,000 gallon per day units Alfa Laval centrifuge fuel polishing system Racor secondary fuel filter system Fill-Rite fuel pumping system Delta T engine air control system (4) - 220V engine room fans, 2 intake, 2 exhaust NuTone Central Vacuum system (2) - Jun-Air 220V single phase air compressors Constant circulation domestic hot water system Bauer dive compressor Eskimo shaved ice making system Headhunter Royal Flush Marine toilets(7) Spare Props

Deck Equipment

Port and starboard wing station controls - Pilothouse aft deck 2 compartment stainless steel Refrigerator/Freezer - Pilothouse aft deck 2 - Givens canister 10 man liferafts Rupp 40' Outriggers Nautical Structures hydraulic tender davit on foredeck Flats boats are excluded 2 Pompanette Marlin fighting chairs Pompanette "rocket launcher" rod holder 3 trumpet Kahlenberg air horns Kahlenberg air whistle 2 - glass front live wells, cockpit Aft deck VEI outdoor multi-feed monitor, television, nav plotter, CCTV Cockpit wash down system Tender chocks

Electrical Systems

12/24/110/220V systems Atlas Shore Power Management system Atlas Frequency Converter Twin Kilopak 55kw generators with John Deere 6 cylinder engines (rebuilt 2013) New electrical units on both generators (2013) Yacht Networks WiFi system (w/repeaters throughout) Square D PowerLogic Monitor (pilothouse) Newmar battery monitor (pilothouse)

Entertainment Electronics

SeaTel Satellite Antenna system w/ 7 independent receivers Main Salon 46" Samsung Flat Screen Television Mitsubishi VCR Denon Receiver Denon Amplifier Speaker control panel WiFi Sat Phone Pilothouse Sony Trinitron television Denon am/fm tuner/amplifier Denon CD/DVD player Master Stateroom Samsung 32" Flatscreen television Stereo speaker system Guest Staterooms Sony Trinitron televisions Denon component equipment, DVD, DVR, Tuners Crew Cabins Samsung Televisions Stereo tuners Phone Intercoms(in all staterooms + salon and PH) Aft Deck VEI

Television monitor

Exclusions

To be provided prior to survey.

Exclusions

Owner's personal belongings.

Disclaimer



The Company offers the details of this vessel or yacht in good faith but cannot guarantee or warrant the accuracy of this information nor warrant the condition of the vessel. A buyer should instruct his representatives, agents, or his surveyors, to investigate such details as the buyer desires validated. This vessel or yacht is offered subject to prior sale, price change, or withdrawal without notice.

PHOTOS



Salon

Salon Aft



Salon Aft (Starboard)



Salon Forward



Salon Dining



Galley



Main Stairway



Pilothouse



Pilothouse Aft (Starboard)



Master Stateroom



Master Stateroom



Owners Walk In Closet



Owners Head (His)



Owners Head (Hers)



Port Guest Stateroom



Guest Head



Starboard Guest Stateroom



Washer and Dryer



Crew Quarters



Bow w/Crane



Side Deck



Foredeck




Atlas System




Fuel Polishing






Engine Room Electrical System







Starboard Exhaust



Engine Room (Forward)



Starboard Engine





CONTACTS

Andrey Shestakov, leading yacht broker of the sales department of Shestakov Yacht Sales Inc. Shestakov Yacht Sales Inc., the official representative of the Miami/Fort Lauderdale FL headquarters.

Contact details

Email: **andrey@shestakovyachtsales.com**

Web: shestakovyachtsales.com/en/

Telephones

USA: **+1(954)274-4435**

Office hours

Monday – Saturday: **9:00 - 21:00** EDT

Sunday: **closed**

Address



Harbour Towne Marina, 850 NE 3rd St, STE 213, Dania, FL 33004