

## CHIMERA — HINCKLEY



**Builder:** HINCKLEY

**Year Built:** 1997

**Model:** Cruising Sailboat

**Price:** PRICE ON APPLICATION

**Location:** United States

**LOA:** 60' 3" (18.36m)

**Beam:** 15' 4" (4.67m)

**Min Draft:** 6' 6" (1.98m)

**Cruise Speed:** 8 Kts. (9 MPH)

**Max Speed:** 9 Kts. (10 MPH)

Our experienced yacht broker, Andrey Shestakov, will help you choose and buy a yacht that best suits your needs **CHIMERA — HINCKLEY** from our catalogue. Presently, at Shestakov Yacht Sales Inc., we have a wide variety of yachts available on our sale's list. We also work in close contact with all the big yacht manufacturers from all over the world.

If you would like to buy a yacht **CHIMERA — HINCKLEY** or would like help answering any questions concerning purchasing, selling or chartering a yacht, please call **+1(954)274-4435**

# TABLE OF CONTENTS

TABLE OF CONTENTS	2
SPECIFICATIONS	4
Overview	4
Basic Information	4
Dimensions	4
Speed, Capacities and Weight	4
Accommodations	5
Hull and Deck Information	5
Engine Information	5
DETAILED INFORMATION	6
INTRODUCTION	6
ACCOMMODATIONS	6
MASTER STATEROOM	6
MAIN SALON	6
GALLEY	7
NAV STATION and STATEROOM	7
PORT GUEST STATEROOM	7
AFT GUEST HEAD / SHOWER	7
ELECTRICAL SYSTEM	8
ELECTRONICS and NAVIGATION EQUIPMENT	8
MECHANICAL EQUIPMENT and ENGINE DETAILS	9
HULL and DECK CONSTRUCTION	9
SAILS, MAST and RIGGING	10
DECK and DECK EQUIPMENT	10
EXCLUSIONS	11
Exclusions	12
Disclaimer	12
PHOTOS	13

---

CONTACTS	21
Contact details	21
Telephones	21
Office hours	21
Address	21

---

# SPECIFICATIONS

---

## Overview

---

CHIMERA represents an ideal combination of world-renowned craftsmanship from the Hinckley Company and the handsome lines and proven design characteristics from the board of John G. Alden Yacht Design. Upon stepping aboard, one will immediately be impressed with the attention to detail throughout and the pure beauty of her interior carpentry that boasts solid cherry raised-panel details on every surface. Her extensive equipment list is also second to none, including carbon rigs, hydraulic furling main, genoa and staysail, hydraulic winches, retractable bow thruster, air, generator, heater, water maker and much more. Having just completed a major refit including all new rig, paint, teak decks, fabrics and canvas, CHIMERA is shining with pedigree and is without a doubt the finest yacht available in this size range.

## Basic Information

---

**Category:** Cruising Sailboat

**Sub Category:** Aft Cockpit

**Model Year:** 1997

**Year Built:** 1997

**Refit Year:** 2015

**Refit Type:** New rig, paint, teak decks, fabrics and canvas

**Country:** United States

**Vessel Top:** Dodger

## Dimensions

---

**LOA:** 60' 3" (18.36m)

**LWL:** 43' 4" (13.21m)

**Beam:** 15' 4" (4.67m)

**Min Draft:** 6' 6" (1.98m)

## Speed, Capacities and Weight

---

**Cruise Speed:** 8 Kts. (9 MPH)

**Max Speed:** 9 Kts. (10 MPH)

**Displacement:** 60500 Pounds

**Water Capacity:** 250 Gallons

**Fuel Capacity:** 350 Gallons

---

## Accommodations

---

**Total Cabins:** 3

**Total Berths:** 5

**Sleeps:** 7

**Total Heads:** 2

---

## Hull and Deck Information

---

**Hull Material:** Composite

**Deck Material:** Teak

**Hull Configuration:** Centerboard

**Hull Color:** Flag Blue

**Hull Finish:** Stainless Steel

**Hull Designer:** John G. Alden

---

## Engine Information

---

**Engines:** 1

**Manufacturer:** Cummins

**Model:** 6B5.9M

**Engine Type:** Inboard

**Fuel Type:** Diesel

---

# DETAILED INFORMATION

---

## INTRODUCTION

---

CHIMERA represents an ideal combination of world-renowned craftsmanship from the Hinckley Company and the handsome lines and proven design characteristics from the board of John G. Alden Yacht Design. Upon stepping aboard, one will immediately be impressed with the attention to detail throughout and the pure beauty of her interior carpentry that boasts solid cherry raised-panel details on every surface. Her extensive equipment list is also second to none, including carbon rigs, hydraulic furling main, genoa and staysail, hydraulic winches, retractable bow thruster, air, generator, heater, water maker and much more. Having just completed a major refit including all new rig, paint, teak decks, fabrics and canvas, CHIMERA is shining with pedigree and is without a doubt the finest yacht available in this size range.

## ACCOMMODATIONS

---

CHIMERA sleeps five in three private staterooms, plus two in the main salon. The interior joiner work is beautifully finished high-gloss American cherry with solid raised-panel locker, drawer and door fronts, as well as all vertical flat surfaces. Overheads are white tongue-and-groove panels with laminated deck beams, while cabin soles are all high-gloss solid teak and holly. Interior fabrics all new 2015.

## MASTER STATEROOM

---

The owner's cabin forward features a double berth to starboard, while to port is a built-in chair with ottoman, mirrored vanity and large cedar-lined hanging locker. There are also multiple drawers under the berth, a bureau to starboard and numerous lockers and book shelves outboard each side. A large deck hatch, four opening portholes and two dorade vents provide great light and ventilation.

Forward of the master stateroom is a private head and separate shower stall featuring Corian sink and counters, Grohe faucet, toilet and numerous lockers. The area is finished in a Herreshoff style, with white bulkheads and high-gloss cherry trim and cabin soles/shower grates.

## MAIN SALON

---

The stunning main salon features a U-shaped settee to starboard with customized solid cherry dining table with inlays and storage under and outboard, including a book shelf. To port is a full-length expandable settee with additional storage outboard and two bureau cabinets for wine bottle, stemware and glass storage, and the entertainment center. The inviting area is accentuated by a custom teak butterfly hatch above with stainless hardware, and a custom

Dutch-built stainless/glass fireplace with granite hearth. There is also another deck hatch and four dorade vents for additional light and ventilation.

---

## **GALLEY**

---

A U-shaped galley is to starboard and aft of the salon with a layout that is both functional and attractive. The galley is large by any standard with generous countertop area, extensive storage space and vertical refrigerator door for easy access. Other features include:

- Corian countertops with integral cutting board
- Integral Corian double sinks with Grohe retractable faucet
- Broadwater four-burner propane stove with (2) 20 lb. tanks
- Microwave oven
- Toaster oven
- Sea Frost refrigeration with separate refrigerator and freezer compartments
- Seagull water purifier
- Custom glass, bottle and dish storage
- Full galleyware, including pots and pans, dishes, glasses and utensils

---

## **NAV STATION and STATEROOM**

---

The forward-facing nav station is aft of the galley, with comfortable built-in seat and easy access to instrumentation and breaker panels, and is also conveniently located close to the companionway. Further aft is the navigator's stateroom with single berth, hanging locker and several storage lockers, as well as dedicated space for the printer and washer/dryer and an opening porthole into the cockpit.

---

## **PORT GUEST STATEROOM**

---

The primary guest cabin is aft to port, with a generous double berth, a bureau with multiple drawers, a cedar-lined hanging locker, a mirrored vanity with pull-out seat and opening porthole into cockpit.

---

## **AFT GUEST HEAD / SHOWER**

---

The guest head is accessible from the base of the companionway to provide a convenient day head. The area features a Corian sink and counter, toilet and several drawers and lockers -- all finished in a Herreshoff style with white bulkheads and high-gloss cherry trim with high-gloss teak grate.

---

## ELECTRICAL SYSTEM

---

- 24 volt DC/ 220 volt AC electrical system
- Separate 12 volt panel for electronics
- Northern Lights 8 kW generator, 5,420 hours (1,122 SMOH in 2012)
- (1) 50 amp shore power inlet with cable
- (2) 50' shore cables with misc. adapters
- Mastervolt 24 volt battery charger (2014)
- Newmar 12 volt battery charger
- 160 amp Engine alternator
- Mastervolt 3500 watt inverter
- (6) 8D 12 volt house batteries in series/parallel (new 2015)
- (2) Engine start batteries (new 2015)
- (1) Generator start battery (new 2015)
- Custom electrical control panel at nav station
- High water bilge alarm
- Frigast stainless steel reading lights
- Overhead lights with dimmers throughout
- Accent rope lighting
- Night lights
- Hella cabin fans throughout
- LED running lights (2011)

---

## ELECTRONICS and NAVIGATION EQUIPMENT

---

### At Nav Station:

- B&G instruments
- Garmin GPS/chartplotter with AIS
- Furuno 24-mile radar with MARPA
- C&E Marine marinized solid state computer (new, 2018) with Nobletec charting software, KVH communication software and Wave WiFi receiver/amplifier
- ICOM SSB
- ICOM VHF
- KVH mini-VSAT (2012)
- Inmarsat-C
- Ericsson 35 broadband router (2013)
- Autopilot controls
- Weems & Plath clock and barometer

### In Cockpit:

- (3) B&G instrument displays
- (3) B&G analog wind displays



- (2) B&G autopilots
- Ritchie 6" compass

---

## MECHANICAL EQUIPMENT and ENGINE DETAILS

---

- Cummins 6B5.9M 6-cylinder 115 hp diesel engine (1,135 SMOH in 2012)
- Aquadrive thrust bearing and soft engine mounts
- 3-blade Max feathering propeller with Spurs line cutters
- Oil transfer pump
- Fuel polishing system (2012)
- Sea Frost refrigeration (new 2013)
- Pressurized fresh water
- Allcraft 20-gallon hot water heater (2010)
- Sea Recovery SRC 600 watermaker
- Marine Air chilled water reverse-cycle air conditioning (4 zones)
- Espar diesel cabin heater
- Splendide washer/dryer (new, 2017)
- Lewmar 300 SVT retractable bow thruster (24 volt) with foot controls at helm
- Lewmar 24 volt commander system for winches and furling functions
- (2) Automatic electric bilge pumps
- (2) Manual bilge pumps
- Engine driven bilge pump (2013)
- (2) Wilcox Crittendon toilets
- (2) 35-gallon holding tanks fore and aft, each with electric discharge and manual pumps, and direct overboard bypass
- Edson steering system with custom Dutch-built stainless cockpit pedestal
- Edson varnished teak steering wheel
- Fireboy engine room fire extinguisher
- Tank tender gauges
- Salt water deck washdown
- Hot/cold shower at stern

---

## HULL and DECK CONSTRUCTION

---

The hull and deck were laminated using the SCRIMP resin infusion process, creating a hull lamination that is completely uniform in the resin-to-fiber ratio, as well as complete adhesion of the balsa core material to the inner and outer skins. The SCRIMP process results in an extremely strong hull and deck structure. There are two watertight bulkheads – one forward of master head, and one at the aft end of master stateroom. The rudder and stock are carbon fiber, while centerboard is fiberglass with hydraulic lift arm. CHIMERA has a minimum draft of 6'6" with centerboard up and a maximum draft of 11'8" with board down.

Topsides are Flag Blue Awlgrip with gold leaf cove stripe, double white boot stripe and red bottom (all new 2015). Bottom and topsides were also re-faired in 2015. Cabin house is white Awlgrip with painted non-skid (all new 2015). Teak decks and cabin top, all new 2015. Painted rubrail with stainless striker.

---

## SAILS, MAST and RIGGING

---

### Mast & Rigging:

- Hall Spars fiber double spreader mast (2015) with hydraulic in-mast furling
- GMT carbon mizzen mast with manual furling (rebuilt and painted 2015)
- Furlex hydraulic genoa furler
- Furlex hydraulic staysail furler
- Navtec rod rigging (inspected and re-headed 2014)
- Navtec hydraulic backstay, boom vang, and centerboard with control panel in cockpit and stainless steel cylinders
- Insulated backstay for SSB
- Carbon spinnaker pole (repainted 2015), stored on mast
- Carbon reaching strut
- Spreader lights

### Sails:

- Doyle Stratis carbon/Vectran furling mainsail (2010)
- Doyle carbon/Vectran 140% genoa (2010)
- Doyle Vectran 110% jib
- Furling staysail
- Doyle Vectran furling mizzen
- Doyle mizzen staysail
- Doyle storm trysail
- Doyle symmetrical spinnaker
- Doyle full radial asymmetrical spinnaker w/ ATN sock
- Furling staysail

---

## DECK and DECK EQUIPMENT

---

- Lewmar anchor windlass (2012) with wireless remote
- Bruce 110 lb. anchor with 300' 3/8" stainless all chain rode
- Fortress FX-85 storm anchor with rode and chain
- Fortress stern anchor with rode and chain
- (2) Lewmar #77 hydraulic self-tailing primary winches
- Lewmar #58 hydraulic self-tailing mainsheet winch
- (2) Lewmar # 62 self-tailing secondary winches

- (2) Lewmar # 16 mizzen halyard/sheet winches
- (2) Lewmar # 54 and (2) Lewmar # 50 halyard winches
- Harken mainsheet traveler
- Harken genoa tracks and turning blocks
- (8) Stainless opening portholes
- (3) Flush Freeman foredeck hatches
- (3) Flush Freeman aft deck hatches
- (3) Stainless deck hatches
- Custom varnished teak butterfly hatch with stainless hardware
- (9) Stainless cowl vents with teak dorade boxes
- (6) Fixed cabin windows
- (2) Deck prisms
- Varnished teak toe rail, drip rail, dorade boxes and cockpit trim
- Dodger with elkhide-covered grab bar (2015)
- Custom carbon fiber bimini with large T-shaped fixed viewing window (2013)
- Removable side curtains
- (2) Sunbrella awnings – one bow to mizzen, one main to mizzen
- Sunbrella cockpit cushions (2015)
- Custom varnished expandable teak cockpit table
- Bridgedeck extension
- Boom-mounted light over cockpit with dimmer
- Teak/stainless passerelle
- Stainless swim ladder
- (2) Horseshoe life rings (2015)
- MOM
- LifeSling
- Heaving line
- (8) Inflatable PFDs with harness
- Winslow 8-man life raft with ditch bag
- EPIRB
- Ship's bell
- Radar reflector
- Flares
- (6) Portable fire extinguishers
- Bosun's chair
- (8) Docklines (2015)
- (5) Fenders with fleece covers (2015)
- Fender board
- Outboard motor mount in forepeak
- Varnished teak ensign pole
- Full complement of tools and extensive spares

## EXCLUSIONS

The owner's personal effects are excluded from the sale.

## **Exclusions**

---

Owner's personal belongings.

## **Disclaimer**


---

The Company offers the details of this vessel or yacht in good faith but cannot guarantee or warrant the accuracy of this information nor warrant the condition of the vessel. A buyer should instruct his representatives, agents, or his surveyors, to investigate such details as the buyer desires validated. This vessel or yacht is offered subject to prior sale, price change, or withdrawal without notice.

# PHOTOS








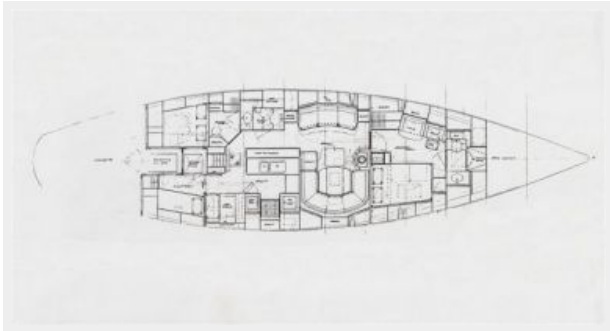












---

# CONTACTS

---

Andrey Shestakov, leading yacht broker of the sales department of Shestakov Yacht Sales Inc. Shestakov Yacht Sales Inc., the official representative of the Miami/Fort Lauderdale FL headquarters.

---

## Contact details

---

Email: [andrey@shestakovyachtsales.com](mailto:andrey@shestakovyachtsales.com)

Web: [shestakovyachtsales.com/en/](http://shestakovyachtsales.com/en/)

---

## Telephones

---

USA: +1(954)274-4435

---

## Office hours

---

Monday – Saturday: **9:00 - 21:00** EDT

Sunday: **closed**

---

## Address

---



Harbour Towne Marina, 850 NE 3rd St,  
STE 213, Dania, FL 33004