

BLUE MOOSE — HALLBERG-RASSY



Builder: HALLBERG-RASSY

Year Built: 2003

Model: Cruising Sailboat

Price: PRICE ON APPLICATION

Location: United Kingdom

LOA: 40' 8" (12.40m)

Beam: 12' 6" (3.81m)

Min Draft: 6' 7" (2.01m)

Our experienced yacht broker, Andrey Shestakov, will help you choose and buy a yacht that best suits your needs **BLUE MOOSE — HALLBERG-RASSY** from our catalogue. Presently, at Shestakov Yacht Sales Inc., we have a wide variety of yachts available on our sale's list. We also work in close contact with all the big yacht manufacturers from all over the world.

If you would like to buy a yacht **BLUE MOOSE — HALLBERG-RASSY** or would like help answering any questions concerning purchasing, selling or chartering a yacht, please call **+1(954)274-4435**

TABLE OF CONTENTS

TABLE OF CONTENTS	2
SPECIFICATIONS	4
Overview	4
Basic Information	4
Dimensions	4
Speed, Capacities and Weight	4
Accommodations	4
Hull and Deck Information	5
Engine Information	5
DETAILED INFORMATION	6
Broker's Comments	6
Owner's Comments	6
Construction	6
Machinery	7
Electrical Systems	8
Plumbing Systems	9
Tankage	10
Navigation Equipment	10
Domestic Equipment	11
Accommodation	13
Deck Equipment	16
Exclusions	19
Disclaimer	19
PHOTOS	20
CONTACTS	30
Contact details	30
Telephones	30
Office hours	30

Address

30

SPECIFICATIONS

Overview

A meticulously well maintained mile munching blue water yacht from the world renowned Hallberg-Rassy yard. With a great spec and no stone left unturned from a maintenance point of view, BLUE MOOSE truly is a turnkey blue water cruising option.

Basic Information

Category: Cruising Sailboat

Sub Category: Center Cockpit

Model Year: 2003

Year Built: 2003

Country: United Kingdom

Dimensions

LOA: 40' 8" (12.40m)

LWL: 37' 10" (11.53m)

Beam: 12' 6" (3.81m)

Min Draft: 6' 7" (2.01m)

Speed, Capacities and Weight

Displacement: 22046.2262 Pounds

Water Capacity: 121.51914392 Gallons

Fuel Capacity: 117.55656314 Gallons

Accommodations

Total Cabins: 2

Total Berths: 7

Total Heads: 1

Hull and Deck Information

Hull Material: GRP

Deck Material: Teak

Hull Designer: German Frers

Engine Information

Engines: 1

Manufacturer: Volvo Penta

Model: 02-55

Engine Type: Inboard

Fuel Type: Diesel

DETAILED INFORMATION

Broker's Comments

The Hallberg-Rassy 40 is a blue water cruising yacht of the highest quality, with beautiful lines and an impeccable finish throughout. BLUE MOOSE has been meticulously maintained by her current owners and it shows. Every detail has been maintained to the highest order and this coupled with her fantastic spec has ensured that BLUE MOOSE is a serious turnkey blue water cruising option.

Owner's Comments

BLUE MOOSE was the launch boat for the Hallberg-Rassy 40 in Germany. She was little used by her first owner and well looked after, being stored indoors in winter. When we purchased her in 2007 there were only 69 hours on her engine and the original packaging was still in place in the cooker. During our ownership we have mainly sailed as a couple in the Solent and English Channel. This year we retired and did a longer cruise to Holland. We have very much enjoyed Blue Moose and always felt very reassured by her sea handling capabilities, even in heavy weather. She has an astonishing amount of storage space, which we are struggling to match in possible next boats.

Construction

RCD Status: The yacht conforms with the essential safety requirements of Directive 94/25EC (Recreational Craft Directive) and is categorised A – "Ocean"

Hull, Deck & Superstructure Construction:

- Laminate construction of hull: isophthalic gelcoat and isophthalic polyester is used.
- Hand lay-up method, insulated above water line with Divinycell PVC-foam against heat and cold.
- Integrated rubbing strake with brass strip.
- Blue decorative band in gelcoat.
- Strong under floor reinforcements.
- Deck and coachroof areas and also cockpit are of sandwich construction, solid in parts, laminated to the hull.

- Deck, toerail, cockpit seats, cockpit floor and side trims in top quality teak laid in silicon rubber.
- Laid teak on coachroof.
- Also teak hand rails full length of superstructure.
- Two scuppers on each side which drain rain water overboard just above waterline to prevent dirt strips on the hull.
- Deck inlets for water and diesel tanks are on opposite sides to avoid errors.
- The cockpit floor is covered with a teak grating.
- Alcove in the port side cockpit coaming.
- High gloss varnished washboards and outer chart tables.

Keel & Rudder:

- Lead keel with reinforcement bolted on with thirteen S/S bolts.
- The rudder is carefully mounted for sensitive rudder feel.

Machinery

Engine & Gearboxes:

- Engine Volvo Penta 02-55, 41 kW/55 HP 4 cylinder 2.2 Litres cylinder volume.
- Mounted with four rubber feet on strong foundations to avoid vibration and noise.
- Strong engine foundations of GRP for effective sound insulation.
- Panel for engine instruments in the steering pedestal within easy reach of helmsman.
- Freshwater cooled engine.
- There is a large filter for cooling water.
- Emergency switch for engine start.
- New clutch fitted October 2012.

Maintenance & Performance:

- Engine Hours approx. 850.
- Last Serviced Jan 2015.

Propulsion & Steering:

- Gori 3-bladed folding propeller. Fixed blade propeller fitted as spare.
- Stripper rope cutter.
- Centaflex flexible coupling.
- Wheel steering with leather covered steering wheel.
- Wire steering with emergency tiller.
- Illuminated compass and single lever engine control.
- 6hp bow thruster.
- Cutlass bearing replaced December 2012.

Electrical Systems

Voltage Systems:

- Two separate circuits, one with 12 Volt and 62 Ah battery for engine start and one 12 Volt 560Ah for general use on board, the latter being covered by four batteries.
- 12v electric sockets at navigation station, cockpit chart table and steering pedestal.
- Electric panel with circuit breakers at navigation station.
- There is a volt, water and diesel meter.
- The electric panel has provision for additional outlets.
- A wiring diagram is supplied with the boat.

Battery Banks:

- The engine is served by a separate 62 Ah 12 V battery.
- Service batteries 12v 560Ah (2013).

- DCC4000 battery monitor.

Battery Chargers:

- Mastervolt MASS 12v/60A-230v.

Alternators:

- Charging of batteries is by 60A alternator from engine.

Generator:

- There is space for a diesel generator.

Shore Power:

- 230v shore connection, circuit breaker, shore cable and 4 x outlets.

Plumbing Systems

- Deck wash pump, Flojet 13 litre/min 12v located in anchor locker.

Fresh Water & Water Heating System:

- The hot freshwater circuit is led into a 40l well insulated hot water tank.
- Due to the good insulation water remains hot for many hours after the engine has been run.
- Accumulator tank replaced April 2015. Freshwater pump replaced September 2015.

Bilge Pumps:

- The bilge pump has been installed in a position where it can be cleaned even in extremely bad weather conditions.
- There are two bilge pumps; one manual and one electric. Also a high capacity electric emergency bilge pump that is floodable.

Tankage

Fuel:

- Approximately 445 litres in stainless steel tanks.
- The tanks are filled through deck inlets.
- Between tank and engine there is a further large water and coarse filter in addition to the one on the engine.
- The cruising range in calm waters is approximately 720 nautical miles.

Fresh water:

- Water capacity is approximately 460 litres.
- There is a water gauge.
- The water goes to a pump and then on to a 2 litres pressure equalising tank, and from there via a manifold is distributed to a 40 Litres hot water calorifier and the cold water system.
- As soon as a water tap is turned on the water which is under pressure in the pipes starts to flow.
- As soon as the pressure reduces the electric pump begins to work and will continue until the pressure is built up again after closing tap.
- There is a reserve foot pump in galley.
- Filling of water tanks is through deck inlet.
- Carbon filter to clean the fresh water pumped from the tank.

Grey/Blackwater holding tanks:

- Black water tank which can be emptied through a deck fitting.

Navigation Equipment

- Autopilot Raymarine ST 7001+ Type II – with gyro plus.
- Second ST6001 autopilot head at companionway allows control of boat under cover of sprayhood.

- Raymarine ST 60 multi (repeater) at steering pedestal.
- Raymarine ST60 speed, depth and wind.
- Gimballed radar mounting on aft stay, for 2 kW radome.
- Raymarine 2kW radar radome & GPS antenna (antenna replaced 2012).
- Radar/chart plotter Raymarine RL70RC+
- Radar/chart plotter Raymarine RL70CRC colour display at outer chart table.
- Horn in mast, Aqua Signal.
- DSC-Pacific antenna (DSC/GSM/VHF/TV/SSB/AM/FM-radio).
- VHF DSC standard horizon 1500 GX with second station on binnacle.
- Echomax 230 radar reflector.
- Navtex – Furuno NX300.
- AIS – Simrad AI50 class B transponder with stand-alone GPS.

Domestic Equipment

Refrigeration:

- A water cooled Isotherm SP system with Danfoss compressor unit for refrigeration is fitted for the icebox, extremely economical to run.
- Operated from a 12 Volt supply. Refrigeration should last 5-6 days without recharging being necessary.

Galley:

- Carefully insulated icebox with water cooled electric compressor for chilling.
- Extra deep, double sink.
- 2 burner gas cooker with oven, well gimballed with fiddle rails and locking device for oven door and also for the cooker when in use in the marina. Electric lighting on burners, no matches are necessary.
- Safety switch on gas pipe.

- Bread cutting board.

Heads/Showers:

- Strong, reliable pump action toilet.
- Shower in heads compartment.
- Shower at bathing platform.

Heating & Ventilation:

- Webasto Airtop 3500 Diesel, 3.5 kW, with outlets in saloon, forward cabin, heads compartment and aft cabin.
- As far as possible double heater hoses are used for insulation purpose.
- Also the hull is well insulated and therefore heating and consequently electric consumption will be minimal.
- The heating exhaust flue is led outside through the blue decorative stripe.
- The heating is installed in the engine room and is easily accessible for servicing.
- All outlets, except in the saloon, can be regulated separately.
- 3 hatches, 11 port holes including 10 opening ones, companionway washboards, 2 Dorade vents in the saloon, 3 automatic electrolux type ventilators on the foredeck and in the aft cabin.

Entertainment:

- Stereo/CD Pioneer (MV/LV/FM), two 6 inch Infinity speakers, iPod input.
- Stereo loudspeakers in cockpit, Sea and Symphony.

Lighting:

- Deck light.
- Lighting throughout the boat is located in all the important positions. Most of the lighting has been converted to LED.

- There are attractive adjustable stainless reading lights above berths and settee.
- International navigation lights and steaming light with switch on the panel for extra safety.
- Three colour toplight with anchor light.

Accommodation

Summary of Accommodation:

- The boat has two saloon sofas and two separate aft cabin berths.
- All interior woodwork in light mahogany matt silk finish.
- Flat locker doors with ventilation above.
- Floor is varnished teak with inlaid holly strips.
- Saloon ceiling has panelling with mahogany strips and ceilings in remainder of boat have light lining.
- Cushions on all berths 12 cm / 5" thick and resting on unvarnished, well ventilated boards to avoid condensation.
- Handholds are in all the right positions.
- The boat is carpeted throughout, except directly in front of the galley, press studs avoid movement.
- All portholes are fitted with curtains.
- Curtains also under the skylights.
- Chart tables and washboards in natural teak.
- Two washboards, the upper one louvered for ventilation.
- The washboards store in the cockpit locker.
- Safe, Minisafe SV160.
- Alcantara in saloon, Bohemian blue.
- Piping for alcantara upholstery, saloon, ivory.
- Carpet: blue.
- Colours of curtains: beige.

- Lee cloths to saloon berths.

Hatches:

- Hatches to forecabin, saloon and in aft cabin.
- 11 aluminium framed port holes, 10 of these are opening.
- On either side of sliding hatch there are useful teak covered work surfaces, ideal as chart tables, etc.
- Above the sliding hatch Raymarine ST 60 Speed, ST 60 Depth and ST 60 Wind instruments.

Description of layout from forwards:

Forward Cabin:

- The forward cabin has been arranged in such a way to allow generous free movement for dressing and undressing.
- Two 2.12 m/6' 11" long berths with ample stowage above and below and in addition a number of lockers.
- Hanging locker and vanity.
- Infill between the berths.
- Opening hatch with curtain under.

Heads Compartment:

- Access to the heads compartment is in the middle of the boat, freely available from any part of the boat without disturbing anybody.
- Bulkheads and lockers in white laminate.
- Teak grating.
- Wash basin and work top in Corian.
- There is a large mirror.

- Separate shower with watertight shower stall.
- Shower water drained by pump directly overboard without going into bilges.
- Hand switch for shower pump for utmost safety.
- Stainless holding tank, emptied by gravity or by deck pump out.
- Cupboard above and below washbasin.
- Ventilation through opening porthole.
- Headroom 1.89 m in the shower, 1.92 in heads compartment.

Saloon:

- The settee offers comfortable seating.
- On port and starboard side a 2.04 m / 6' 8" long sofa, both with hinged backrests..
- On port side the backrest lifts so that the whole width of the berth can be used for sleeping accommodation.
- The Stb side sofa is L-shaped.
- Between the settees a strong table with foldable sides, containing a wine compartment.
- Port to the companionway there is a small wet locker, drained straight to the shower.
- Headroom in saloon 1.96 m / 6' 5".
- ACR grab-bag under companionway stairs.
- Carbon monoxide detector.
- Corum clock in chrome with flags, Wempe.
- Wempe comfortmeter (hygrometer/thermometer) in chrome.

Chart Table:

- A comfortable chart table seat with spacious chart table.
- Above a shelf and space for mounting instruments like Radar and chart plotter etc.
- Electric panel to the left of the navigator.

- There are drawers and stowage slots as well as a pencil holder.

Galley:

- Big working surface in white laminate with strong, all round fiddle rail.
- Crockery locker and cutlery drawer.
- Room for saucepans and other kitchen utensils.
- There are special places for the waste bin and other items.

Walkthrough:

- There is a larger rubber sealed 2-door access to the engine room off the walkthrough.
- On starboard there is a hanging locker.
- Generous walkthrough headroom, maximum 1.85 m / 6' 1" due to using the cockpit coaming for headroom.

Aft Cabin:

- Aft cabin has a hanging locker on starboard and two comfortable berths.
- Stowage room below and above.
- There is a mirror fitted.
- Seat between the berths.

Deck Equipment

Rig:

- Selden electric in-mast furling (motor replaced 2010).
- Genoa and mainsheet tracks with blocks.
- Genoa block adjustable from the cockpit.
- A stainless steel swan neck fitting by the mast for problem free threading of existing and additional mast cables.

- Double spreader rig by Selden.
- Main boom with outhaul .
- Jib furling and reefing system Selden Furlex.
- Selden rodkicker.
- Several cleats for various uses.
- Spinnaker pole in carbon fibre.
- Spinnaker pole track and topping lift.
- Generous dimensions of standing and running rigging avoid fatigue during unrestricted ocean sailing.
- Turnbuckles from Hasselfors, aluminium protection tubes from Selden, blocks and winches from Lewmar.
- Windex wind indicator on mast top.
- Backstay tensioner, Selden.

Winches:

- Self-tailing electric genoa winches from Lewmar, size 50 CST, two mainsheet winches, one electric size 40 CST and one manual 30 CST. Hatches, windows and blocks Lewmar.
- Two self-tailing Lewmar winches at the mast for main and jib halyards.

Sails:

- Furling main by Sanders, vertical battens, cross-cut Dacron (new 2016/ never used).
- Furling genoa by Elvstrom, Trioptimal, laminated cloth, e-flex, offshore quality, UV protection (2015).
- Asymetric spinnaker, removable bowsprit, snuffer and launch bag.
- Working jib (little, if ever, used).

General:

- Pulpit and pushpit have opening for easy access on board.
- There is a separate gas locker on port with stowage for two gas cylinders.
- Integrated bathing platform in transom.
- On port side there is a large dry stowage cockpit locker.
- Additional locker on stern.
- High gloss varnished folding teak cockpit table.
- Two large cockpit drains.
- Bow ladder in stainless steel.
- Divided bathing ladder.
- Entry gates port and starboard.
- 2 x 3kg gas bottles, with reduction valves and fittings.

Anchoring & Mooring Equipment:

- Strong stem fitting with integrated anchor roller.
- Anchor locker with space for bow ladder, fenders and lines.
- Two strong cleats forward, aft and midships.
- Extra bow-roller.
- Brass strips to all cleats.
- Anchor winch electric, Lewmar, chain 8mm, delta anchor 20kg.
- Anchor winch controls at bow and steering pedestal.

Covers, Canvas & Cushions:

- Strong windscreen with opening centre section and sprayhood over front part of cockpit.
- The sprayhood can be rolled away neatly into a protective cover.
- Sprayhood extension.
- Genoa cover.

- Covers for cockpit table, wheel and compass (2014).

Tender & Outboard:

- NovaLift for outboard motor.
- Outboard motor mount in teak.
- Zodiac Cadet 260 dinghy with Suzuki 4hp four-stroke outboard motor.

Safety Equipment:

- Double stainless lifelines.
- Liferaft BFA, in container, for 6 persons, IOR/ORC (serviced 2013).
- Webbing jackstays on deck.
- Padeyes in cockpit.

Fire-fighting equipment:

- 2kg powder extinguishers in cabins and saloon.
- Fire blanket by galley.

Exclusions

Owner's personal belongings.


Disclaimer

The Company offers the details of this vessel or yacht in good faith but cannot guarantee or warrant the accuracy of this information nor warrant the condition of the vessel. A buyer should instruct his representatives, agents, or his surveyors, to investigate such details as the buyer desires validated. This vessel or yacht is offered subject to prior sale, price change, or withdrawal without notice.

PHOTOS







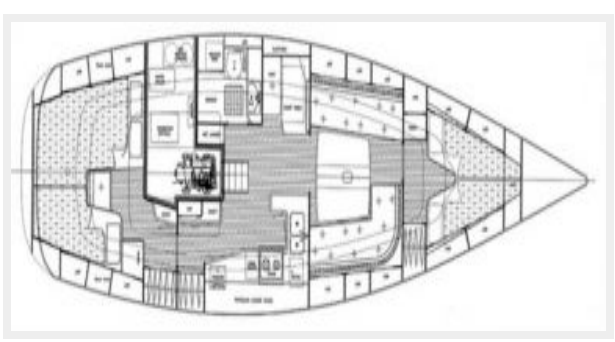


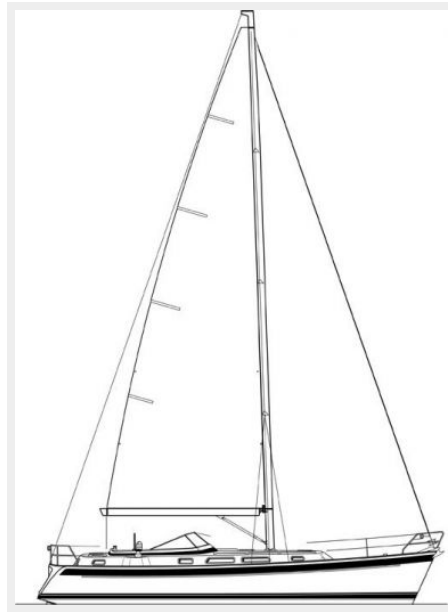












CONTACTS

Andrey Shestakov, leading yacht broker of the sales department of Shestakov Yacht Sales Inc. Shestakov Yacht Sales Inc., the official representative of the Miami/Fort Lauderdale FL headquarters.

Contact details

Email: andrey@shestakovyachtsales.com

Web: shestakovyachtsales.com/en/

Telephones

USA: +1(954)274-4435

Office hours

Monday – Saturday: **9:00 - 21:00** EDT

Sunday: **closed**

Address



Harbour Towne Marina, 850 NE 3rd St,
STE 213, Dania, FL 33004