

GUSTAV II — HINCKLEY



Builder: HINCKLEY

Year Built: 2002

Model: Cruiser

Price: PRICE ON APPLICATION

Location: United States

LOA: 36' 4" (11.07m)

Beam: 10' 1" (3.07m)

Min Draft: 1' 6" (0.46m)

Max Draft: 1' 6" (0.46m)

Cruise Speed: 22 Kts. (25 MPH)

Max Speed: 25 Kts. (29 MPH)

Our experienced yacht broker, Andrey Shestakov, will help you choose and buy a yacht that best suits your needs **GUSTAV II — HINCKLEY** from **our catalogue**. Presently, at **Shestakov Yacht Sales Inc.**, we have a wide variety of yachts available on **our sale's list**. We also work in close contact with all the big **yacht manufacturers** from all over the world.

If you would like to buy a yacht **GUSTAV II — HINCKLEY** or would like help answering any questions concerning purchasing, selling or chartering a yacht, please call **+1(954)274-4435**

TABLE OF CONTENTS

TABLE OF CONTENTS	2
SPECIFICATIONS	4
Overview	4
Basic Information	4
Dimensions	4
Speed, Capacities and Weight	4
Accommodations	5
Hull and Deck Information	5
Engine Information	5
DETAILED INFORMATION	6
INTRODUCTION	6
INTERIOR ACCOMMODATIONS	6
GALLEY	6
HEAD	6
V-BERTH AREA	7
PILOTHOUSE	7
COCKPIT	8
HULL and DECK	8
ELECTRONICS	9
ELECTRICAL SYSTEM	9
MECHANICAL	9
ADDITIONAL EQUIPMENT	10
EXCLUSIONS	10
Exclusions	10
Disclaimer	11
PHOTOS	12
Bow	12
Profile at Dock	12

Deck	12
Looking Forward	12
Pilothouse	12
Helm	12
Interior	12
Forward V-Berth	12
Galley	13
Head	13
Aft Cockpit	13
Aft Quarter	13
Stern	13
Layout	13
CONTACTS	14
Contact details	14
Telephones	14
Office hours	14
Address	14

SPECIFICATIONS

Overview

GUSTAV II is a pristine example of the Picnic Boat EP (Extended Pilothouse) that sleeps two comfortably forward, and includes head with shower and galley. There is an entertainment area in the extended pilothouse and additional seating in the cockpit. Her low hours, recent electronics upgrades and excellent condition make GUSTAV II a great value.

Basic Information

Category: Cruiser

Sub Category: Express

Model Year: 2002

Year Built: 2002

Country: United States

Coast Guard #: 1135397

Vessel Top: Enclosed Pilothouse

Dimensions

LOA: 36' 4" (11.07m)

Beam: 10' 1" (3.07m)

Min Draft: 1' 6" (0.46m)

Max Draft: 1' 6" (0.46m)

Speed, Capacities and Weight

Cruise Speed: 22 Kts. (25 MPH)

Max Speed: 25 Kts. (29 MPH)

Displacement: 11700 Pounds

Water Capacity: 35 Gallons

Holding Tank: 27 Gallons

Fuel Capacity: 160 Gallons

Accommodations

Total Cabins: 1

Total Berths: 2

Sleeps: 3

Total Heads: 1

Hull and Deck Information

Hull Material: Composite

Deck Material: Composite

Hull Configuration: Semi Vee

Hull Color: Flag Blue

Hull Designer: Bruce King

Engine Information

Engines: 1

Manufacturer: Yanmar

Model: 6LYA-STP

Engine Type: Inboard

Fuel Type: Diesel

DETAILED INFORMATION

INTRODUCTION

GUSTAV II is a pristine example of the Picnic Boat EP (Extended Pilothouse) that sleeps two comfortably forward, and includes head with shower and galley. There is an entertainment area in the extended pilothouse and additional seating in the cockpit. Her low hours, recent electronics upgrades and excellent condition make GUSTAV II a great value.

INTERIOR ACCOMMODATIONS

From the pilothouse forward and down the companionway steps are the interior accommodations which include a galley to port, private head to starboard and sleeping area forward. Satin-varnished, cherry-finished interior with varnished teak and holly cabin sole and a custom cabin sole cover. Five Frigast stainless steel 12-volt lamps on rheostats provide plenty of interior lighting.

GALLEY

The Corian countertop has a stainless steel sink with Grohe fixtures, spray nozzle and hot and cold pressure water. The stove, with custom wood stove cover/cutting board, is set in the countertop forward. The refrigeration is mounted aft of the sink and is accessed by a lift-up top. There is a pantry locker with a louvered door and several shelves, and additional storage outboard and under the galley sink.

Additional highlights:

- Adler Barbour refrigeration – 12-volt cold plate refrigerator in a self-draining box
- Force 10, two-burner stove with remote propane shut-off and wood cover
- Remote propane shut-off
- Microwave oven
- Pull-out under-counter garbage receptacle
- (3) Cherry pull-out drawers
- 110-volt outlet
- 12-volt outlet
- Red step-light in galley
- Opening port with screen

HEAD

The head is opposite the galley, starboard of the companionway, with a solid cherry

door. Storage includes cherry-faced lockers above and outboard the vanity, a cherry-faced drawer beside the marine head and a locker under the vanity.

Amenities include:

- Varnished cherry countertop with under-mounted white porcelain sink
- Grohe faucet/hand-held shower provides hot and cold pressure water. Shower equipped with additional custom wall holder
- VacuFlush marine toilet
- Mirror with cherry frame on the forward bulkhead
- 110-volt outlet
- Opening port with screen
- Hella fan

V-BERTH AREA

Forward is the sleeping area with V-berth and filler piece to create a double. There is excellent storage, including a hanging locker and open space under the berths. There are two opening ports, an opening hatch and two Hella fans. Cushions are upholstered in Sunbrella “Camel” fabric.

PILOTHOUSE

The pilothouse is richly finished in gloss teak trim and dashboard, and features two Pompanette pedestal-style helm and passenger seats that are height-adjustable and can swivel to face aft. They are finished in Duratouch Ivory UltraLeather and have stainless steel footrests. Further aft to port is an L-shaped settee with varnished teak table that can be lowered to form small berth. The tabletop is hinged to fold to a smaller triangular table, allowing flexibility of use.

Additional features:

- (4) Opening hatches with screens and insulated white overhead
- Overhead low-voltage halogen lights with dimmers
- (4) Pilothouse windows include: (2) sliding side windows and (2) fixed forward with heavy duty, self-parking, intermittent windshield wipers and fresh water washers
- Two varnished teak handrails under the aft ends of the pilothouse cabin top and a varnished teak handrail on the aft end of the pilothouse
- Drop curtains with windows to provide a fully-enclosed pilothouse
- Interior window sun covers for all four pilothouse windows
- Back and bottom cushions covered in Sunbrella “Camel” fabric
- Locker stowage beneath the settee
- (2) Hella fans in forward outboard corners

- Varnished teak integral handrail/cup holder on the forward bulkhead

COCKPIT

Cockpit can be entered via teak side-boarding step and a stainless steel cockpit step with teak treads that mounts port or starboard with stainless steel brackets. There is a comfortable seat with backrest aft, as well as an aft-facing seat on the engine box that includes an integrated wet bar. Aft settee includes two hinged lids under the cushions to allow access to removable storage tubs and below-deck pumps and batteries.

Additional features:

- Wet bar, including a stainless steel sink with foldaway faucet and hot & cold pressure water, insulated self-draining icebox and a storage drawer
- Hinged engine box/wet bar with electric air-assist lift for easy access to the engine
- Varnished teak cockpit coaming
- Cockpit sole has a molded-in nonskid surface and direct overboard drainage scuppers
- Numerous cockpit lockers with varnished teak doors and storage bins
- Seats finished in matching Sunbrella “Camel” fabric with an Ivory color weather cover
- Molded-in port and starboard cup holders
- Full Ivory color cockpit cover with snaps around cockpit coaming
- Cockpit shower with mixing valve under starboard deck
- Teak fishing rod holders under cockpit coaming

HULL and DECK

The hull is Kevlar/E-glass hybrid and balsa core, SCRIMP® with vinylester resin. Deck and cockpit are E-glass and balsa core, molded with polyester resin. The deck and cockpit sole have a molded-in nonskid pattern. The heavy-duty fiberglass swim platform has teak insert treads, stainless steel bracket and half round, and a folding, stainless steel telescoping 3-step swim ladder. Flag Blue Awlgrip topsides, Light Cream gelcoat cabin house and deck, single white boot stripe and red bottom.

Deck features:

- Rounded, tapered, varnished teak toe rail with Hinckley profile
- Varnished teak eyebrow molding around cabin top
- (4) Opening elliptical ports on house sides
- Hinckley pilothouse mast with spotlight
- (3) Low-profile opening aluminum hatches with screens
- Stainless steel half round on fiberglass-molded rub rail

- Custom stainless steel bow rail
- Custom Hinckley 316L stainless steel bow chocks
- Bow, stern and spring line 316L stainless steel mooring cleats
- Pad eyes with chafe strips to hang fenders
- Flush sockets for bow burgee staff and ensign pole staff

ELECTRONICS

- Raymarine e127 hybrid touch-screen radar/chart plotter display (2015)
- Raymarine RD418 HD radome (2015)
- Raymarine ST-6001 Plus autopilot with rate sensor
- Spectrum GX2350 VHF radio/loud hailer with DSC interfaced with GPS
- Raymarine multi-function display with depth, water temperature, and speed indicator (2015)
- Alpine AM/FM receiver with 6-CD changer, amplifier and fade control
- (4) Alpine STM666 speakers: (2) in forward bulkhead and (2) in pilothouse

ELECTRICAL SYSTEM

- 12-volt DC / 110-volt 30-amp AC electrical system
- (3) 12-volt batteries for a total of 540 amps
- 80-amp Battery alternator
- Heavy duty battery parallel switch also allows emergency starting
- 110-volt shore power inlet, relay and shore power cord
- Heart Freedom 10 inverter
- AC electrical panel and DC sub-panel
- Low resistance heavy copper and zinc anode electrical bonding system

MECHANICAL

- 2002 Yanmar 6LYA-STP 440 hp diesel engine, re-manufactured 2007 (870 hours since 2002)
- Hamilton 292 Jet Drive
- ZF IRM220PL transmission
- Vetus 12-volt 7" bow thruster
- Hinckley custom Jetstick® control system integrated with the bow thruster
- Yanmar fuel filter/water separator
- Tachometer with engine hours gauge
- Fuel, oil pressure and water temperature gauges
- High engine temperature alarm
- Low oil pressure alarm

- Water jet nozzle direction indicator
- Custom wet exhaust muffler system
- Oil transfer pump for engine and transmission
- Manual hydraulic steering pump
- (2) Electric 1500-GPH 12-volt bilge pumps with float switches
- Whale emergency bilge pump mounted in cockpit locker
- Cockpit shower with mixing valve
- (2) Dry chemical fire extinguishers
- Aluminum 27-gallon holding tank with overboard discharge
- 12-volt In-line automatic sump pump
- Engine room sound insulation
- Engine box forced air blower
- Stainless steel 6-gallon hot water heater, shore power and engine heated
- Accupoint heater with ducts in main cabin, head and pilothouse

ADDITIONAL EQUIPMENT

- Muir electric windlass in flush foredeck locker with hand-held remote and helm control
- Stainless steel bow roller
- Delta 22# anchor + 15" stainless steel chain and 150' anchor rode
- Varnished burgee pennant staff on bow
- Stern-mounted 4' varnished teak ensign pole
- Dock lines
- Fenders
- Deck shower/water outlet with hot and cold mixing valve
- Bell
- Life jackets
- Handheld flare kit
- 12-volt Trumpet horn with switch at helm
- Masthead and running lights
- ACR masthead-mounted spotlight with helm-mounted electric remote control

EXCLUSIONS

The owner's personal effects are excluded from the sale.

Exclusions

Owner's personal belongings.

Disclaimer

The Company offers the details of this vessel or yacht in good faith but cannot guarantee or warrant the accuracy of this information nor warrant the condition of the vessel. A buyer should instruct his representatives, agents, or his surveyors, to investigate such details as the buyer desires validated. This vessel or yacht is offered subject to prior sale, price change, or withdrawal without notice.

PHOTOS

Bow



Profile at Dock



Deck



Looking Forward



Pilothouse



Helm



Interior




Forward V-Berth



Galley




Head



Aft Cockpit




Aft Quarter



Stern



Layout



CONTACTS

Andrey Shestakov, leading yacht broker of the sales department of Shestakov Yacht Sales Inc. Shestakov Yacht Sales Inc., the official representative of the Miami/Fort Lauderdale FL headquarters.

Contact details

Email: **andrey@shestakovyachtsales.com**

Web: shestakovyachtsales.com/en/

Telephones

USA: **+1(954)274-4435**

Office hours

Monday – Saturday: **9:00 - 21:00** EDT

Sunday: **closed**

Address



Harbour Towne Marina, 850 NE 3rd St, STE 213, Dania, FL 33004